

## ERRATUM NOTICE

**ADVANCED SUBSIDIARY GCE**

**PHYSICS B (ADVANCING PHYSICS)**

**G492**

Unit G492: Understanding Processes /  
Experimentation and Data Handling

**MONDAY 6 JUNE 2011**

ADVANCE NOTICE

**FOR THE ATTENTION OF THE EXAMINATIONS OFFICER  
AND THE HEAD OF SCIENCE DEPARTMENT**

**This erratum concerns G492 Advance Notice**, which is published on the OCR website ([www.ocr.org.uk](http://www.ocr.org.uk)).

Please note that the version originally published on the OCR website on **17 March 2011** had an error on page 1, in the INSTRUCTIONS TO CANDIDATES, the first bullet point.

The last line originally said:

‘...the measurement ideas described in part 2.’

This should have read:

‘...the measurement ideas described in part 1.’

**An erratum is being sent to centres regarding this error by post after Easter. PLEASE NOTE THAT THE ADVANCE NOTICE NOW PUBLISHED ON THE OCR WEBSITE HAS BEEN CORRECTED. THE CORRECT VERSION WAS PUBLISHED ON 7 APRIL 2011.**

Any enquiry about this notice should be referred to the Customer Contact Centre on 01223 553 998 or [general.qualifications@ocr.org.uk](mailto:general.qualifications@ocr.org.uk)

**ADVANCED SUBSIDIARY GCE  
PHYSICS B (ADVANCING PHYSICS)**

**G492**

Unit G492: Understanding Processes /  
Experimentation and Data Handling

**MONDAY 6 JUNE 2011**

ADVANCE NOTICE



**INSTRUCTIONS TO CANDIDATES**

- Take the article away and read through it carefully. Spend some time looking up any technical terms or phrases you do not understand. You are **not** required to research further the particular topic described in part 3, although you might find it helpful to try out the measurement ideas described in part 1.
- For the examination on Monday 6 June 2011 you will be given a fresh copy of this article, together with a question paper. You will not be able to take your original copy into the examination with you.
- The values of standard physical constants will be given in the Advancing Physics Data, Formulae and Relationships booklet. Any additional data required are given in the appropriate question.

**INFORMATION FOR CANDIDATES**

- Questions in Section C of paper G492 (Understanding Processes, Experimentation and Data Handling) will refer to this Advance Notice material and may give additional data related to it.
- Section C will be worth about 40 marks.
- Sections A and B of paper G492 will be worth about 60 marks, and will examine the *Understanding Processes* section of the specification.
- There will be 2 marks for quality of written communication (QWC) assessed in Section B.
- This document consists of **8** pages. Any blank pages are indicated.

## 1 Using the speed of water waves to determine $g$

You may wish to try out these ideas in the laboratory so that you know in advance what the difficulties might be, how the experiment works and how the data can be used.

The simple arrangement of Fig. 1 can be used to carry out the practical task.



**Fig. 1**

Waves can be generated in a number of ways, such as pushing a ruler to and fro in the water, or just simply lifting one end of the tank about 1 cm and then lowering it quickly onto the bench.

The depth of water can be easily changed, but the velocity of the wave can prove to be problematic to measure. Although simple, the most practical way of measuring the speed is to use a stop watch to time how long the waves take to travel the length of the tank and back again. The velocity can then be calculated. In making these measurements, it is important to consider possible systematic errors.

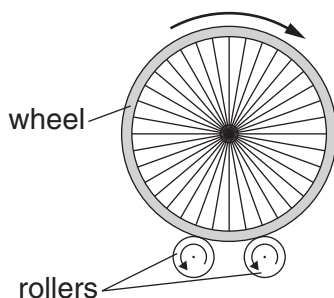
The relationship  $v = \sqrt{gd}$  can be applied to the experimental data and used to determine a value for  $g$ , the acceleration due to gravity.

## 2 Rolling Friction in Bicycle Tyres – interpreting trends in data

In the competitive world of bicycle manufacturing, it is widely recognised that it is very difficult to compare the performance of different tyres due to the fact that there are many unwanted variables such as differing tyre constructions, sizes, widths, treads and designed running pressures.

One simplified way of looking at the performance of tyres is to attempt to measure the relationship between rolling friction and inflation pressure for different tyres. The greater the rolling friction, the greater the energy losses in travelling.

The rolling friction for two types of tyres was measured in the same apparatus under the same conditions. In the test, a bicycle wheel rotating at a fixed speed was placed on rollers and the time taken for it to slow down to a stop was measured (Fig. 2).



**Fig. 2**

From this time, the force of rolling friction could be calculated. The test was repeated at a range of inflation pressures for three examples of each tyre.

The table below gives the data produced in the measurements.

inflation pressure / $\text{Ncm}^{-2}$	rolling friction / N					
	type A tyres			type B tyres		
	tyre 1	tyre 2	tyre 3	tyre 1	tyre 2	tyre 3
35	5.76	5.96	5.75	4.80	4.83	4.82
40	5.22	5.40	5.20	4.37	4.37	4.36
45	4.83	5.03	4.80	3.99	4.01	3.98
50	4.52	4.74	4.55	3.73	3.72	3.73
55	4.27	4.49	4.29	3.51	3.50	3.50
60	4.02	4.20	4.02	3.34	3.33	3.65
65	3.79	3.99	3.77	3.20	3.22	3.18
70	3.62	3.79	3.62	3.09	3.06	3.09
75	3.48	3.65	3.46	2.97	2.97	2.95
80	3.35	3.55	3.36	2.86	2.85	2.86

Inspection of the data, without any calculation, suggests that the tests on one tyre were subject to a systematic error.

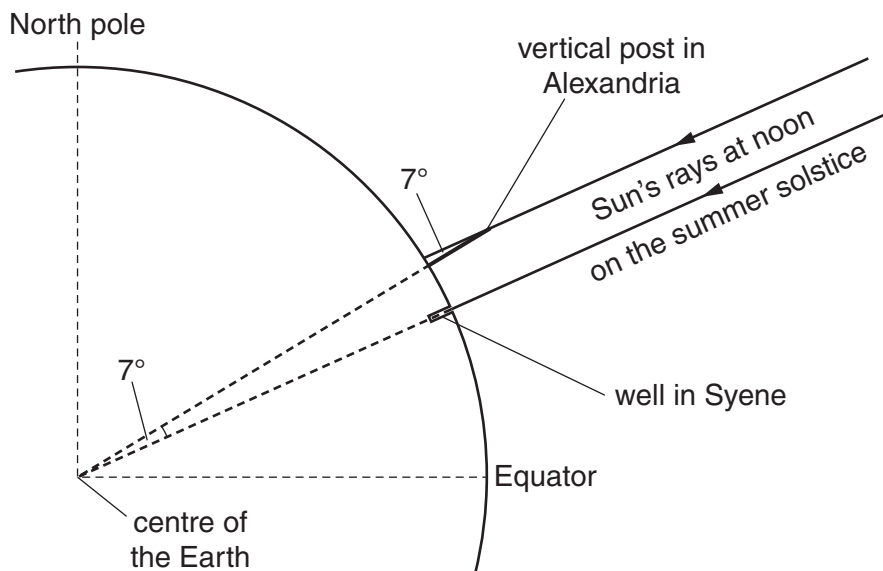
Furthermore, patterns can be seen which reveal characteristics of the different types of tyre.

### 3 Eratosthenes' measurement of the Earth's circumference

Eratosthenes, a Greek mathematician, poet, athlete, geographer, and astronomer, was born in 276 BC. He lived in Egypt, which then belonged to Greece. He made several discoveries and inventions including a system of latitude and longitude. In about 240 BC he was the first person to calculate the circumference of the Earth (with remarkable accuracy), using trigonometry and knowledge of the angle of elevation of the Sun.

The calculation was based on the assumption that the Earth is spherical and that the Sun is so far away that its rays can be taken as parallel.

At Syene (now Aswan), the Sun would appear at noon on the summer solstice at the zenith, directly overhead, as its reflection could be seen at the bottom of a deep well. Eratosthenes also knew, from measurement of the length of a shadow cast by a vertical post, that in his hometown of Alexandria, at noon on the same date, sunlight fell at an angle of about  $7^\circ$  from the vertical. This is shown in a sectional view through the Earth in Fig. 3.



**Fig. 3**

Eratosthenes concluded that the distance from Alexandria to Syene must be  $7/360$  of the total circumference of the Earth.

It is believed that Eratosthenes calculated the distance between Syene and Alexandria from the time taken for a caravan of camels to travel between them. The Greek unit of distance was the *stadian* (plural *stadia*). This was originally the length of an athletics field. A camel caravan travelled about 100 stadia each day, and took 50 days to travel between Syene and Alexandria, implying that they are 5000 stadia apart.

Eratosthenes calculated the distance along the Earth's surface corresponding to one degree of longitude, and rounded his result to 700 stadia per degree. This gave him a value for the Earth's circumference of 252 000 stadia. The Greek stadion and Egyptian stadion were slightly different and it is not certain which Eratosthenes used. Combining them gives a value of 170m with an uncertainty of about 5%.

In his calculations, Eratosthenes assumed that Syene was due south of Alexandria. In fact, it is east of south, as shown in Fig. 4. This systematic error would not have greatly affected his accuracy, as the percentage uncertainty involved in his measurement of the angle of the shadow to  $\pm 1^\circ$  was much greater.

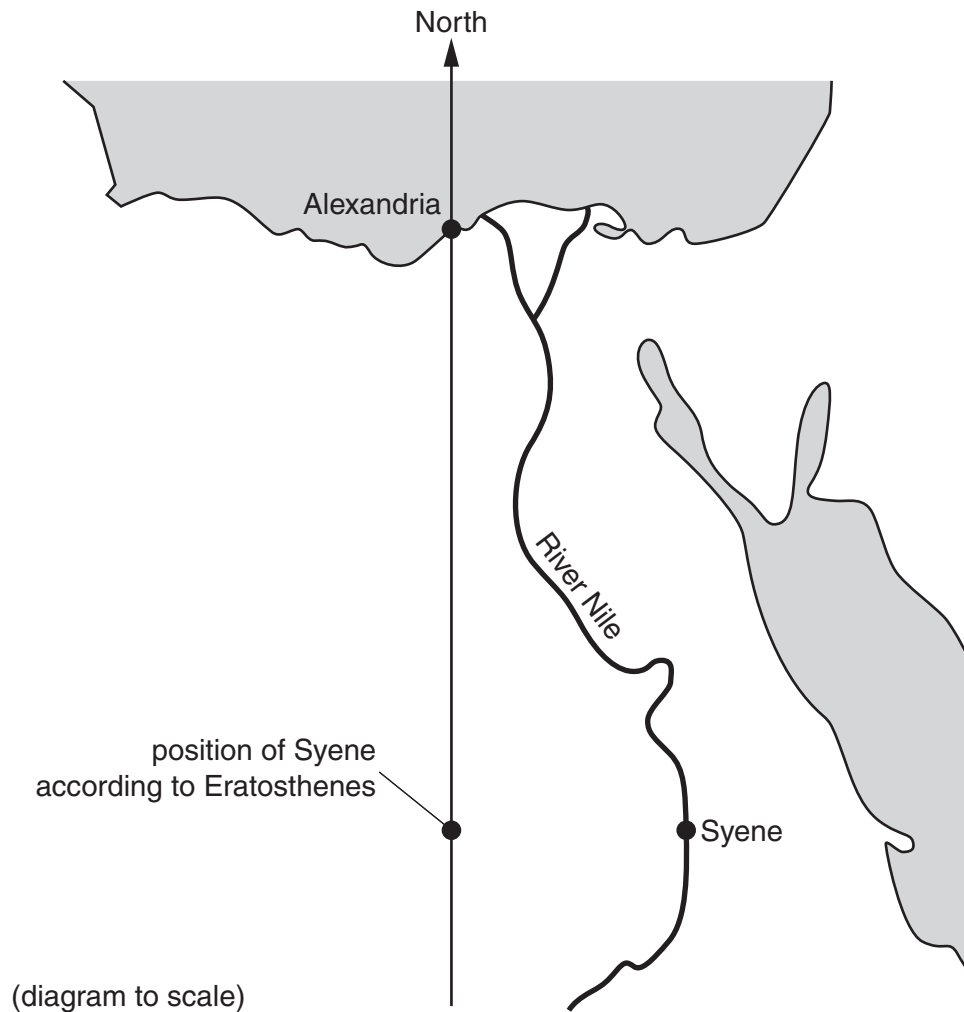


Fig. 4

END OF ARTICLE

**BLANK PAGE**

**BLANK PAGE**



**Copyright Information**

OCR is committed to seeking permission to reproduce all third-party content that it uses in its assessment materials. OCR has attempted to identify and contact all copyright holders whose work is used in this paper. To avoid the issue of disclosure of answer-related information to candidates, all copyright acknowledgements are reproduced in the OCR Copyright Acknowledgements Booklet. This is produced for each series of examinations and is freely available to download from our public website ([www.ocr.org.uk](http://www.ocr.org.uk)) after the live examination series.

If OCR has unwittingly failed to correctly acknowledge or clear any third-party content in this assessment material, OCR will be happy to correct its mistake at the earliest possible opportunity.

For queries or further information please contact the Copyright Team, First Floor, 9 Hills Road, Cambridge CB2 1GE.

OCR is part of the Cambridge Assessment Group; Cambridge Assessment is the brand name of University of Cambridge Local Examinations Syndicate (UCLES), which is itself a department of the University of Cambridge.