

Write your name here

Surname

Other names

Centre Number

Candidate Number

Edexcel GCE

Music Technology

Advanced Subsidiary

Unit 1: Music Technology Portfolio 1

Logbook and declaration form

Paper Reference

6MT01/01

You do not need any other materials.

Total Marks

Instructions to Teachers

- You must sign the declaration in section B of this Logbook.
- Task 1A must be presented as Track 1, Task 1B as Track 2, and Task 1C as Track 3.
- Centres must retain backup copies of all candidate recordings and proprietary software files for Task 1A.
- The complete portfolio, comprising Tasks 1A, 1B and 1C must be presented for assessment as stereo recordings on ONE AUDIO CD, along with the logbook and declaration document with Section A (Logbook) and Section B (Declaration form), completed.
- Centres are reminded that each candidate submission should be presented on a separate CD (NOT on MiniDisc™ or cassette tape) and this must be clearly marked with the paper reference number (6MT01), centre number, candidate name and candidate number.
- CDs should be checked before sending, and packaged so they will not be damaged in transit.
- **The CD and this Logbook with signed Declaration form must be sent to the examiner to arrive by 15 May 2010.**

Instructions to Candidates

- Use **black** ink or ball-point pen.
- **Fill in the boxes** at the top of this page with your name, centre number and candidate number.
- Answer **all** questions.
- Answer the questions in the spaces provided – *there may be more space than you need.*

Information for Candidates

- The total mark for this logbook is 20.
- Questions 1–8 ask you for information which is essential for the examiner who assesses your work. There are no marks for Questions 1–8, but if you do not complete these questions, your work for Tasks 1A, 1B and 1C may not be fully credited.
- You may wish to include additional relevant information about the techniques and processes you have used to complete the tasks.
- Questions 9 and 10 each carry 10 marks.

Advice to Candidates

- **You are reminded of the importance of clear and orderly presentation in your answers.**

Turn over ►

M35664A

©2009 Edexcel Limited.

1/1/1



edexcel 
advancing learning, changing lives

Section A: Logbook

Answer all questions

Task 1A: Sequenced Realised Performance

1 Complete the following information about the equipment that you used when working on your sequenced performance:

(a) Computer and processor (e.g. MacBook Pro/Intel Core 2 duo)

(b) Main Digital Audio Workstation software, with version used (e.g. Cubase/Logic Studio/Sonar)

(c) Additional software, including plug-ins (e.g. Reason/Virtual Sound Canvas/Hypersonic)

(d) Audio/MIDI interface (e.g. MOTU 828)

(e) Other external hardware (e.g. sound module(s) or effects processors)

(f) Keyboard or other MIDI input device (e.g. M Audio Oxygen/V-Drums)

Task 1B: Multi-track Recording

Title of piece recorded, with details of composer/original band or artist:

3 Complete the following information about the equipment that you used when working on your recording:

(a) Microphones

(b) Mixing desk and/or audio interface

(c) Multi-track hard disk recorder or software

(d) Effects and dynamic processors (hardware or software)

(e) Monitoring equipment

(f) Other equipment (e.g. DI box, pre amps)

4 Using the space below, and continuing on a separate page if necessary, draw and label diagrams to show how you arranged the microphones you used. You may attach photographs if you prefer.









5 Complete the table below to show how you recorded each track.

Track	Instrument	Mic used/DI	Position and capture
Example	Electric Guitar	SM58	Tune guitar, check lead, mic positioned in cradle in front of amp in corner of room. Played/captured with rhythm section.
1			
2			
3			
4			
5			
6			
7			
8			
9			
10			
11			
12			

6 Complete the track sheet below and on overleaf showing the settings used for mixdown.

	Track 1	Track 2	Track 3	Track 4	Track 5	Track 6
Instrument / Voice						
EQ						
FX						
Dynamic processing						
Panning (L-R)	○	○	○	○	○	○
Level						

	Track 7	Track 8	Track 9	Track 10	Track 11	Track 12
Instrument / Voice						
EQ						
FX						
Dynamic processing						
Panning (L-R)						
Level						

Task 1C: Creative Sequenced Arrangement

Show which one of the two prescribed stimuli, and which one of the two prescribed styles, you have used for your arrangement.

Stimulus chosen:	
Style chosen:	

7 Complete the following information about the equipment that you used when working on your sequenced arrangement:

(a) Computer and processor (e.g. MacBook Pro/Intel Core 2 duo)

(b) Main Digital Audio Workstation software, with version used (e.g. Cubase/Logic Studio/Sonar)

(c) Additional software, including plug-ins (e.g. Reason/Virtual Sound Canvas/Hypersonic)

(d) Audio/MIDI interface (e.g. MOTU 828)

(e) Other external hardware (e.g. sound module(s) or effects processors)

(f) Keyboard or other MIDI input device (e.g. M Audio Oxygen/V-Drums)

BLANK PAGE

BLANK PAGE

BLANK PAGE

Section B: Declaration Form

Teacher Declaration

The candidate's activities have been kept under controlled conditions and no assistance has been given apart from any that is acceptable under the scheme of assessment.

Signed	Print Name	Date
Contact Telephone Number	E-mail Address (print clearly)	

Candidate Declaration

I declare that I have produced the work for Unit 1: Music Technology Portfolio 1 within the controlled conditions and without any external assistance apart from that which is allowed under the scheme of assessment.

Signed	Print Name	Date
---------------	-------------------	-------------

If selected, do you agree to this work being used for Edexcel training purposes? Yes No