

**ADVANCED SUBSIDIARY GCE**  
**MATHEMATICS (MEI)**  
Decision Mathematics 1

**4771**

Candidates answer on the Answer Booklet

**OCR Supplied Materials:**

- Printed Answer Book
- MEI Examination Formulae and Tables (MF2)

**Other Materials Required:**

None

**Wednesday 17 June 2009**  
**Morning**

**Duration: 1 hour 30 minutes**



**INSTRUCTIONS TO CANDIDATES**

- Write your name clearly in capital letters, your Centre Number and Candidate Number in the spaces provided on the Answer Booklet.
- Use black ink. Pencil may be used for graphs and diagrams only.
- Read each question carefully and make sure that you know what you have to do before starting your answer.
- Answer **all** the questions.
- You are permitted to use a graphical calculator in this paper.
- Final answers should be given to a degree of accuracy appropriate to the context.
- Do **not** write in the bar codes.


**INFORMATION FOR CANDIDATES**

- The number of marks is given in brackets [ ] at the end of each question or part question.
- You are advised that an answer may receive **no marks** unless you show sufficient detail of the working to indicate that a correct method is being used.
- The total number of marks for this paper is **72**.
- This document consists of **8** pages. Any blank pages are indicated.

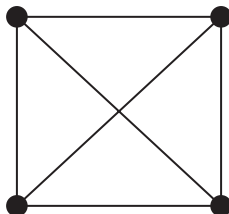
Answer all questions in the printed answer book provided.

Section A (24 marks)

- 1 The numbers on opposite faces of the die shown (a standard die) add up to 7. The adjacency graph for the die is a graph which has vertices representing faces. In the adjacency graph two vertices are joined with an arc if they share an edge of the die. For example, vertices 2 and 6 are joined by an arc because they share an edge of the die.



- (i) List the pairs of numbers which are opposite each other. [1]
- (ii) Draw the adjacency graph. [5]
- (iii) Identify and sketch a solid which has the following adjacency graph. [2]



- 2 In this question  $\text{INT}(m)$  means the integer part of  $m$ . Thus  $\text{INT}(3.5) = 3$  and  $\text{INT}(4) = 4$ .

A game for two players starts with a number,  $n$ , of counters. Players alternately pick up a number of counters, **at least 1** and **not more than half** of those left. The player forced to pick up the last counter is the loser. Arif programs his computer to play the game, using the rule “pick up  $\text{INT}(\text{half of the remaining counters})$ , or the last counter if forced”.

- (i) You are to play against Arif’s computer with  $n = 5$  and with Arif’s computer going first. What happens at each turn? [3]
- (ii) You are to play against Arif’s computer with  $n = 6$  and with Arif’s computer going first. What happens at each turn? [2]
- (iii) Now play against Arif’s computer with  $n = 7$  and with Arif’s computer going first. Describe what happens. [3]

3 Consider the following linear programming problem:

Maximise  $3x + 4y$

subject to  $2x + 5y \leq 60$   
 $x + 2y \leq 25$   
 $x + y \leq 18$

- (i) Graph the inequalities and hence solve the LP. [6]
- (ii) The right-hand side of the second inequality is increased from 25. At what new value will this inequality become redundant? [2]

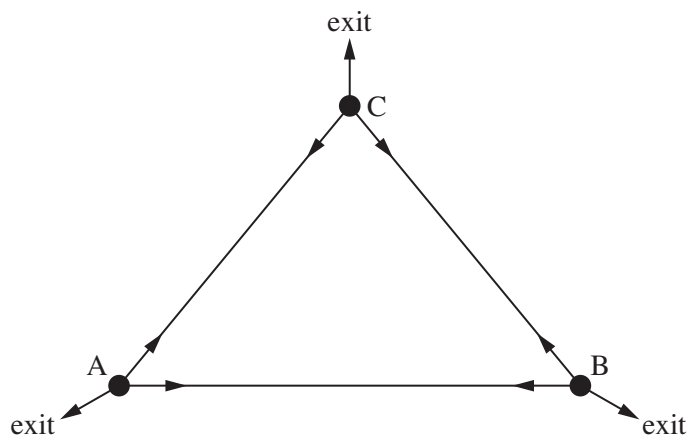
## Section B (48 marks)

- 4 The diagram represents a very simple maze with two vertices, A and B. At each vertex a rat either exits the maze or runs to the other vertex, each with probability 0.5. The rat starts at vertex A.



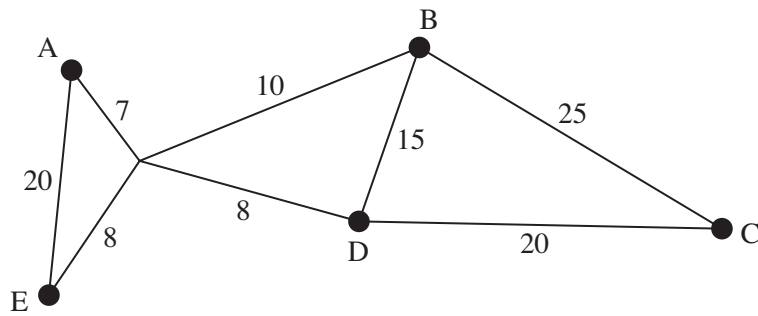
- (i) Describe how to use 1-digit random numbers to simulate this situation. [2]
- (ii) Use the random digits provided in your answer book to run 10 simulations, each starting at vertex A. Hence estimate the probability of the rat exiting at each vertex, and calculate the mean number of times it runs between vertices before exiting. [5]

The second diagram represents a maze with three vertices, A, B and C. At each vertex there are three possibilities, and the rat chooses one, each with probability  $1/3$ . The rat starts at vertex A.



- (iii) Describe how to use 1-digit random numbers to simulate this situation. [4]
- (iv) Use the random digits provided in your answer book to run 10 simulations, each starting at vertex A. Hence estimate the probability of the rat exiting at each vertex. [5]

- 5 The diagram represents canals connecting five cities. Canal lengths (shown on the arcs) are in km.

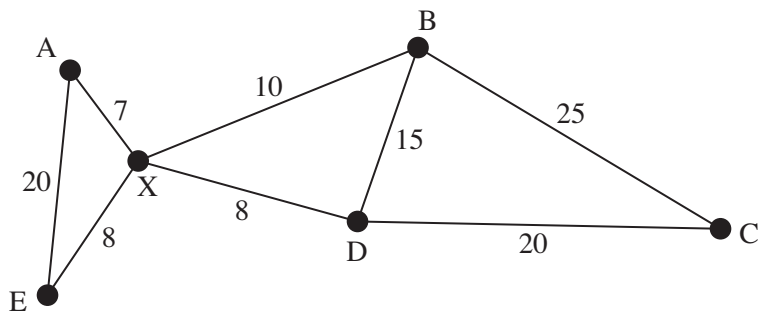


- (i) Draw a network in your answer book with nodes representing the five cities and arcs representing direct canal connections, i.e. canal connections which do not involve passing through another city. [3]

The company operating the canal system wishes to close some canals to save money, whilst preserving the connectivity.

- (ii) Starting at A, use Prim's algorithm on your answer to part (i) to find a minimum connector for the network. Give the order in which you include arcs. Draw your minimum connector and give its total length. [5]

Consider the original network together with an extra vertex, X, at the junction of four arcs.



- (iii) Draw the minimum connector which results from applying Prim's algorithm, starting at A, to this network. Give the length of that minimum connector. Hence advise the company on which canals to close. [7]
- (iv) Give a reason why the company might face objections to such closures. [1]

**Question 6 is printed overleaf.**

- 6 Joan and Keith have to clear and tidy their garden. The table shows the jobs that have to be completed, their durations and their precedences.

	Jobs	Duration (mins)	Immediate predecessors
A	prune bushes	100	–
B	weed borders	60	A
C	cut hedges	150	–
D	hoe vegetable patch	60	–
E	mow lawns	40	B
F	edge lawns	20	D, E
G	clean up cuttings	30	B, C
H	clean tools	10	F, G

- (i) Draw an activity on arc network for these activities. [4]
- (ii) Mark on your diagram the early time and the late time for each event. Give the minimum completion time and the critical activities. [6]
- (iii) Each job is to be done by one person only. Joan and Keith are equally able to do all jobs. Draw a cascade chart indicating how to organise the jobs so that Joan and Keith can complete the project in the least time. Give that least time and explain why the minimum project completion time is shorter. [6]

**BLANK PAGE**

**Copyright Information**

OCR is committed to seeking permission to reproduce all third-party content that it uses in its assessment materials. OCR has attempted to identify and contact all copyright holders whose work is used in this paper. To avoid the issue of disclosure of answer-related information to candidates, all copyright acknowledgements are reproduced in the OCR Copyright Acknowledgements Booklet. This is produced for each series of examinations, is given to all schools that receive assessment material and is freely available to download from our public website ([www.ocr.org.uk](http://www.ocr.org.uk)) after the live examination series.

If OCR has unwittingly failed to correctly acknowledge or clear any third-party content in this assessment material, OCR will be happy to correct its mistake at the earliest possible opportunity.

For queries or further information please contact the Copyright Team, First Floor, 9 Hills Road, Cambridge CB2 1PB.

OCR is part of the Cambridge Assessment Group; Cambridge Assessment is the brand name of University of Cambridge Local Examinations Syndicate (UCLES), which is itself a department of the University of Cambridge.