

GCE Examinations  
Advanced Subsidiary / Advanced Level

**Decision Mathematics**  
**Module D2**

Paper E

**MARKING GUIDE**

This guide is intended to be as helpful as possible to teachers by providing concise solutions and indicating how marks should be awarded. There are obviously alternative methods that would also gain full marks.

Method marks (M) are awarded for knowing and using a method.

Accuracy marks (A) can only be awarded when a correct method has been used.

(B) marks are independent of method marks.



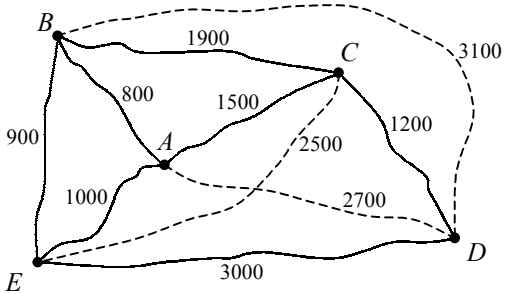
*Written by Craig Hunter, Edited by Shaun Armstrong*

© *Solomon Press*

*These sheets may be copied for use solely by the purchaser's institute.*

## D2 Paper E – Marking Guide

1. (a)  $x_{11}$  – number of windows from  $F_1$  to  $B_1$   
 $x_{12}$  – number of windows from  $F_1$  to  $B_2$   
 $x_{13}$  – number of windows from  $F_1$  to  $B_3$   
 $x_{21}$  – number of windows from  $F_2$  to  $B_1$   
 $x_{22}$  – number of windows from  $F_2$  to  $B_2$   
 $x_{23}$  – number of windows from  $F_2$  to  $B_3$   
 $x_{31}$  – number of windows from  $F_3$  to  $B_1$   
 $x_{32}$  – number of windows from  $F_3$  to  $B_2$   
 $x_{33}$  – number of windows from  $F_3$  to  $B_3$  B1
- (b) maximise  
 $z = 20x_{11} + 14x_{12} + 17x_{13} + 18x_{21} + 19x_{22} + 19x_{23} + 15x_{31} + 17x_{32} + 23x_{33}$  B2
- (c)  $x_{11} + x_{12} + x_{13} = 20$  number of windows at  $F_1$   
 $x_{21} + x_{22} + x_{23} = 35$  number of windows at  $F_2$   
 $x_{31} + x_{32} + x_{33} = 15$  number of windows at  $F_3$   
 $x_{11} + x_{21} + x_{31} = 30$  number of windows ordered by  $B_1$   
 $x_{12} + x_{22} + x_{32} = 18$  number of windows ordered by  $B_2$  M1 A1  
 $x_{13} + x_{23} + x_{33} = 22$  number of windows ordered by  $B_3$   
 $x_{ij} \geq 0$  for all  $i, j$   
reference to balance B1 **(6)**
- 

2. (a) 
- add  $AD - 2700, BD - 3100, CE - 2500$  M1 A1
- (b)  $AB$  (800),  $BE$  (900),  $EC$  (2500),  $CD$  (1200),  $DA$  (2700) M1 A1  
tour:  $ABECDA$   
upper bound =  $800 + 900 + 2500 + 1200 + 2700 = 8100$  m A1
- (c) actual tour is  $ABEACDCA$  as  $EC$  and  $DA$  are not in original network M1 A1 **(7)**
-

3. (a)

5	3	5	4	3
7	5	6	4	4
8	4	7	6	4
5	3	2	3	2

row min.

reducing rows gives:

2	0	2	1
3	1	2	0
4	0	3	2
3	1	0	1

M1 A1

col min. 2 0 0 0

reducing columns gives:

0*	0	2	1
1	1	2	0*
2	0*	3	2
1	1	0*	1

A1

4 lines are required to cover all zeros so allocation is possible

B1

strip wallpaper – Alice

paint – Dieter

hang wallpaper – Bhavin

replace fittings – Carl

M1 A1

(b) 5 + 4 + 4 + 2 = 15 hours

A1 (7)

4.

Stage	State	Action	Destination	Value
1	<i>H</i>	<i>HK</i>	<i>K</i>	3*
	<i>I</i>	<i>IK</i>	<i>K</i>	4*
	<i>J</i>	<i>JK</i>	<i>K</i>	6*
2	<i>E</i>	<i>EH</i> <i>EI</i>	<i>H</i> <i>I</i>	max(6, 3) = 6 max(5, 4) = 5*
	<i>F</i>	<i>FH</i> <i>FI</i> <i>FJ</i>	<i>H</i> <i>I</i> <i>J</i>	max(6, 3) = 6 max(5, 4) = 5* max(7, 6) = 7
	<i>G</i>	<i>GI</i> <i>GJ</i>	<i>I</i> <i>J</i>	max(4, 4) = 4* max(4, 6) = 6
3	<i>B</i>	<i>BE</i> <i>BF</i>	<i>E</i> <i>F</i>	max(7, 5) = 7 max(4, 5) = 5*
	<i>C</i>	<i>CE</i> <i>CF</i> <i>CG</i>	<i>E</i> <i>F</i> <i>G</i>	max(6, 5) = 6 max(6, 5) = 6 max(3, 4) = 4*
	<i>D</i>	<i>DF</i> <i>DG</i>	<i>F</i> <i>G</i>	max(4, 5) = 5* max(5, 4) = 5*
4	<i>A</i>	<i>AB</i> <i>AC</i> <i>AD</i>	<i>B</i> <i>C</i> <i>D</i>	max(3, 5) = 5* max(6, 4) = 6 max(6, 5) = 6

A1

M1 A2

M1 A1

A1

giving route *ABFIK*  
maximum stage length = 500 miles

M1 A1  
A1 (10)

5. (a)

	D	E	F	Available
A	5	2		7
B		7	1	8
C			5	5
Required	5	9	6	

M1 A1

$$\text{cost} = (5 \times 6) + (2 \times 4) + (7 \times 5) + (1 \times 3) + (5 \times 2) = \text{£}86$$

M1 A1

(b) taking  $R_1 = 0$ ,  $R_1 + K_1 = 6 \therefore K_1 = 6$   
 $R_1 + K_2 = 4 \therefore K_2 = 4$   
 $R_2 + K_2 = 5 \therefore R_2 = 1$   
 $R_2 + K_3 = 3 \therefore K_3 = 2$   
 $R_3 + K_3 = 2 \therefore R_3 = 0$

M1 A2

	$K_1 = 6$	$K_2 = 4$	$K_3 = 2$
$R_1 = 0$	(0)	(0)	7
$R_2 = 1$	8	(0)	(0)
$R_3 = 0$	4	4	(0)

improvement indices,  $I_{ij} = C_{ij} - R_i - K_j$

$$\therefore I_{13} = 7 - 0 - 2 = 5$$

$$I_{21} = 8 - 1 - 6 = 1$$

$$I_{31} = 4 - 0 - 6 = -2$$

$$I_{32} = 4 - 0 - 4 = 0$$

M1 A1

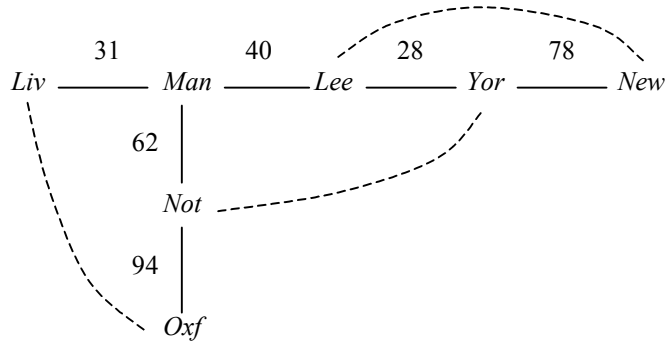
(c) pattern not optimal as there is a negative improvement index

B1 (10)

6. (a)

order:	1	4	3	6	5	7	2
	Lee	Liv	Man	New	Not	Oxf	Yor
Lee	–	71	40	96	71	165	28
Liv	71	–	31	155	92	155	93
Man	40	31	–	136	62	141	67
New	96	155	136	–	156	250	78
Not	71	92	62	156	–	94	78
Oxf	165	155	141	250	94	–	172
Yor	28	93	67	78	78	172	–

M1 A2



A1

(b) upper bound =  $2 \times$  weight of MST  
 $= 2 \times (31 + 40 + 28 + 78 + 62 + 94) = 2 \times 333 = 666$  miles

M1 A1

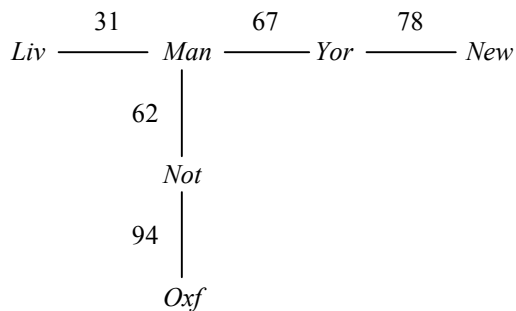
(c) use *Liv* – *Oxf* saving  $31 + 62 + 94 - 155 = 32$   
 use *Not* – *Yor* saving  $62 + 40 + 28 - 78 = 52$   
 use *Lee* – *New* saving  $28 + 78 - 96 = 10$   
 new upper bound =  $666 - 32 - 52 - 10 = 572$  miles

M1 A2  
 A1

(d) e.g. starting at *Liv*

order:	1	2	5	3	6	4	
	Lee	Liv	Man	New	Not	Oxf	Yor
Lee	–	71	40	96	71	165	28
Liv	71	–	31	155	92	155	93
Man	40	31	–	136	62	141	67
New	96	155	136	–	156	250	78
Not	71	92	62	156	–	94	78
Oxf	165	155	141	250	94	–	172
Yor	28	93	67	78	78	172	–

M1



A1

lower bound = weight of MST + two edges of least weight from *Lee*  
 $= (31 + 67 + 78 + 62 + 94) + 28 + 40 = 400$  miles

M1 A1 (14)

7. (a) adding 6 to all entries to make them positive gives: M1

		<i>B</i>		
		I	II	III
<i>A</i>	I	4	9	5
	II	10	1	8

let *B* play strategies I, II and III with proportions  $p_1, p_2$  and  $p_3$   
let value of altered game be  $v$  M1

let  $x_1 = \frac{p_1}{v}, x_2 = \frac{p_2}{v}, x_3 = \frac{p_3}{v}, P = \frac{1}{v}$  M1

from *A* I,  $4p_1 + 9p_2 + 5p_3 \leq v$

from *A* II,  $10p_1 + p_2 + 8p_3 \leq v$  M1 A1

also,  $p_1 + p_2 + p_3 = 1$

dividing by  $v$  problem becomes

maximise  $P = x_1 + x_2 + x_3$

subject to  $4x_1 + 9x_2 + 5x_3 \leq 1$

$10x_1 + x_2 + 8x_3 \leq 1$

$x_1 \geq 0, x_2 \geq 0, x_3 \geq 0$  M1 A1

- (b) using slack variables  $r$  and  $s$  gives

$4x_1 + 9x_2 + 5x_3 + r = 1$

$10x_1 + x_2 + 8x_3 + s = 1$  M1

tableau 1:

Basic Var.	$x_1$	$x_2$	$x_3$	$r$	$s$	Value
$r$	4	9	5	1	0	1
$s$	10	1	8	0	1	1
$P$	-1	-1	-1	0	0	0

A1

taking 10 as pivot

M1

tableau 2:

Basic Var.	$x_1$	$x_2$	$x_3$	$r$	$s$	Value
$r$	0	$8\frac{3}{5}$	$1\frac{4}{5}$	1	$-\frac{2}{5}$	$\frac{3}{5}$
$x_1$	1	$\frac{1}{10}$	$\frac{4}{5}$	0	$\frac{1}{10}$	$\frac{1}{10}$
$P$	0	$-\frac{9}{10}$	$-\frac{1}{5}$	0	$\frac{1}{10}$	$\frac{1}{10}$

M1 A2

taking  $8\frac{3}{5}$  as pivot

M1

tableau 3:

Basic Var.	$x_1$	$x_2$	$x_3$	$r$	$s$	Value
$x_2$	0	1	$\frac{9}{43}$	$\frac{5}{43}$	$-\frac{2}{43}$	$\frac{3}{43}$
$x_1$	1	0	$\frac{67}{86}$	$-\frac{1}{86}$	$\frac{9}{86}$	$\frac{4}{43}$
$P$	0	0	$-\frac{1}{86}$	$\frac{9}{86}$	$\frac{5}{86}$	$\frac{7}{43}$

M1 A1

taking  $\frac{67}{86}$  as pivot

tableau 4:

Basic Var.	$x_1$	$x_2$	$x_3$	$r$	$s$	Value
$x_2$	$-\frac{18}{67}$	1	0	$\frac{8}{67}$	$-\frac{5}{67}$	$\frac{3}{67}$
$x_3$	$1\frac{19}{67}$	0	1	$-\frac{1}{67}$	$\frac{9}{67}$	$\frac{8}{67}$
$P$	$\frac{1}{67}$	0	0	$\frac{7}{67}$	$\frac{4}{67}$	$\frac{11}{67}$

A1

tableau is optimal

$$x_1 = 0, x_2 = \frac{3}{67}, x_3 = \frac{8}{67}, P = \frac{1}{v} = \frac{11}{67} \therefore v = \frac{67}{11}$$

M1

$$\text{giving } p_1 = 0, p_2 = \frac{67}{11} \times \frac{3}{67} = \frac{3}{11}, p_3 = \frac{67}{11} \times \frac{8}{67} = \frac{8}{11}$$

$\therefore B$  should not play I, should play II  $\frac{3}{11}$  of time and III  $\frac{8}{11}$  of time

M1 A1

$$\text{value of original game} = \frac{67}{11} - 6 = \frac{1}{11}$$

A1

**(21)**

Total

**(75)**

## Performance Record – D2 Paper E

Question no.	1	2	3	4	5	6	7	Total
Topic(s)	transport., formulate lin. prog.	nearest neighbour	allocation	dynamic prog., minimax	transport., n-w corner, improv. indices	TSP, shortcuts	game, formulate lin. prog. and solve	
Marks	6	7	7	10	10	14	21	75
Student								