

Please check the examination details below before entering your candidate information

Candidate surname

Other names

**Pearson Edexcel**  
**International**  
**Advanced Level**

Centre Number

--	--	--	--	--

Candidate Number

--	--	--	--	--

**Thursday 14 January 2021**

Morning (Time: 1 hour 30 minutes)

Paper Reference **WME03/01**

**Mathematics**

**International Advanced Subsidiary/Advanced Level**  
**Mechanics M3**

**You must have:**

Mathematical Formulae and Statistical Tables (Blue), calculator

Total Marks

**Candidates may use any calculator permitted by Pearson regulations. Calculators must not have the facility for symbolic algebra manipulation, differentiation and integration, or have retrievable mathematical formulae stored in them.**

### Instructions

- Use **black** ink or ball-point pen.
- If pencil is used for diagrams/sketches/graphs it must be dark (HB or B).
- **Fill in the boxes** at the top of this page with your name, centre number and candidate number.
- Answer **all** questions and ensure that your answers to parts of questions are clearly labelled.
- Answer the questions in the spaces provided  
– *there may be more space than you need.*
- You should show sufficient working to make your methods clear. Answers without working may not gain full credit.
- Whenever a numerical value of  $g$  is required, take  $g = 9.8 \text{ m s}^{-2}$ , and give your answer to either two significant figures or three significant figures.

### Information

- A booklet 'Mathematical Formulae and Statistical Tables' is provided.
- There are 7 questions in this question paper. The total mark for this paper is 75.
- The marks for **each** question are shown in brackets  
– *use this as a guide as to how much time to spend on each question.*

### Advice

- Read each question carefully before you start to answer it.
- Try to answer every question.
- Check your answers if you have time at the end.
- If you change your mind about an answer, cross it out and put your new answer and any working underneath.

Turn over ►

P66651A

©2021 Pearson Education Ltd.

1/1/1



Pearson

1.

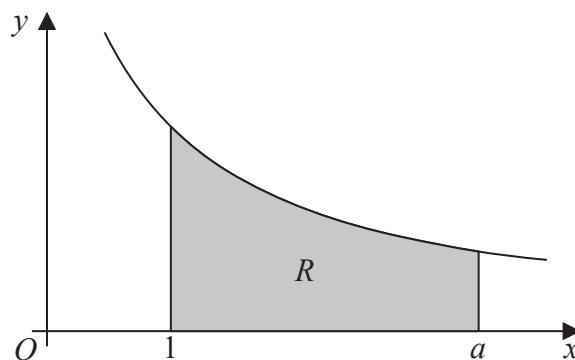


Figure 1

The region  $R$ , shown shaded in Figure 1, is bounded by the curve with equation  $y = \frac{1}{x}$ , the line with equation  $x = 1$ , the positive  $x$ -axis and the line with equation  $x = a$  where  $a > 1$ . A uniform solid  $S$  is formed by rotating  $R$  through  $2\pi$  radians about the  $x$ -axis.

(a) Show that the volume of  $S$  is

$$\pi \left( 1 - \frac{1}{a} \right) \tag{3}$$

(b) Find the  $x$  coordinate of the centre of mass of  $S$ . (5)

---

---

---

---

---

---

---

---

---

---

---

---

---

---

---

---

---

---

---

---

---

---

---

---

DO NOT WRITE IN THIS AREA

DO NOT WRITE IN THIS AREA

DO NOT WRITE IN THIS AREA





2. A particle  $P$  of mass  $m$  is at a distance  $x$  above the surface of the Earth. The Earth exerts a gravitational force on  $P$ . This force is directed towards the centre of the Earth. The magnitude of this force is inversely proportional to the square of the distance of  $P$  from the centre of the Earth.

At the surface of the Earth the acceleration due to gravity is  $g$ .

The Earth is modelled as a fixed sphere of radius  $R$ .

- (a) Show that the magnitude of the gravitational force on  $P$  is  $\frac{mgR^2}{(x + R)^2}$  (3)

A particle is released from rest from a point above the surface of the Earth. When the particle is at a distance  $R$  above the surface of the Earth, the particle has speed  $U$ .

Air resistance is modelled as being negligible.

- (b) Find, in terms of  $U$ ,  $g$  and  $R$ , the speed of the particle when it strikes the surface of the Earth. (7)

---

---

---

---

---

---

---

---

---

---

---

---

---

---

---

---

---

---

---

---

---

---

---

---

---

---

---

---

---

---







DO NOT WRITE IN THIS AREA

DO NOT WRITE IN THIS AREA

DO NOT WRITE IN THIS AREA

Leave  
blank

### Question 2 continued

Lined area for writing answers to Question 2.

Q2

(Total 10 marks)



3.

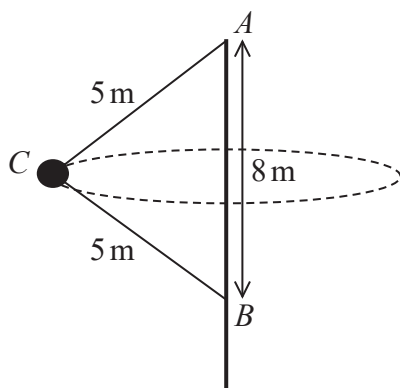


Figure 2

A fairground ride consists of a cabin  $C$  that travels in a horizontal circle with a constant angular speed about a fixed vertical central axis. The cabin is attached to one end of each of two rigid arms, each of length 5 m. The other end of the top arm is attached to the fixed point  $A$  at the top of the central axis of the ride. The other end of the lower arm is attached to the fixed point  $B$  on the central axis, where  $AB$  is 8 m, as shown in Figure 2.

Both arms are free to rotate about the central axis.

The arms are modelled as light inextensible rods.

The cabin, together with the people inside, is modelled as a particle.

The cabin completes one revolution every 2 seconds.

Given that the combined mass of the cabin and the people is 600 kg,

- (a) find
- (i) the tension in the upper arm of the ride,
  - (ii) the tension in the lower arm of the ride.
- (9)

In a refined model, it is assumed that both arms stretch to a length of 5.1 m.

- (b) State how this would affect the sum of the tensions in the two arms, justifying your answer.
- (2)

---



---



---



---



---



---



---

DO NOT WRITE IN THIS AREA

DO NOT WRITE IN THIS AREA

DO NOT WRITE IN THIS AREA



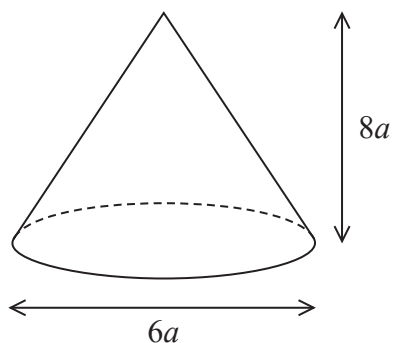








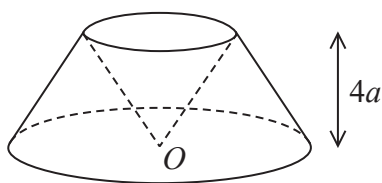
4.



**Figure 3**

A uniform right solid cone  $C$  has diameter  $6a$  and height  $8a$ , as shown in Figure 3.

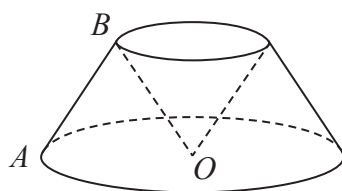
The solid  $S$  is formed by removing a cone of height  $4a$  from the top of  $C$  and then removing an identical, inverted cone. The vertex of the removed cone is at the point  $O$  in the centre of the base of  $C$ , as shown in Figure 4.



**Figure 4**

- (a) Find the distance of the centre of mass of  $S$  from  $O$ . (5)

The point  $A$  lies on the circumference of the base of  $S$  and the point  $B$  lies on the circumference of the top of  $S$ . The points  $O$ ,  $A$  and  $B$  all lie in the same vertical plane, as shown in Figure 5.



**Figure 5**

The solid  $S$  is freely suspended from the point  $B$  and hangs in equilibrium.

- (b) Find the size of the angle that  $AB$  makes with the downward vertical. (4)

---



---



---



---

DO NOT WRITE IN THIS AREA

DO NOT WRITE IN THIS AREA

DO NOT WRITE IN THIS AREA



Question 4 continued

DO NOT WRITE IN THIS AREA

DO NOT WRITE IN THIS AREA

DO NOT WRITE IN THIS AREA

Lined writing area for the response to Question 4.





**Question 4 continued**

DO NOT WRITE IN THIS AREA

DO NOT WRITE IN THIS AREA

DO NOT WRITE IN THIS AREA

Q4

(Total 9 marks)



5.

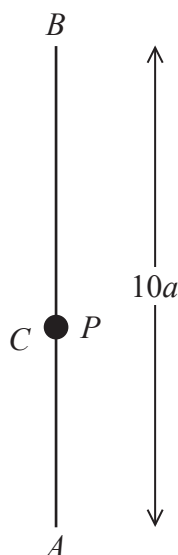


Figure 6

The fixed points,  $A$  and  $B$ , are a distance  $10a$  apart, with  $B$  vertically above  $A$ .

One end of a light elastic string, of natural length  $2a$  and modulus of elasticity  $2mg$ , is attached to a particle  $P$  of mass  $m$  and the other end is attached to  $A$ .

One end of another light elastic string, of natural length  $4a$  and modulus of elasticity  $6mg$ , is attached to  $P$  and the other end is attached to  $B$ .

The particle  $P$  rests in equilibrium at the point  $C$ , as shown in Figure 6.

- (a) Show that each string has an extension of  $2a$ . (5)

The particle  $P$  is now pulled down vertically, so that it is a distance  $a$  below  $C$  and then released from rest.

- (b) Show that in the subsequent motion,  $P$  performs simple harmonic motion. (4)

- (c) Find, in terms of  $a$  and  $g$ , the speed of  $P$  when it is a distance  $\frac{7}{2}a$  above  $A$ . (4)

---

---

---

---

---

---

---

---

---

---

DO NOT WRITE IN THIS AREA

DO NOT WRITE IN THIS AREA

DO NOT WRITE IN THIS AREA









**Question 5 continued**

DO NOT WRITE IN THIS AREA  
DO NOT WRITE IN THIS AREA  
DO NOT WRITE IN THIS AREA

Lined writing area for the answer to Question 5.

(Total 13 marks)

**Q5**



6.

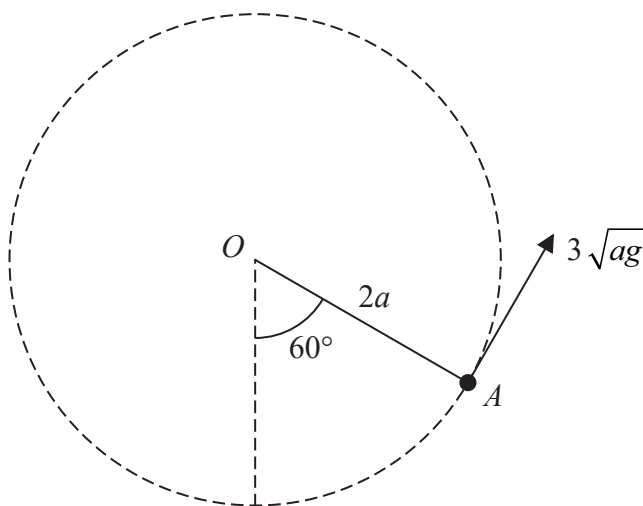


Figure 7

A particle of mass  $m$  is attached to one end of a light inextensible string of length  $2a$ . The other end of the string is attached to a fixed point  $O$ . The particle is initially held at the point  $A$  with the string taut and  $OA$  making an angle of  $60^\circ$  with the downward vertical.

The particle is then projected upwards with a speed of  $3\sqrt{ag}$ , perpendicular to  $OA$ , in the vertical plane containing  $OA$ , as shown in Figure 7.

In an initial model of the motion of the particle, it is assumed that the string does not break.

Using this model,

- (a) show that the particle performs complete vertical circles. (8)

In a refined model it is assumed that the string will break if the tension in it exceeds  $7mg$ .

Using this refined model,

- (b) show that the particle still performs complete vertical circles. (5)

---

---

---

---

---

---

---

---

---

---

---

---

---

---

---

---

---

---

---

---

---

---

---

---

---

---

DO NOT WRITE IN THIS AREA

DO NOT WRITE IN THIS AREA

DO NOT WRITE IN THIS AREA









7.

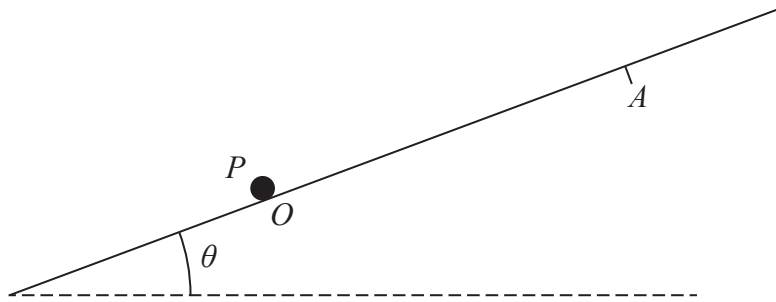


Figure 8

A particle  $P$  of mass  $0.5\text{ kg}$  is attached to one end of a light elastic string of natural length  $2\text{ m}$  and modulus of elasticity  $3\text{ N}$ . The other end of the string is attached to a fixed point  $O$  on a rough plane. The plane is inclined at an angle  $\theta$  to the horizontal,

where  $\sin \theta = \frac{2}{7}$

The coefficient of friction between  $P$  and the plane is  $\frac{\sqrt{5}}{5}$

The particle  $P$  is initially at rest at the point  $O$ , as shown in Figure 8.

The particle  $P$  then receives an impulse of magnitude  $4\text{ Ns}$ , directed up a line of greatest slope of the plane.

The particle  $P$  moves up the plane and comes to rest at the point  $A$ .

(a) Find the extension of the elastic string when  $P$  is at  $A$ . (8)

(b) Show that the particle does not remain at rest at  $A$ . (3)

---

---

---

---

---

---

---

---

---

---

---

---

---

---

---

---

---

---

---

---

---

---

---

---

DO NOT WRITE IN THIS AREA

DO NOT WRITE IN THIS AREA

DO NOT WRITE IN THIS AREA





Question 7 continued

Lined writing area consisting of multiple horizontal lines for text entry.

DO NOT WRITE IN THIS AREA

DO NOT WRITE IN THIS AREA

DO NOT WRITE IN THIS AREA



Leave  
blank

**Question 7 continued**

DO NOT WRITE IN THIS AREA

DO NOT WRITE IN THIS AREA

DO NOT WRITE IN THIS AREA





