

# Pearson Edexcel Level 3 GCE

## Tuesday 25 June 2019

Morning (Time: 1 hour 30 minutes)

Paper Reference **9FM0/4D**

### Further Mathematics

**Advanced**

**Paper 4D: Decision Mathematics 2**

**You must have:**

Mathematical Formulae and Statistical Tables (Green), calculator,  
Decision Mathematics Answer Book (enclosed)

**Candidates may use any calculator permitted by Pearson regulations. Calculators must not have the facility for algebraic manipulation, differentiation and integration, or have retrievable mathematical formulae stored in them.**

#### Instructions

- Use **black** ink or ball-point pen.
- If pencil is used for diagrams/sketches/graphs it must be dark (HB or B).
- Write your answers for this paper in the Decision Mathematics answer book provided.
- **Fill in the boxes** at the top of the answer book with your name, centre number and candidate number.
- Do not return the question paper with the answer book.
- Answer **all** questions and ensure that your answers to parts of questions are clearly labelled.
- Answer the questions in the spaces provided  
– *there may be more space than you need.*
- You should show sufficient working to make your methods clear. Answers without working may not gain full credit.
- Answers should be given to three significant figures unless otherwise stated.

#### Information

- A booklet 'Mathematical Formulae and Statistical Tables' is provided.
- There are 7 questions in this question paper. The total mark for this paper is 75.
- The marks for **each** question are shown in brackets  
– *use this as a guide as to how much time to spend on each question.*

#### Advice

- Read **each** question carefully before you start to answer it.
- Try to answer every question.
- Check your answers if you have time at the end.

Turn over ►

P61186A

©2019 Pearson Education Ltd.

1/1/1/1/



Pearson

**Answer ALL questions. Write your answers in the answer book provided.**

1. Table 1 shows the cost, in pounds, of transporting one unit of stock from each of four supply points, A, B, C and D, to each of four demand points, P, Q, R and S. It also shows the stock held at each supply point and the stock required at each demand point. A minimum cost solution is required.

	P	Q	R	S	Supply
A	15	14	17	11	23
B	10	9	16	12	42
C	11	13	8	10	18
D	15	13	16	17	19
Demand	25	45	12	20	

**Table 1**

Table 2 shows an initial solution given by the north-west corner method.

	P	Q	R	S
A	23			
B	2	40		
C		5	12	1
D				19

**Table 2**

- (a) Taking DQ as the entering cell, use the stepping-stone method to find an improved solution. Make your method clear. (2)
- (b) Perform one further iteration of the stepping-stone method to obtain an improved solution. You must make your method clear by stating the
- shadow costs
  - improvement indices
  - route
  - entering cell and exiting cell. (4)
- (c) Determine whether the solution obtained from this second iteration is optimal, giving a reason for your answer. (3)
- (d) State the cost of the solution found in (b). (1)

**(Total for Question 1 is 10 marks)**

2. Four workers, Ted (T), Harold (H), James (J) and Margaret (M), are to be assigned to four tasks, 1, 2, 3 and 4. Each worker must be assigned to just one task and each task must be done by just one worker.

The profit, in pounds, resulting from allocating each worker to each task, is shown in the table below. The profit is to be maximised.

	1	2	3	4
T	103	97	74	80
H	201	155	145	155
J	111	80	77	92
M	203	188	137	184

- (a) Reducing rows first, use the Hungarian algorithm to obtain an allocation that maximises the total profit. You must make your method clear and show the table after each stage. **(6)**
- (b) Determine the resulting total profit. **(1)**

**(Total for Question 2 is 7 marks)**

---

3.

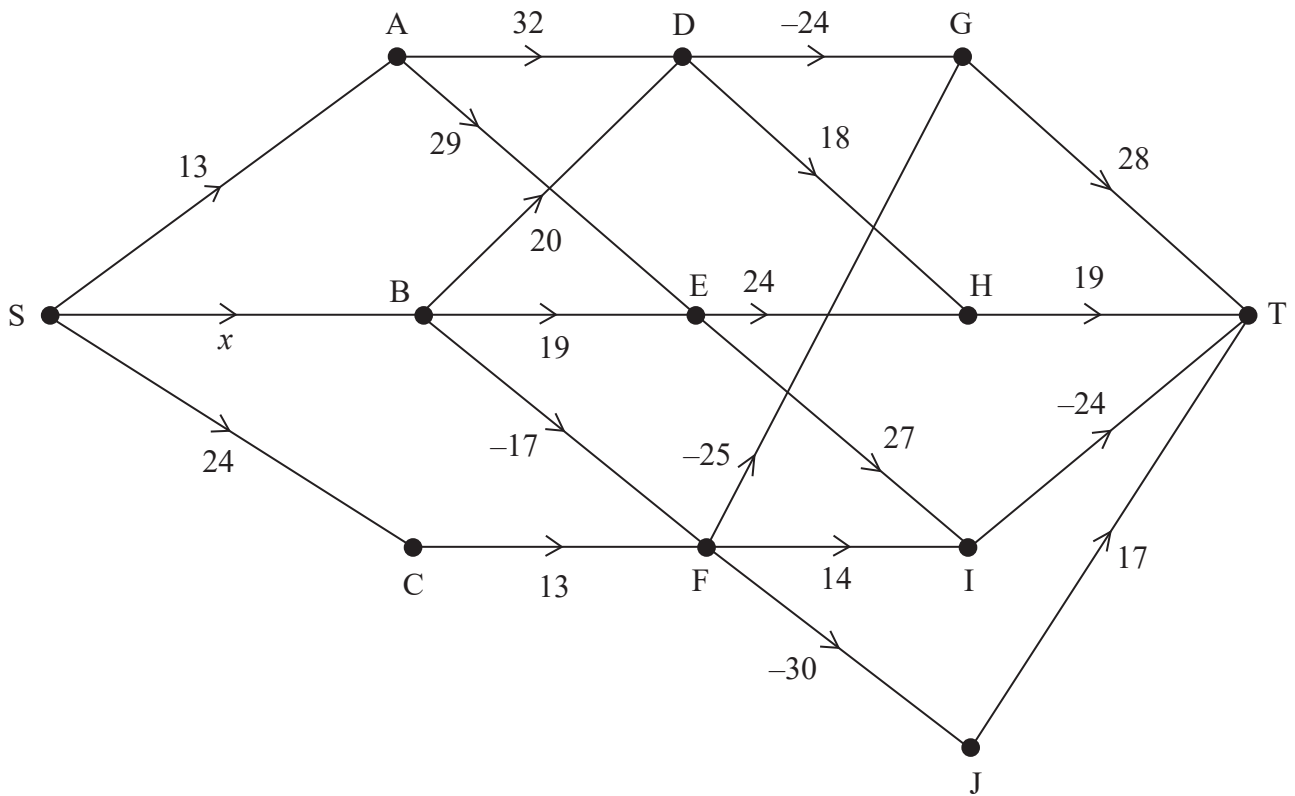


Figure 1

In Figure 1 the weight of arc SB is denoted by  $x$  where  $x \geq 0$

(a) Explain why Dijkstra's algorithm cannot be used on the directed network in Figure 1. (1)

It is given that the minimum weight route from S to T passes through B.

(b) Use dynamic programming to find

- (i) the range of possible values of  $x$
- (ii) the minimum weight route from S to T.

(12)

(Total for Question 3 is 13 marks)

4.

		Player B		
		Option X	Option Y	Option Z
Player A	Option P	3	-2	0
	Option Q	-4	4	-2
	Option R	1	2	-1

A two person zero-sum game is represented by the pay-off matrix for player A shown above.

- (a) Verify that there is no stable solution to this game. (2)

Player A intends to make a random choice between options P, Q and R, choosing option P with probability  $p_1$ , option Q with probability  $p_2$  and option R with probability  $p_3$

Player A wants to find the optimal values of  $p_1$ ,  $p_2$  and  $p_3$  using the Simplex algorithm. Player A formulates the following linear programming problem for the game, writing the constraints as inequalities.

Maximise  $P = V$

$$\begin{aligned} \text{subject to } & V \geq 3p_1 - 4p_2 + p_3 \\ & V \geq -2p_1 + 4p_2 + 2p_3 \\ & V \geq -2p_2 - p_3 \\ & p_1 + p_2 + p_3 \leq 1 \\ & p_1 \geq 0, p_2 \geq 0, p_3 \geq 0, V \geq 0 \end{aligned}$$

- (b) Correct the errors made by player A in the linear programming formulation of the game, giving reasons for your answer. (3)

- (c) Write down an initial Simplex tableau for the corrected linear programming problem. (3)

The Simplex algorithm is used to solve the corrected linear programming problem.

The optimal values are  $p_1 = 0.6$ ,  $p_2 = 0$  and  $p_3 = 0.4$

- (d) Calculate the value of the game to player A. (2)

- (e) Determine the optimal strategy for player B, making your reasoning clear. (4)

(Total for Question 4 is 14 marks)

5. An increasing sequence  $\{u_n\}$  for  $n \in \mathbb{N}$  is such that the difference between the  $n$ th term of  $\{u_n\}$  and the mean of the previous two terms of  $\{u_n\}$  is always 6

(a) Show that, for  $n \geq 3$

$$2u_n - u_{n-1} - u_{n-2} = 12 \quad (2)$$

Given that  $u_1 = 2$  and  $u_2 = 8$

(b) find the solution of this second order recurrence relation to obtain an expression for  $u_n$  in terms of  $n$ . (7)

(c) Show that as  $n \rightarrow \infty$ ,  $u_n \rightarrow kn$  where  $k$  is a constant to be determined. You must give reasons for your answer. (2)

---

**(Total for Question 5 is 11 marks)**

6.

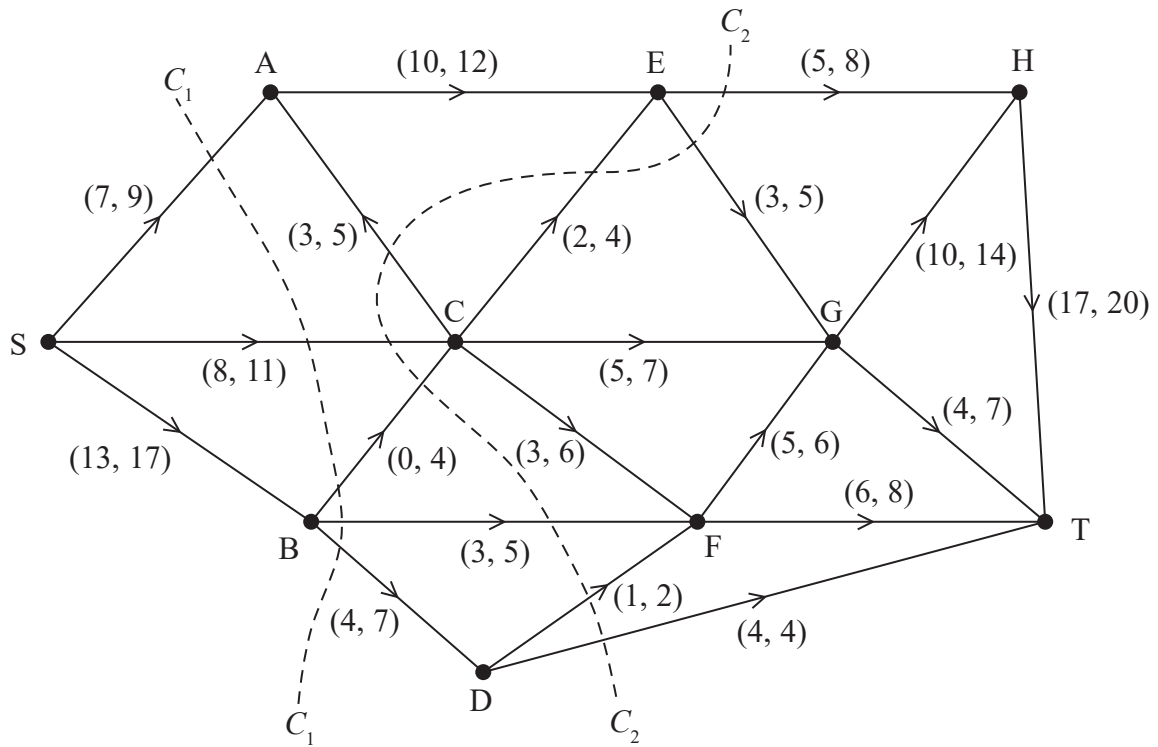


Figure 2

Figure 2 shows a capacitated, directed network. The network represents a system of pipes through which fluid flows from a source, S, to a sink, T.

The numbers  $(l, u)$  on each arc represent, in litres per second, the lower capacity,  $l$ , and the upper capacity,  $u$ , of the corresponding pipe.

Two cuts  $C_1$  and  $C_2$  are shown.

- Find the capacity of
  - cut  $C_1$
  - cut  $C_2$

(2)
- Explain why the arcs AE and CE cannot be at their upper capacities simultaneously.
 

(1)
- Explain why a flow of 31 litres per second through the system is not possible.
 

(1)
- Hence determine a minimum feasible flow and a maximum feasible flow through the system. You must draw these feasible flows on the diagrams in the answer book and give reasons to justify your answer. **You should not apply the labelling procedure to find these flows.**

(4)

(Total for Question 6 is 8 marks)

7. Aisha is deciding whether or not to play a game.

The game involves rolling three fair six-sided dice, which have faces numbered from 1 to 6

If the total score on the three dice is 16 or more then she wins a prize. If the total score is 15 or less then she loses and will have to pay the person running the game £3

(a) Given that the prize is £15

- (i) draw a decision tree to model Aisha's possible decisions and the possible outcomes
- (ii) determine Aisha's optimal EMV and state the optimal strategy indicated by the decision tree.

(6)

The utility function of the game to Aisha is  $u(m) = 1 - e^{-\frac{m}{500}}$  where  $m$  is the amount of money that Aisha has available. Given that Aisha has exactly £3 and that the prize is now £ $x$

(b) find the expected utility to Aisha of playing the game in the form

$$\frac{a}{b} \left( 1 - e^{-\frac{(x+c)}{500}} \right)$$

where  $a$ ,  $b$  and  $c$  are integers to be found.

(2)

Aisha decides to use the expected utilities to determine whether she should play the game or not.

(c) Find the minimum prize for which Aisha would consider playing the game.

(4)

(Total for Question 7 is 12 marks)

---

**TOTAL FOR PAPER IS 75 MARKS**



Please check the examination details below before entering your candidate information

Candidate surname

Other names

**Pearson Edexcel  
Level 3 GCE**

Centre Number

--	--	--	--	--

Candidate Number

--	--	--	--	--

**Tuesday 25 June 2019**

Morning (Time: 1 hour 30 minutes)

Paper Reference **9FM0/4D**

**Further Mathematics**

**Advanced**

**Paper 4D: Decision Mathematics 2**

**Answer Book**

Do not return the question paper with the answer book

Total Marks

Turn over ►

P61186A

©2019 Pearson Education Ltd.

1/1/1/1/



Pearson

1.

	P	Q	R	S	Supply
A	15	14	17	11	23
B	10	9	16	12	42
C	11	13	8	10	18
D	15	13	16	17	19
Demand	25	45	12	20	

Table 1

	P	Q	R	S
A				
B				
C				
D				

	P	Q	R	S
A				
B				
C				
D				

	P	Q	R	S
A				
B				
C				
D				

	P	Q	R	S
A				
B				
C				
D				

2



P 6 1 1 8 6 A 0 2 2 0



2.

	1	2	3	4
T	103	97	74	80
H	201	155	145	155
J	111	80	77	92
M	203	188	137	184

DO NOT WRITE IN THIS AREA  
DO NOT WRITE IN THIS AREA  
DO NOT WRITE IN THIS AREA

	1	2	3	4
T				
H				
J				
M				

	1	2	3	4
T				
H				
J				
M				

	1	2	3	4
T				
H				
J				
M				

	1	2	3	4
T				
H				
J				
M				

---

---

---

---

---

---

---

---

---

---

---

---

---

---

---

---

---

---

---

---

---

---

---

---

---

---



Question 2 continued

	1	2	3	4
T				
H				
J				
M				

	1	2	3	4
T				
H				
J				
M				

	1	2	3	4
T				
H				
J				
M				

	1	2	3	4
T				
H				
J				
M				

---

---

---

---

---

---

---

---

---

---

---

---

---

---

---

---

---

---

---

---

---

---

---

(Total for Question 2 is 7 marks)

DO NOT WRITE IN THIS AREA

DO NOT WRITE IN THIS AREA

DO NOT WRITE IN THIS AREA

3.

(a)

Stage	State	Action	Destination	Value





4.

		Player B		
		Option X	Option Y	Option Z
Player A	Option P	3	-2	0
	Option Q	-4	4	-2
	Option R	1	2	-1

DO NOT WRITE IN THIS AREA

DO NOT WRITE IN THIS AREA

DO NOT WRITE IN THIS AREA





DO NOT WRITE IN THIS AREA

DO NOT WRITE IN THIS AREA

DO NOT WRITE IN THIS AREA

**Question 4 continued**

b.v.									Value
$P$									

Only use the tableau below if you need to correct your initial tableau.

b.v.									Value
$P$									

---

---

---

---

---

---

---

---

---

---

---

---

---

---

---

---

---

---

---

---

---

---

---

---

---

---

---

---

---

---







5.

DO NOT WRITE IN THIS AREA

DO NOT WRITE IN THIS AREA

DO NOT WRITE IN THIS AREA





**Question 5 continued**

DO NOT WRITE IN THIS AREA

DO NOT WRITE IN THIS AREA

DO NOT WRITE IN THIS AREA





6.

(a) (i) Capacity of cut  $C_1 =$  \_\_\_\_\_

(ii) Capacity of cut  $C_2 =$  \_\_\_\_\_

DO NOT WRITE IN THIS AREA

DO NOT WRITE IN THIS AREA

DO NOT WRITE IN THIS AREA





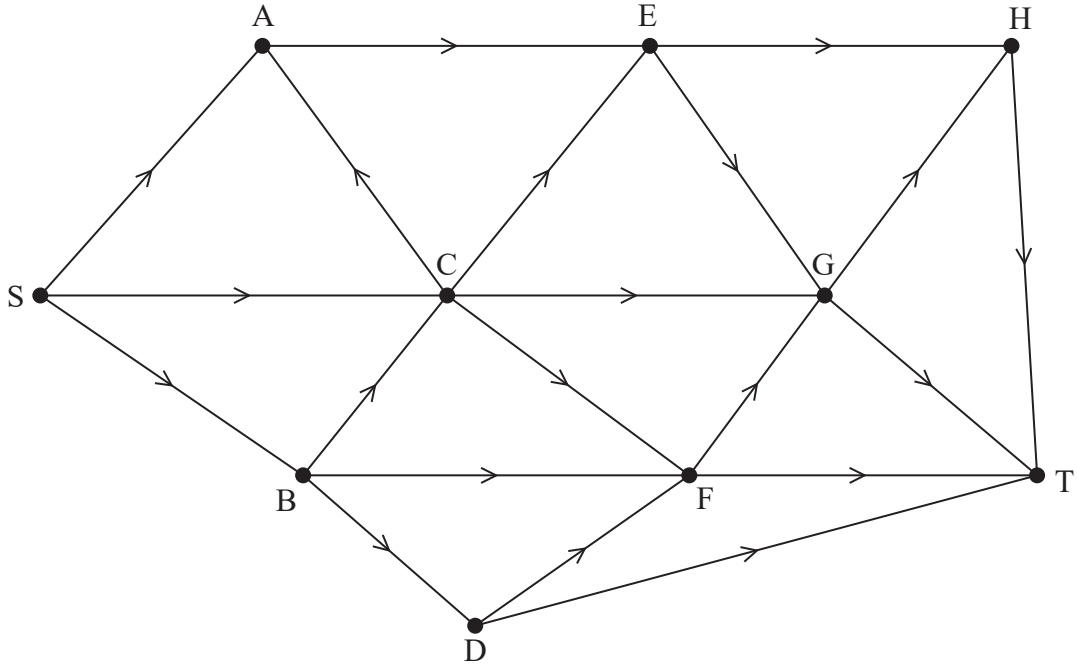
Question 6 continued

DO NOT WRITE IN THIS AREA

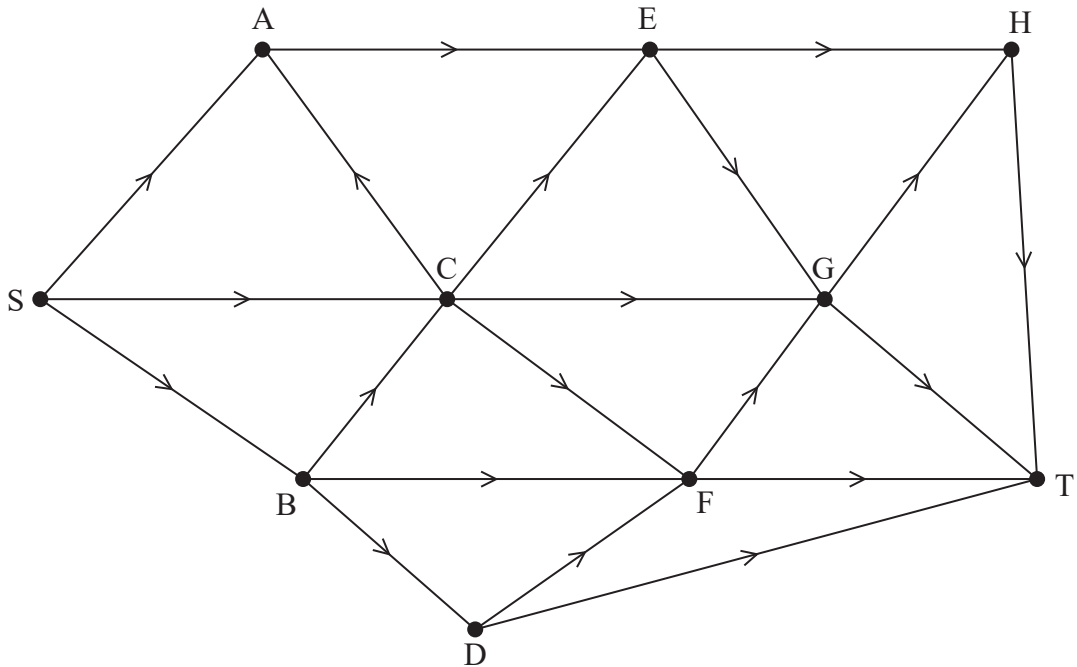
DO NOT WRITE IN THIS AREA

DO NOT WRITE IN THIS AREA

Minimum feasible flow



Maximum feasible flow



(Total for Question 6 is 8 marks)



P 6 1 1 8 6 A 0 1 7 2 0

7.

---

---

---

---

---

---

---

---

---

---

---

---

---

---

---

---

---

---

---

---

---

---

---

---

---

DO NOT WRITE IN THIS AREA

DO NOT WRITE IN THIS AREA

DO NOT WRITE IN THIS AREA





**Question 7 continued**

Ruled area for writing answers.

**(Total for Question 7 is 12 marks)**

**TOTAL FOR PAPER IS 75 MARKS**

DO NOT WRITE IN THIS AREA

DO NOT WRITE IN THIS AREA

DO NOT WRITE IN THIS AREA

