

UNIVERSITY OF CAMBRIDGE INTERNATIONAL EXAMINATIONS
Cambridge International Diploma in ICT
Foundation Level

COMPUTER GRAPHICS

5184/A

Optional Module: Practical Assessment

2005

No Additional Materials are required

**45 minutes
and 15 minutes reading time**

READ THESE INSTRUCTIONS FIRST

Candidates are permitted **15 minutes** reading time before attempting the paper.

Make sure that your name, centre number and candidate number are shown on each printout that you are asked to produce.

Carry out **every** instruction in each task.

Tasks are numbered on the left hand side of the page, so that you can see what to do, step by step. On the right hand side of the page for each task, you will find a box which you can tick (✓) when you have completed the task; this checklist will help you to track your progress through the assessment.

Before each printout you should proof-read the document to make sure that you have followed all instructions correctly.

At the end of the assignment put **all** your printouts into the Assessment Record Folder.

This document consists of **6** printed pages.

IB05 01_5184_A/2RP
© UCLES 2005



UNIVERSITY of CAMBRIDGE
International Examinations

[Turn over

You work for an international company called *Hothouse Design*.

You are going to design a new advertisement for a mobile telephone company.

- 1 Using a suitable software package, start a new drawing to make an advertisement for a mobile telephone company which will fit on a single sheet of paper and look like this:




- 2 Draw a large rectangle.



1.1.1



- 3 Insert the file **FCGA5FON.GIF** and place it in the bottom left corner of the rectangle. 1.3.1 ✓




- 4 Reduce the size of the image of the phone by about half. Do not distort the image. 2.1.1
2.2.1

Make a copy of this image and place it in the bottom right corner of the rectangle.



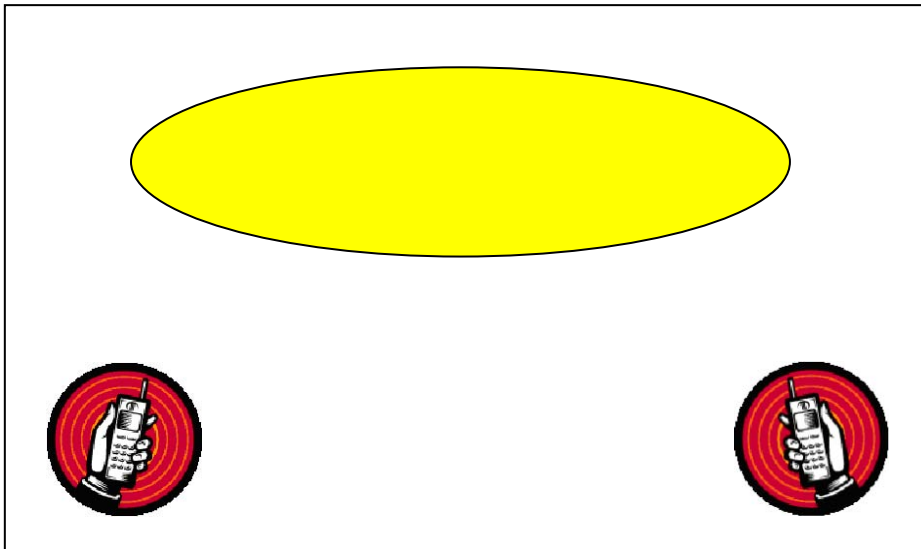
5 Flip the new image horizontally.

✓
 2.1.1
2.4.1



6 Draw an oval shape and place it in the upper part of the rectangle as shown below. Colour this shape yellow.

1.1.1
2.3.1



- 7 Add the text **Talkmore phones** in large letters (18 to 36 point).

✓
 1.2.1

Place this text in the yellow oval.



- 8 Draw another shape and place it between the phone images.

1.1.1

- 9 Fill this shape with a distinctive colour or pattern.

2.3.2

- 10 Add the text 0909 900900 in large letters (19 to 36 point).

1.2.1

Place this text in the shape created in step 8. Make sure that the text is clearly visible when printed.



- 11 Add your name and today's date to the bottom of the page. Save your drawing using a new filename and print it. [✓] 3.1.1
- 12 Reduce the size of the whole image by about half and make a second print of it. 2.5.1
3.1.1



Every reasonable effort has been made to trace all copyright holders where the publishers (i.e. UCLES) are aware that third-party material has been reproduced. The publishers would be pleased to hear from anyone whose rights they have unwittingly infringed.

University of Cambridge International Examinations is part of the University of Cambridge Local Examinations Syndicate (UCLES), which is itself a department of the University of Cambridge.

UNIVERSITY OF CAMBRIDGE INTERNATIONAL EXAMINATIONS
Cambridge International Diploma in ICT
Foundation Level

COMPUTER GRAPHICS

5184/B

Optional Module: Practical Assessment

2005

No Additional Materials are required

**45 minutes
and 15 minutes reading time**

READ THESE INSTRUCTIONS FIRST

Candidates are permitted **15 minutes** reading time before attempting the paper.

Make sure that your name, centre number and candidate number are shown on each printout that you are asked to produce.

Carry out **every** instruction in each task.

Tasks are numbered on the left hand side of the page, so that you can see what to do, step by step. On the right hand side of the page for each task, you will find a box which you can tick (✓) when you have completed the task; this checklist will help you to track your progress through the assessment.

Before each printout you should proof-read the document to make sure that you have followed all instructions correctly.

At the end of the assignment put **all** your printouts into the Assessment Record Folder.

This document consists of **6** printed pages.

IB05 01_5184_B/2RP
© UCLES 2005



UNIVERSITY of CAMBRIDGE
International Examinations

[Turn over

You work for an international company called Hothouse Design.

You are going to design a new advertisement for Slow Food.

- 1 Using a suitable software package, start a new drawing to make an advertisement for the Slow Food movement which will fit on a single sheet of paper and look like this:




- 2 Draw a large square.




1.1.1



- 3 Insert the file **FCGB5PIC.GIF** and place it in the top left corner of the square. Reduce the size of the image by about half. Do not distort the image. 1.3.1




- 4 Make a copy of this image and place it in the bottom right corner of the square. 2.1.1
2.2.1



- 5 Flip the new image horizontally.




2.1.1
2.4.1



- 6 Draw an oval shape and place it in the square at about the centre. Rotate this shape to position it diagonally across the middle of the square, approximately from corner to corner. Colour this shape green.



1.1.1
2.3.1
2.3.2
2.4.1



- 7 Add the text **Slow Food is Cool** in large letters (18 to 36 point).



✓
1.2.1
2.2.1
2.4.1

Place this text in the green oval and rotate and resize the text to fit within the oval.



- 8 Draw another shape and place it in the bottom left corner of the large square.



1.1.1

- 9 Fill this shape with a distinctive colour or pattern.




2.3.2

- 10 Add the text www.sf.org.co in small letters (10 to 14 point).

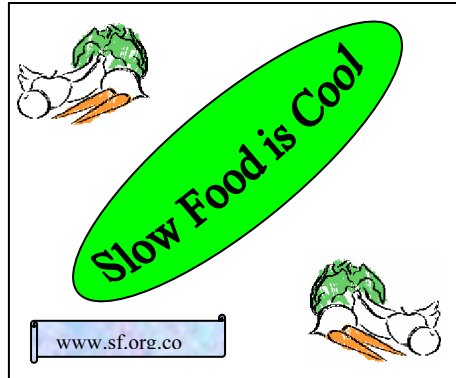


1.2.1

Place this text in the shape created at step 8. Make sure that the text is clearly visible when printed.



- 11 Add your name and today's date to the bottom of the page. Save your drawing using a new filename and print it. [✓] 3.1.1
- 12 Reduce the size of the whole image by about half and make a second print of it. 2.5.1
3.1.1



Every reasonable effort has been made to trace all copyright holders where the publishers (i.e. UCLES) are aware that third-party material has been reproduced. The publishers would be pleased to hear from anyone whose rights they have unwittingly infringed.

University of Cambridge International Examinations is part of the University of Cambridge Local Examinations Syndicate (UCLES), which is itself a department of the University of Cambridge.