

# UNIVERSITY OF CAMBRIDGE INTERNATIONAL EXAMINATIONS

Cambridge International Diploma Foundation Level

## MARK SCHEME for the 2004 question paper

### CAMBRIDGE INTERNATIONAL DIPLOMA IN ICT

5184      Computer Graphics, maximum mark 100

This mark scheme is published as an aid to teachers and students, to indicate the requirements of the examination. It shows the basis on which Examiners were initially instructed to award marks. They do not indicate the details of the discussions that took place at an Examiners' meeting before marking began. Any substantial changes to the mark scheme that arose from these discussions will be recorded in the published *Report on the Examination*.

All Examiners are instructed that alternative correct answers and unexpected approaches in candidates' scripts must be given marks that fairly reflect the relevant knowledge and skills demonstrated.

Mark schemes must be read in conjunction with the question papers and the *Report on the Examination*.

- CIE will not enter into discussion or correspondence in connection with these mark schemes.

2004


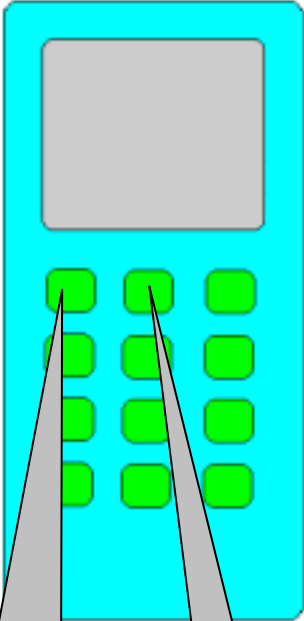
**CAMBRIDGE INTERNATIONAL DIPLOMA**  
**Foundation Level**

MARK SCHEME

MAXIMUM MARK: 100

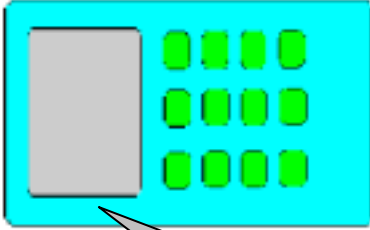
PAPER: 5184/A  
ICT (Computer Graphics)

Large rectangle with rounded corners. Inside smaller rectangle with rounded corners



Text (large) size, appearance (may be as word art any style) placed between phones

**Mobile phones 4U**



Small rectangle placed below and all three original rectangles shaded with different colours

Smallest rectangle copied to give 12 buttons

Two copies of complete phone made. Reduced in size. ( Accept 20 – 50% reduction). One copy rotated to 90 degrees and then one copy flipped horizontally.

Name and date positioned any where near bottom of the page. Any style / method of input / display

Candidate name  
17/09/02

2004

**CAMBRIDGE INTERNATIONAL DIPLOMA**  
**Foundation Level**

MARK SCHEME

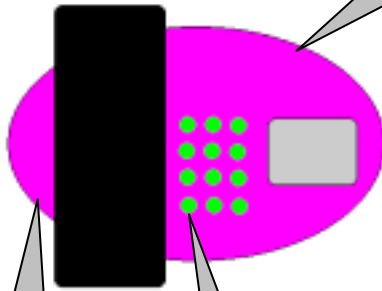
MAXIMUM MARK: 100

PAPER: 5184/B  
ICT (Computer Graphics)

## Fancy Phones


Text (large) size  
18-36 point,  
appearance (may be as  
word art any style)  
placed top left

All four original shapes shaded with  
different colours




Small circle  
copied to give 12  
buttons

Large oval shape  
Large rectangle with rounded corners set  
across it. Inside smaller rectangle with  
rounded corners and a small circle.



Left and Right  
hand models  
available

Text (large) size  
18-36 point, appearance  
(may be as word art any  
style) placed between  
phones



Two copies of complete phone  
made.  
Reduced in size. ( Accept 20 –  
50% reduction).  
One copy flipped horizontally.

Name and date positioned any where near  
bottom of the page. Any style / method of  
input / display

Candidate name  
17/09/02