

ADVANCED SUBSIDIARY GCE
GEOLOGY
Rocks – Processes and Products

F792

Candidates answer on the question paper.

OCR supplied materials:

None

Other materials required:

- Ruler (cm/mm)
- Protractor
- Electronic calculator

Wednesday 25 May 2011
Morning

Duration: 1 hour 45 minutes




Candidate forename		Candidate surname	
--------------------	--	-------------------	--

Centre number						Candidate number				
---------------	--	--	--	--	--	------------------	--	--	--	--

INSTRUCTIONS TO CANDIDATES

- Write your name, centre number and candidate number in the boxes above. Please write clearly and in capital letters.
- Use black ink. Pencil may be used for graphs and diagrams only.
- Read each question carefully. Make sure you know what you have to do before starting your answer.
- Write your answer to each question in the space provided. If additional space is required, you should use the lined pages at the end of this booklet. The question number(s) must be clearly shown.
- Answer **all** the questions.
- Do **not** write in the bar codes.

INFORMATION FOR CANDIDATES

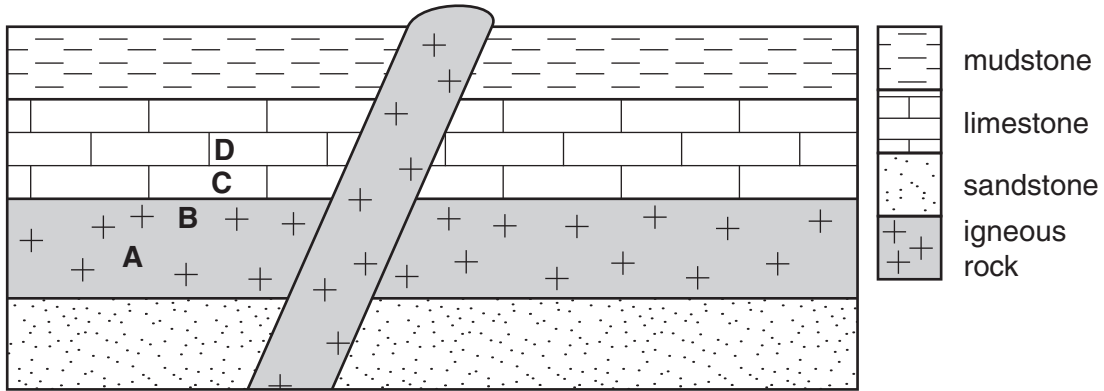
- The number of marks is given in brackets [] at the end of each question or part question.
- The total number of marks for this paper is **100**.
-  Where you see this icon you will be awarded a mark for the quality of written communication in your answer.
- You may use an electronic calculator.
- You are advised to show all the steps in any calculations.
- This document consists of **20** pages. Any blank pages are indicated.

Answer **all** the questions.

1 (a) (i) On the cross section diagram below label:

- a dyke
- a sill.

[2]



(ii) On the cross section diagram above shade and clearly label:

- a baked margin
- a chilled margin.


[2]

(iii) Match the rocks **1, 2, 3** and **4** shown in thin section below to the letters **A, B, C** and **D** on the cross section diagram above.

×10 crystals of feldspar and mafic minerals	×1 coral fossils and calcite cement	×5 crystals of calcite	×1 crystals of feldspar and mafic minerals
rock 1	rock 2	rock 3	rock 4
.....

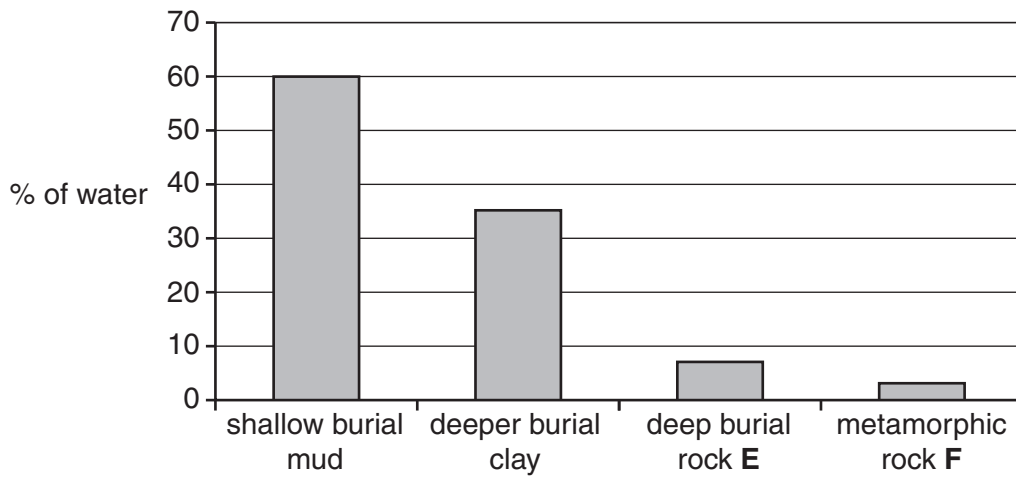
[3]

- (b) Draw a thin section diagram to show a poorly sorted sandstone with subangular grains. Give a suitable scale.



[3]

- (c) The data below shows the effects of pressure on mud as it undergoes diagenesis and then metamorphism.



- (i) Name rocks **E** and **F**.

sedimentary rock **E**

metamorphic rock **F**

[2]

- (ii) State the reduction in water content between mud and rock **E**.

..... %

[1]

- (iii) Describe and explain the diagenetic process that causes the reduction in water content.

.....

 [2]

- (iv) State the additional factor needed for the formation of rock **F**.

..... [1]

(d) Describe the temperature and pressure relationship between diagenesis and metamorphism.

.....

.....

.....


..... [2]

[Total: 18]

2 Crystals which form early in the crystallisation of a mafic magma settle out under the influence of gravity (gravity settling). The table gives data on mineral density and settling velocity.

mineral	density (g/cm ³)	settling velocity (cm/hr)
augite	3.3	1.8
magnetite	4.9	6.1
olivine	3.7	2.9
plagioclase	2.7	0.3

(a) (i) Plot the data on the graph below. Draw a line of best fit.



(ii) Use the graph to help explain how gravity settling operates in a mafic magma.

.....
.....
.....
.....
.....
..... [3]

(iii) Predict the settling rate for hornblende which has a density of 3.2 g/cm³.

..... cm/hr [1]

(b) Explain how filter pressing helps to separate minerals in a mafic magma.

.....
.....
.....
..... [2]

(c) (i) Complete the minerals of Bowen's Reaction Series on the diagram below.

Discontinuous Reaction Series

Continuous Reaction Series

olivine

Ca plagioclase feldspar

.....

hornblende (amphibole)

.....

.....

K feldspar

muscovite mica

quartz

[3]

(ii) Using Bowen's Reaction Series, which one of the following pairs of minerals are very **unlikely** to be found in the same rock? Give a reason for your answer.

- quartz and K feldspar
- quartz and olivine
- Ca plagioclase and olivine

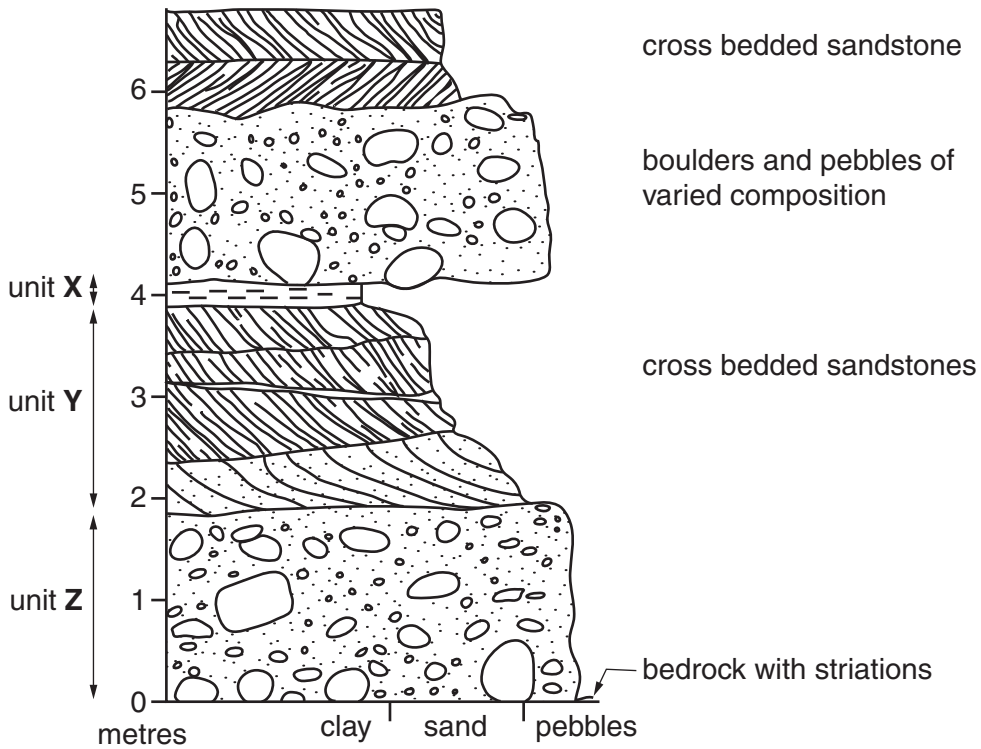
pair

reason

..... [2]

[Total: 14]

3 The diagram below is a graphic log of a sequence of sedimentary rocks.



(a) Describe how the striations on the surface of the bedrock formed.

.....

 [2]

(b) Describe the environment of deposition for each of the three units **X**, **Y** and **Z**.

X
.....
.....
..... [2]

Y
.....
.....
..... [2]

Z
.....
.....
..... [2]

(c) Describe with the help of a labelled diagram, how the cross bedding formed.



.....
.....
..... [3]

(d) State the term used to describe the repetition of units in the graphic log.

..... [1]

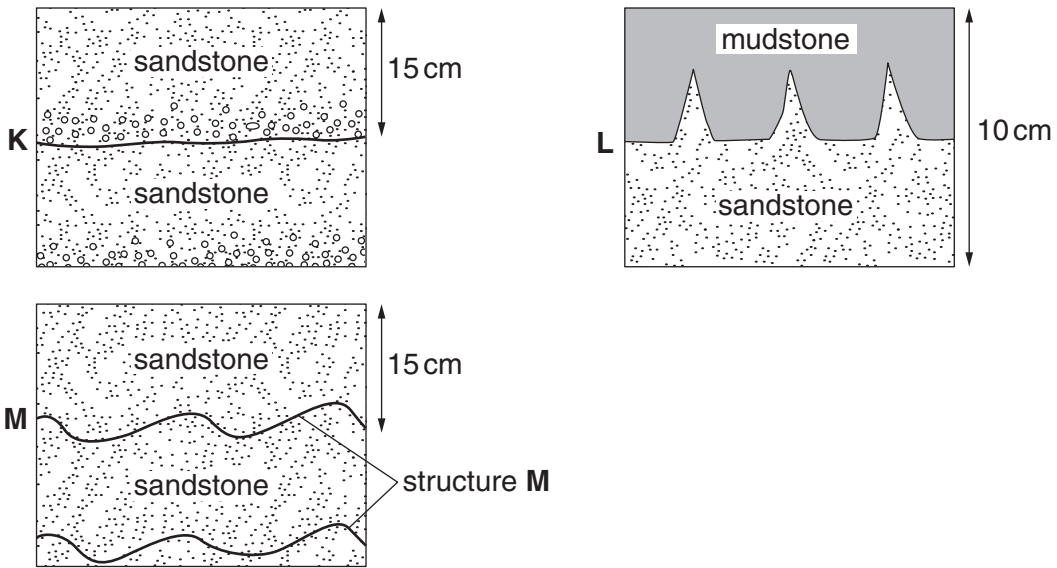
- (e) The pebbles have a varied composition of igneous, sedimentary and metamorphic rocks. Identify the rocks described in the table below.

rock	description	rock name
G	<ul style="list-style-type: none"> • black colour • fine grained crystalline igneous • silica content 49% 	
H	<ul style="list-style-type: none"> • grey in colour • crystalline • composed entirely of quartz 	
J	<ul style="list-style-type: none"> • silvery colour with black, red and white crystals • medium grained crystals • crystals aligned with muscovite mica distorted around garnet 	

[3]

[Total: 15]

4 Study the diagrams below and answer the following questions.



(a) (i) Fully name the sedimentary structures in diagrams **K**, **L** and **M**.

K **L**
M [3]

(ii) Describe how structure **K** formed.

.....

 [2]

(iii) Sedimentary structure **M** can be used to determine palaeocurrent direction. Draw an **arrow** on diagram **M** to show the direction of current flow. [1]

(b) (i) What has happened to structure **L** since it formed?

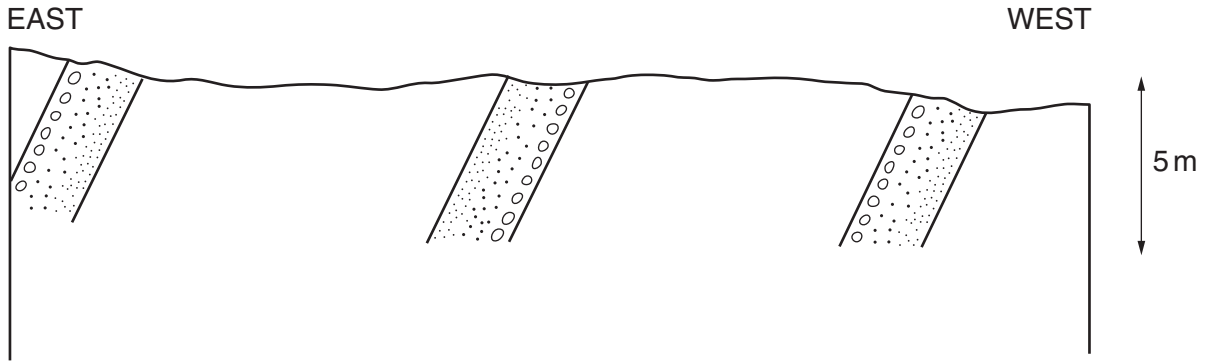
..... [1]

(ii) Describe the environment in which structure **L** may have been formed.

.....

 [2]

- (c) (i) On the diagram below, extend the strata above and below the land surface to show the likely geological structures. Sedimentary structure **K** has been drawn in the bed to help you.



[2]

- (ii) Name and label the structures you have drawn on the diagram. [1]

- (d) Flute casts are often found in turbidite deposits formed in deep marine basins. Describe with the help of labelled diagram(s), how flute casts form. [4]

.....

.....

.....

..... [4]

[Total: 16]

5 (a) Sedimentary rocks can be classified into three groups.

(i) Complete the classification table below for the sedimentary rocks listed, by ticking the correct classification for each rock. Arkose has been completed for you.

	clastic	non-clastic	
	mechanically formed	chemically formed	biologically formed
arkose	✓		
breccia			
chalk			
coal			
conglomerate			
evaporite			
greywacke			
mudstone			
oolitic limestone			

[4]

(ii) Select the correct rock names from the table to match the rock descriptions below.

<ul style="list-style-type: none"> • white or light grey colour • composed of 93% calcite in the form of coccoliths • no grains seen 	
<ul style="list-style-type: none"> • poorly sorted • coarse grained • angular clasts 	
<ul style="list-style-type: none"> • poorly sorted • composed of 35% K feldspar, 20% rock fragments and 45% quartz • medium grain size 	
<ul style="list-style-type: none"> • black colour • shiny layers alternating with dull layers • contains carbonaceous plant material 	

[4]

(iii) State **two** ways in which the clastic sedimentary rocks are sub-divided for classification.

1

2 [2]

(b) Weathering provides most of the materials that make sedimentary rocks. Granite can be weathered by several processes.

(i) Describe how frost shattering weathers granite.

.....

 [2]

(ii) Describe the material produced by frost shattering of granite.

.....
 [1]

(iii) Granite is composed mainly of the minerals given in the table below.

name	cleavage	hardness	composition	
biotite mica	one perfect. Splits into thin elastic sheets	2.5	K, Mg, Fe rich aluminium silicate	$K(FeMg)_3(AlSi_3)O_{10}(OH)_2$
K feldspar	two good	6	K rich aluminium silicate	$KAlSi_2O_8$
muscovite mica	one perfect. Splits into thin elastic sheets	2.5	K rich aluminium silicate	$KAl_2(AlSi_3)O_{10}(OH)_2$
plagioclase feldspar	two perfect	6	Na rich aluminium silicate	$NaAlSi_3O_8$ to $CaAl_2Si_2O_8$
quartz	none	7	silicon dioxide	SiO_2

Describe how hydrolysis weathers granite. Use the data in the table to decide which mineral is most likely to be weathered by hydrolysis.

.....

 [3]

(iv) Describe the material produced by hydrolysis of granite.

.....
..... [1]

[Total: 17]

TURN OVER FOR QUESTION 6

- 6 Describe the grades of contact metamorphism around an intrusion and the rocks produced at each grade if the parent rock is a shale. You should use diagram(s) to illustrate your answer.



In your answer you should make clear how the rocks are linked to metamorphic grade by using the headings for low, medium and high grade metamorphism.

Low grade contact metamorphism

.....

.....

.....

.....

.....

.....

.....

.....

.....

.....

.....

.....

.....

.....

.....

.....

Medium grade contact metamorphism

.....

.....

.....

.....

.....

.....

.....

.....

.....

.....

.....

.....

.....

.....

.....

.....

High grade contact metamorphism

.....

.....

.....

.....

.....

.....

.....

.....

.....

.....

.....

.....

.....


[10]

[Total: 10]

7 Describe methods for the prediction of volcanic activity using the following headings:

- historic patterns of activity
- changes in ground level
- changes in gases
- seismic activity.

You may use diagram(s) to illustrate your answer.

 *In your answer you should link the method to how it is used for prediction.*

.....

.....

.....

.....

.....

.....

.....

.....

.....

.....

.....

..... [10]

[Total: 10]

END OF QUESTION PAPER

ADDITIONAL PAGE

If additional space is required, you should use the lined page below. The question number(s) must be clearly shown.

A series of horizontal dotted lines providing space for writing answers.

18
ADDITIONAL PAGE

A series of horizontal dotted lines spanning the width of the page, providing a guide for handwriting.

PLEASE DO NOT WRITE ON THIS PAGE



Copyright Information

OCR is committed to seeking permission to reproduce all third-party content that it uses in its assessment materials. OCR has attempted to identify and contact all copyright holders whose work is used in this paper. To avoid the issue of disclosure of answer-related information to candidates, all copyright acknowledgements are reproduced in the OCR Copyright Acknowledgements Booklet. This is produced for each series of examinations and is freely available to download from our public website (www.ocr.org.uk) after the live examination series.

If OCR has unwittingly failed to correctly acknowledge or clear any third-party content in this assessment material, OCR will be happy to correct its mistake at the earliest possible opportunity.

For queries or further information please contact the Copyright Team, First Floor, 9 Hills Road, Cambridge CB2 1GE.

OCR is part of the Cambridge Assessment Group; Cambridge Assessment is the brand name of University of Cambridge Local Examinations Syndicate (UCLES), which is itself a department of the University of Cambridge.