



INSTRUCTIONS TO CANDIDATES

- This insert contains Figs. 1–4 for use with the questions.
- Do not hand in this insert at the end of the examination. It is not required by the Examiner.

This document consists of **7** printed pages and **1** blank page.

Fig. 1 for use with Question 1(b)
A questionnaire created by a group of students

Can you answer the following questions?

Name

Age 13–18 19–30 31–45 46–60 61–75 over 75

Address

Which shops are you visiting?

How often do you visit them?

What is your mean spend per visit?

0–£5 £5–£10 £10–£20 £20–£50 £50–£100 £100+

How did you get to the shopping centre?

What do you think about

Traffic congestion?

Parking?

Litter?

Range of shops?

How do you think the shopping centre could be improved?

Why do you think that many shops have closed down in the last ten years?

Fig. 2 for use with Question 2


A photograph of a sand dune area



© iStockphoto.com / Ann Taylor-Hughes

Fig. 3 for use with Question 2

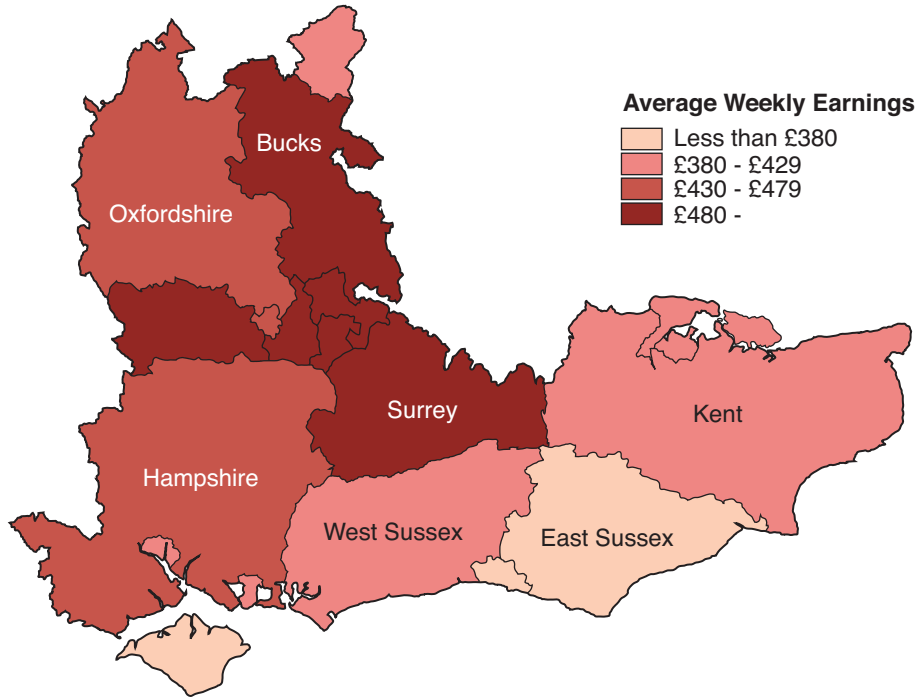
A table to show data collected in an investigation in a sand dune area

	Increasing distance from sea 									
% vegetation found	Site 1	Site 2	Site 3	Site 4	Site 5	Site 6	Site 7	Site 8	Site 9	Site 10
Sand/bare ground	65	34	21	4	26	1	3	2	2	1
Sea rocket	27	8								
Marram grass		36	28	16	4	2				
Couch grass		21	19	21	18	3				
Ragwort			16	18	22	8	5			
Alder				22			17			
Red fescue					6	22	31	21		
Birdsfoot trefoil						38	21	39	14	
Ash								26	28	29
Creeping willow									30	49
Others	8	1	16	19	24	26	23	22	26	21
Wind speed mph	4	12	8	3	9	5	4	7	2	2
Wind direction	From the south west									

Source: KHVIII Geography Department

Fig. 4(a) for use with Question 3

Average weekly earnings in South-East England (April 2000)



Key to unitary authorities in England

- | | | | |
|---------------------------------|--------------------------|--------------------|------------------|
| 1 Plymouth | 11 South Gloucestershire | 17 Slough | 22 Luton |
| 2 Torbay | 12 Swindon | 18 Thurrock | 23 Milton Keynes |
| 3 Poole | 13 Reading | 19 Medway | 24 Peterborough |
| 4 Bournemouth | 14 Wokingham | 20 Southend | |
| 5 Southampton | 15 Bracknell Forest | 21 Buckinghamshire | |
| 6 Portsmouth | 16 Windsor & Maidenhead | | |
| 7 Brighton & Hove | | | |
| 8 North Somerset | | | |
| 9 Bristol | | | |
| 10 Bath and North East Somerset | | | |

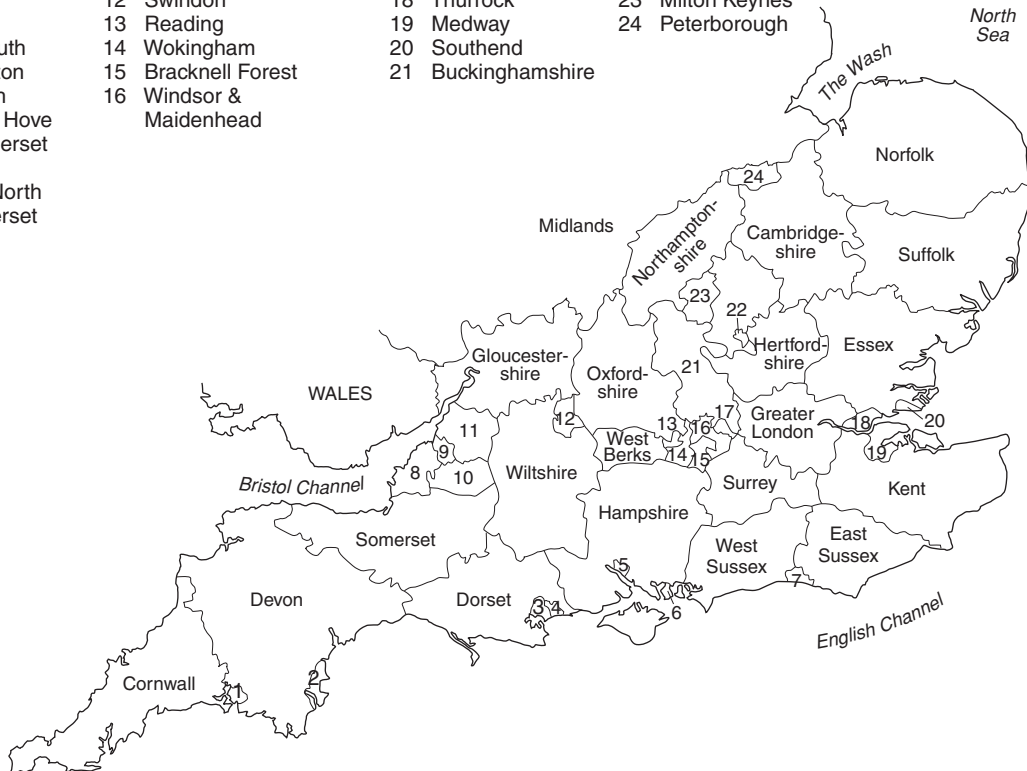


Fig. 4(b) for use with Question 3

Average earnings and house prices in South-East England (April 2000)

County or unitary authority (UA)	Average weekly earnings (£)	Average house price (£)
Bracknell Forest UA	567.50	290 000
Windsor and Maidenhead UA	513.50	315 000
Wokingham UA	509.60	295 000
Surrey	499.00	305 000
West Berkshire UA	490.60	266 000
Buckinghamshire	484.50	195 000
Reading UA	478.10	187 000
Oxfordshire	443.60	230 000
Hampshire	431.30	195 000
Milton Keynes UA	426.80	165 000
West Sussex	420.00	267 000
Southampton UA	415.90	215 000
Portsmouth UA	407.70	161 000
Kent	402.10	235 000
Medway Towns UA	397.50	208 000
Brighton & Hove UA	379.50	261 000
East Sussex	377.40	246 000
Isle of Wight UA	366.20	288 000

Source: New Earnings Survey, www.statistics.gov.uk

Copyright Acknowledgements:

O.S. Map	Reproduced by permission of Ordnance Survey on behalf of HMSO © Crown Copyright (2008). All rights reserved. Ordnance Survey Licence number 100043707.
Fig. 2	© iStockphoto.com/Ann Taylor-Hughes
Fig. 3	Source: KHVIII Geography Department
Fig. 4a	© East Sussex County Council, www.eastsussex.gov.uk
Fig. 4b	Source: New Earnings Survey, www.statistics.gov.uk . Crown copyright material is reproduced with the permission of the Controller of HMSO and the Queen's Printer for Scotland.

Permission to reproduce items where third-party owned material protected by copyright is included has been sought and cleared where possible. Every reasonable effort has been made by the publisher (OCR) to trace copyright holders, but if any items requiring clearance have unwittingly been included, the publisher will be pleased to make amends at the earliest possible opportunity.

OCR is part of the Cambridge Assessment Group. Cambridge Assessment is the brand name of University of Cambridge Local Examinations Syndicate (UCLES), which is itself a department of the University of Cambridge.