

**CAMBRIDGE INTERNATIONAL EXAMINATIONS**  
**General Certificate of Education Advanced Subsidiary/Advanced Level**  
**GEOGRAPHY** **9696/1**  
PAPER 1 Core Geography  
INSERT

**MAY/JUNE SESSION 2002**

3 hours

**INSTRUCTIONS TO CANDIDATES**

This insert contains all the Figures referred to in the questions.

---

**This insert consists of 6 printed pages and 2 blank pages.**

Fig. 1A for Question 1

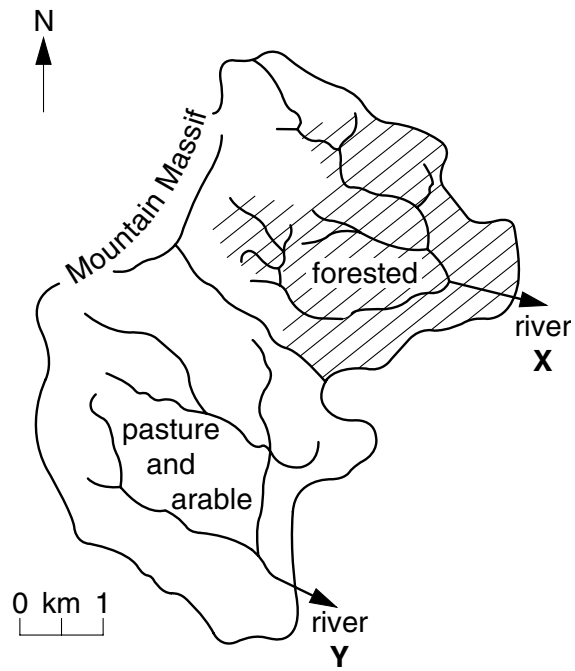


Fig. 1B for Question 1

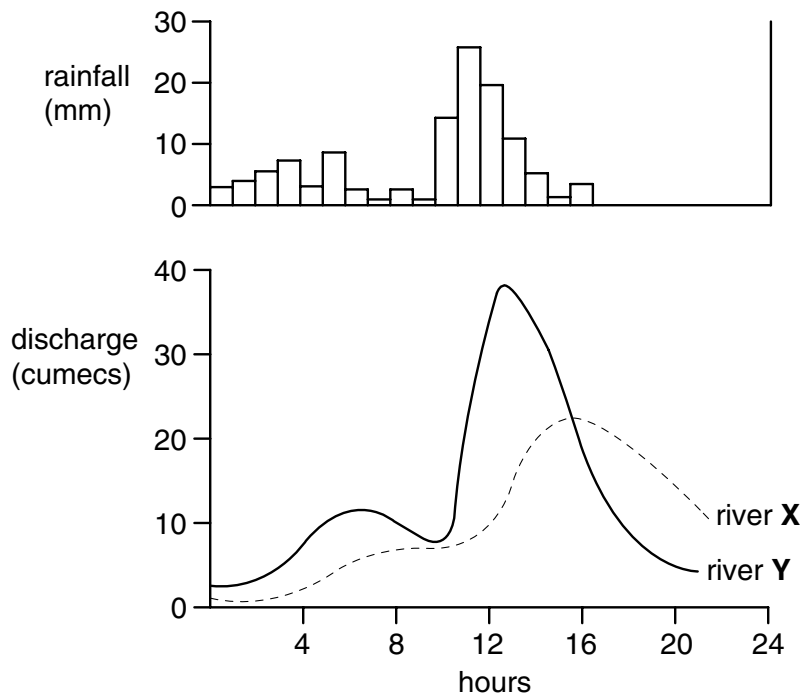


Fig. 2 for Question 2

Global surface air pressure (in mb), January and July

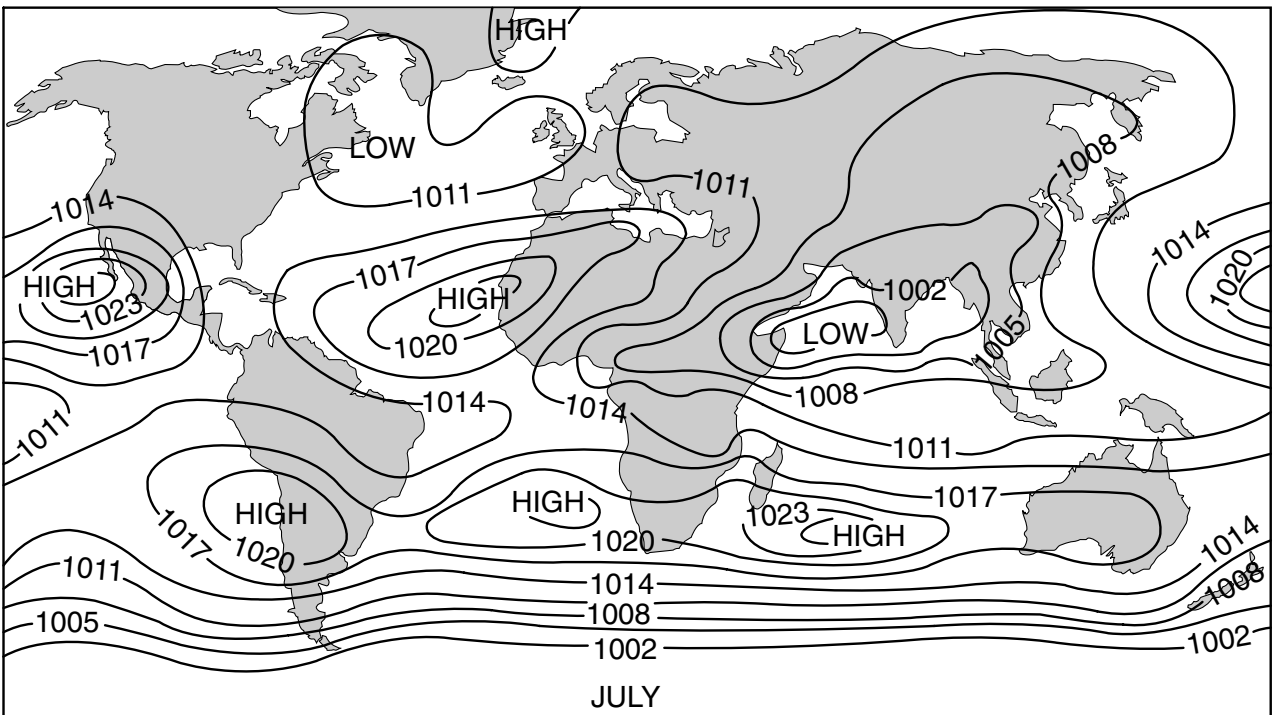
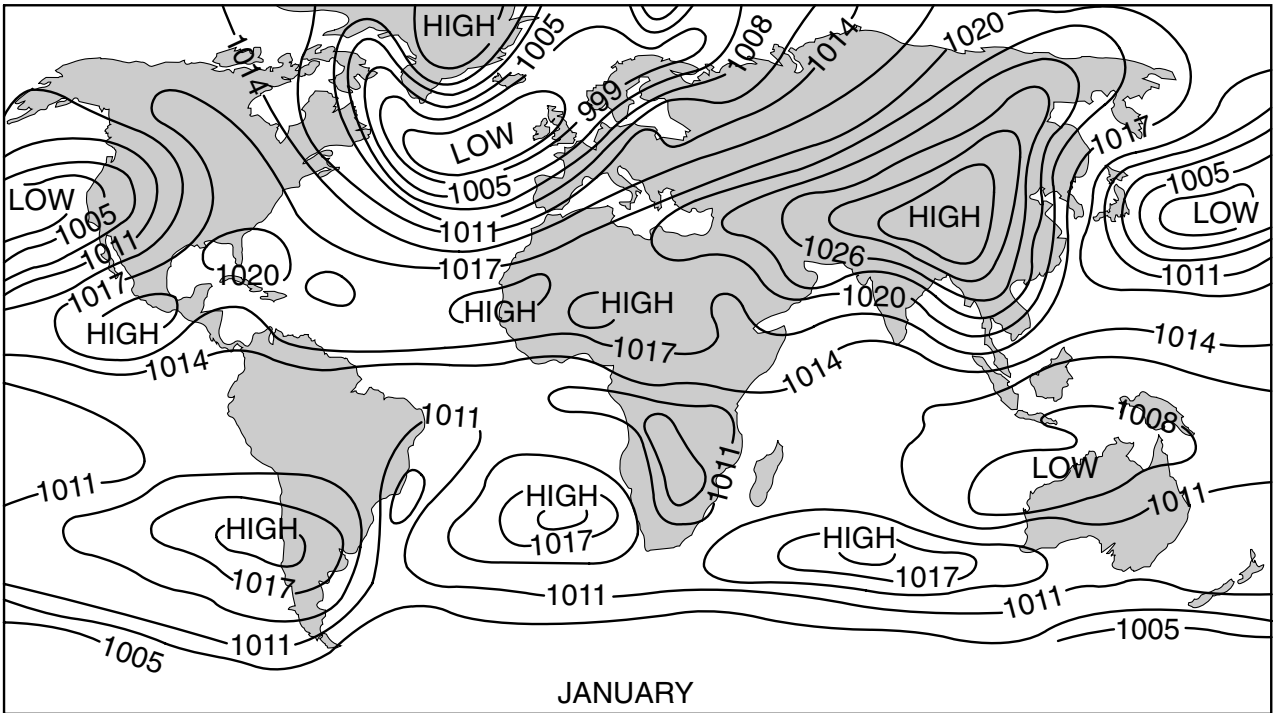


Fig. 3A and 3B for Question 3

Weathering of a jointed crystalline rock

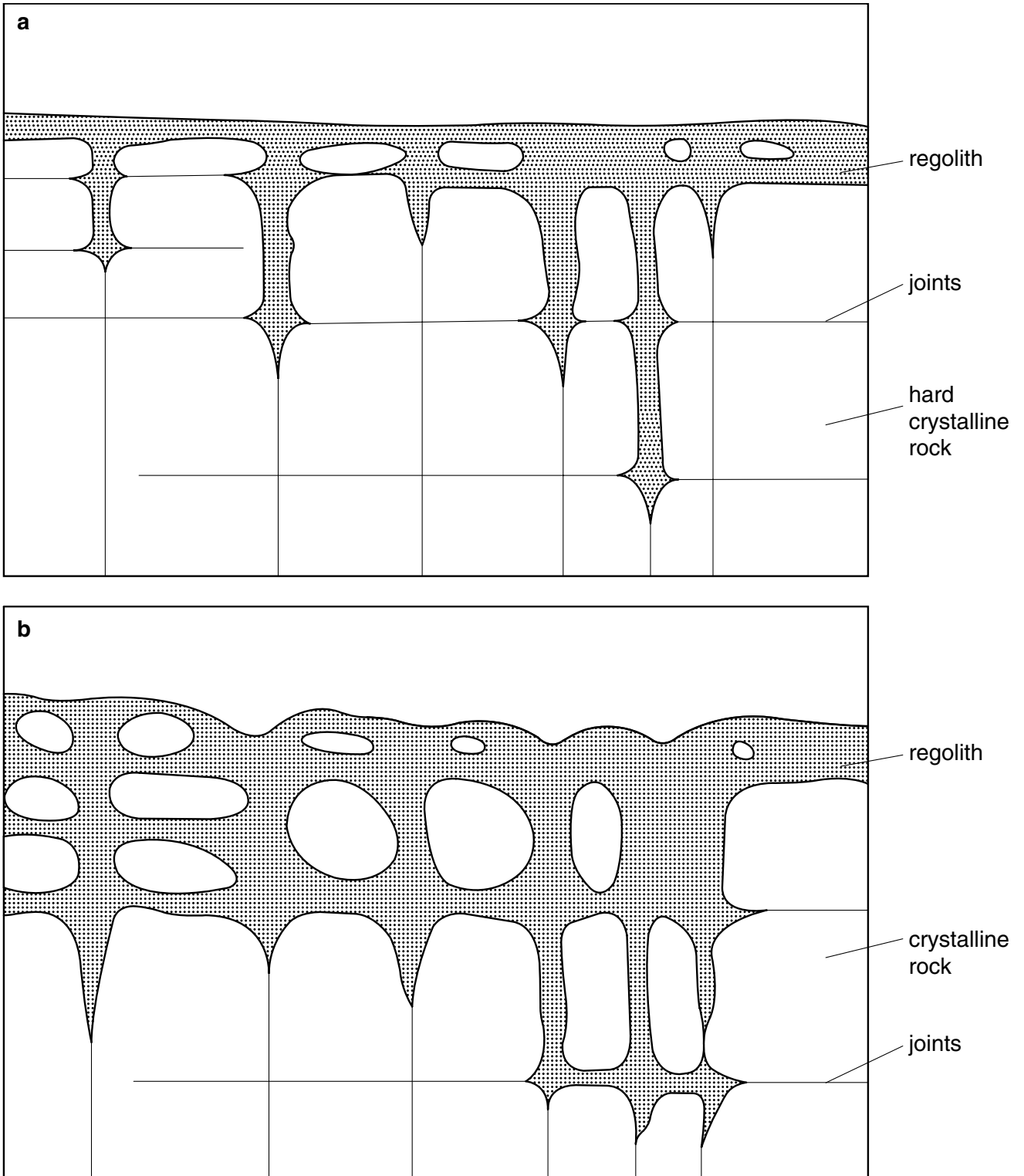


Fig. 4A for Question 4

Fertility and level of education in Jordan and Mexico, 1990

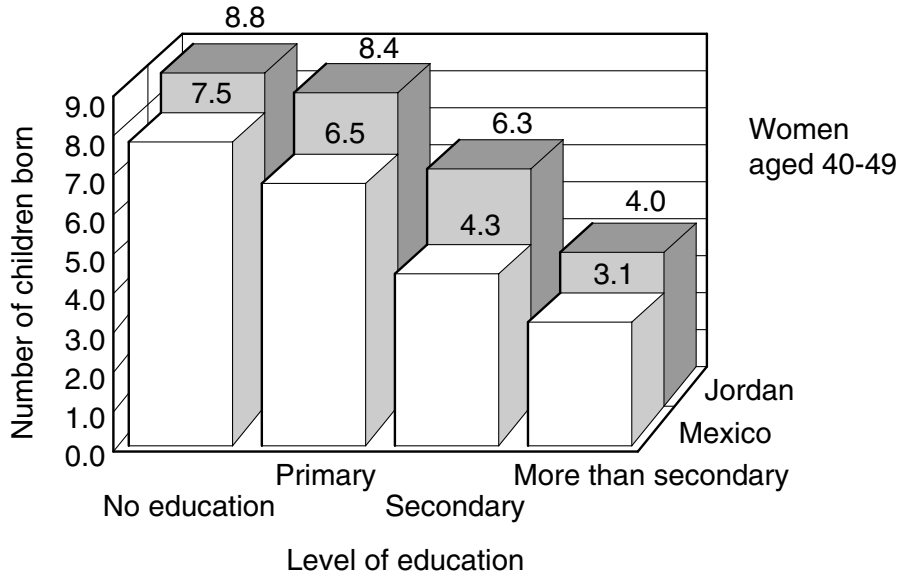


Fig. 4B for Question 4

World map to show location of Jordan and Mexico

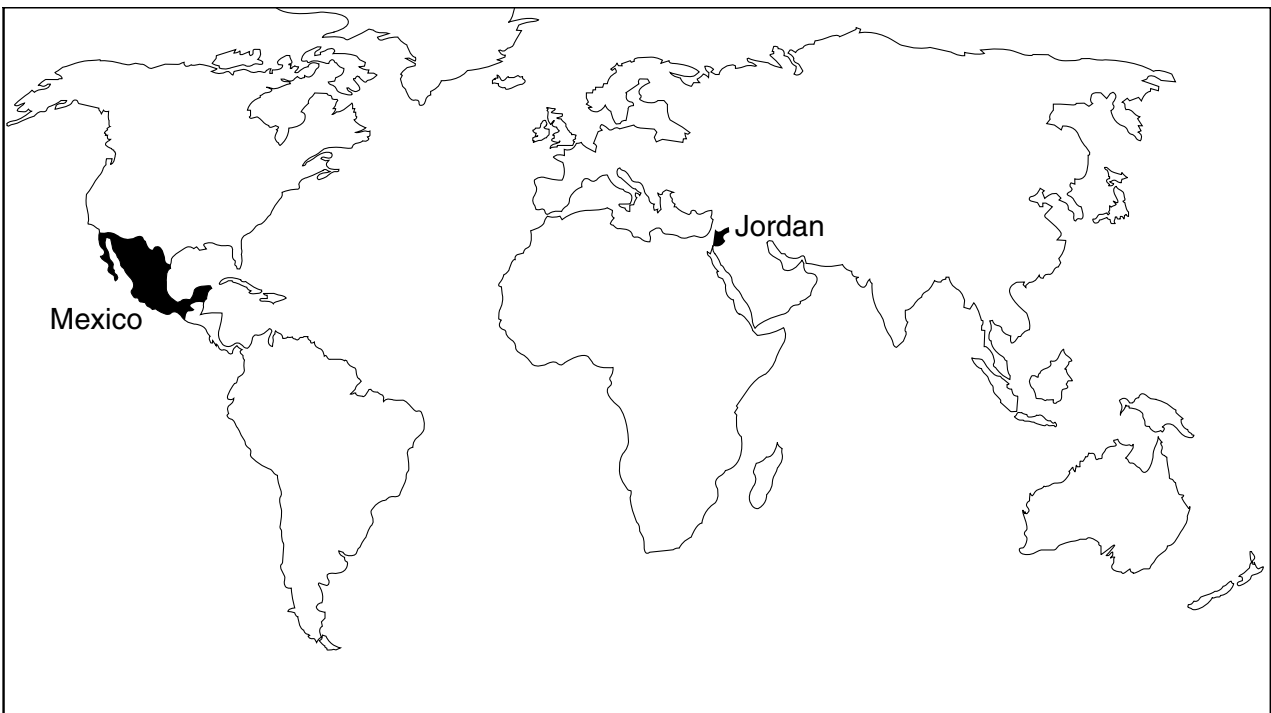


Table 1 for Question 5

## The world's largest urban agglomerations, 1980, 1990 and 2000

Rank	Agglomeration/ Country	Population in 1980 (millions)	Agglomeration/ Country	Population in 1990 (millions)	Agglomeration/ Country	Population in 2000 (millions)
1	Tokyo, Japan	16.9	Mexico City, Mexico	20.2	Mexico City, Mexico	25.6
2	New York, USA	15.6	Tokyo, Japan	18.1	São Paulo, Brazil	22.1
3	Mexico City, Mexico	14.5	São Paulo, Brazil	17.4	Tokyo, Japan	19.0
4	São Paulo, Brazil	12.1	New York, USA	16.2	Shanghai, China	17.0
5	Shanghai, China	11.7	Shanghai, China	13.4	New York, USA	16.8
6	Buenos Aires, Argentina	9.9	Los Angeles, USA	11.9	Calcutta, India	15.7
7	Los Angeles, USA	9.5	Calcutta, India	11.8	Bombay, India	15.4
8	Calcutta, India	9.0	Buenos Aires, Argentina	11.5	Beijing, China	14.0
9	Beijing, China	9.0	Bombay, India	11.2	Los Angeles, USA	13.9
10	Rio de Janeiro, Brazil	8.8	Seoul, Rep. of Korea	11.0	Jakarta, Indonesia	13.7
11	Paris, France	8.5	Beijing, China	10.8	Delhi, India	13.2
12	Osaka, Japan	8.3	Rio de Janeiro, Brazil	10.7	Buenos Aires, Argentina	12.9
13	Seoul, Rep. of Korea	8.3	Tianjin, China	9.4	Lagos, Nigeria	12.9
14	Moscow, USSR	8.2	Jakarta, Indonesia	9.3	Tianjin, China	12.7
15	Bombay, India	8.1	Cairo, Egypt	9.0	Seoul, Rep. of Korea	12.7
16	London, UK	7.7	Moscow, USSR	8.8	Rio de Janeiro, Brazil	12.5
17	Tianjin, China	7.3	Delhi, India	8.8	Dhaka, Bangladesh	12.2
18	Chicago, USA	6.0	Osaka, Japan	8.5	Cairo, Egypt	11.8
19	Jakarta, Indonesia	6.0	Paris, France	8.5	Metro Manila, Philippines	11.8
20	Cairo, Egypt	5.8	Metro Manila, Philippines	8.5	Karachi, Pakistan	11.7



