



Cambridge International Examinations
Cambridge International Advanced Subsidiary Level

CANDIDATE NAME

CENTRE NUMBER

CANDIDATE NUMBER



ENVIRONMENTAL MANAGEMENT

8291/23

Paper 2 Hydrosphere and Biosphere

May/June 2014

1 hour 30 minutes

Additional Materials: Answer Booklet/Paper

READ THESE INSTRUCTIONS FIRST

Write your Centre number, candidate number and name on all the work you hand in.
Write in dark blue or black pen.
You may use an HB pencil for any diagrams or graphs.
Do not use staples, paper clips, glue or correction fluid.
DO NOT WRITE IN ANY BARCODES.

Electronic calculators may be used.
You may lose marks if you do not show your working or if you do not use appropriate units.

Section A

Answer **all** questions.
Write your answers in the spaces provided on the question paper.

Section B

Answer **one** question from this section.
Answer the question on the separate answer paper provided.

At the end of the examination,

- fasten all separate answer paper securely to the question paper;
- enter the question number from Section B in the grid opposite.

	For Examiner's Use
Section A	
1	
2	
Section B	
Total	

This document consists of **11** printed pages and **1** blank page.

Section A

Answer **all** questions in this section.

Write your answers in the spaces provided.

1 Fig. 1.1 shows the main features of the global water cycle.

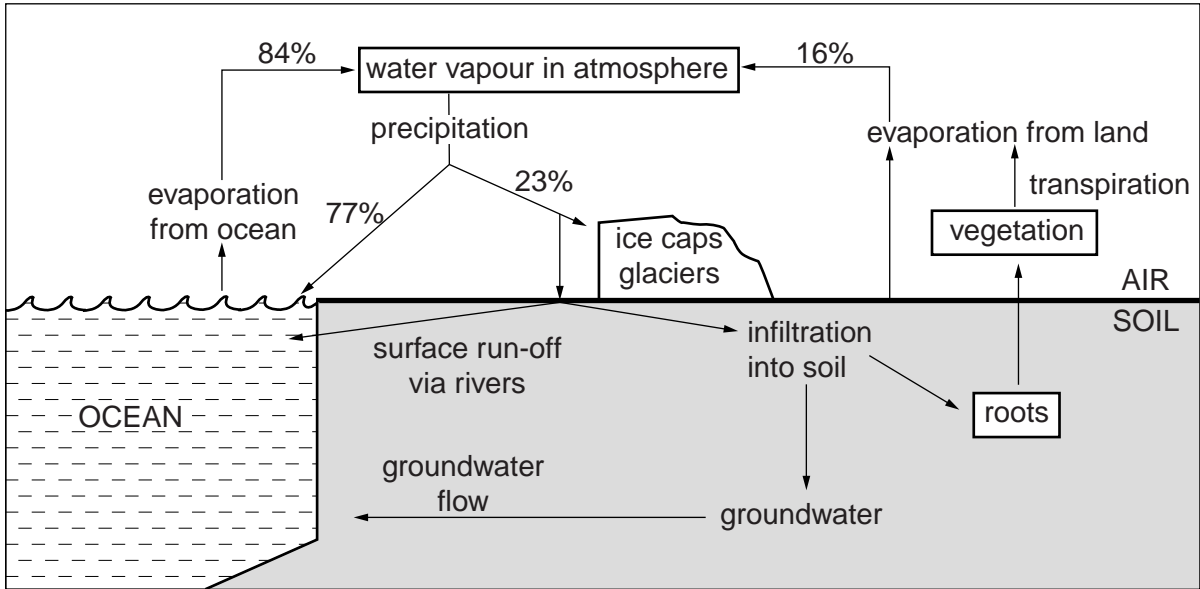


Fig. 1.1

(a) What is meant by the terms *run-off*, *groundwater* and *infiltration*?

run-off

.....

groundwater

.....

infiltration

.....

[3]

Fig. 2.1 shows a slash and burn cycle of land use in a tropical rainforest.

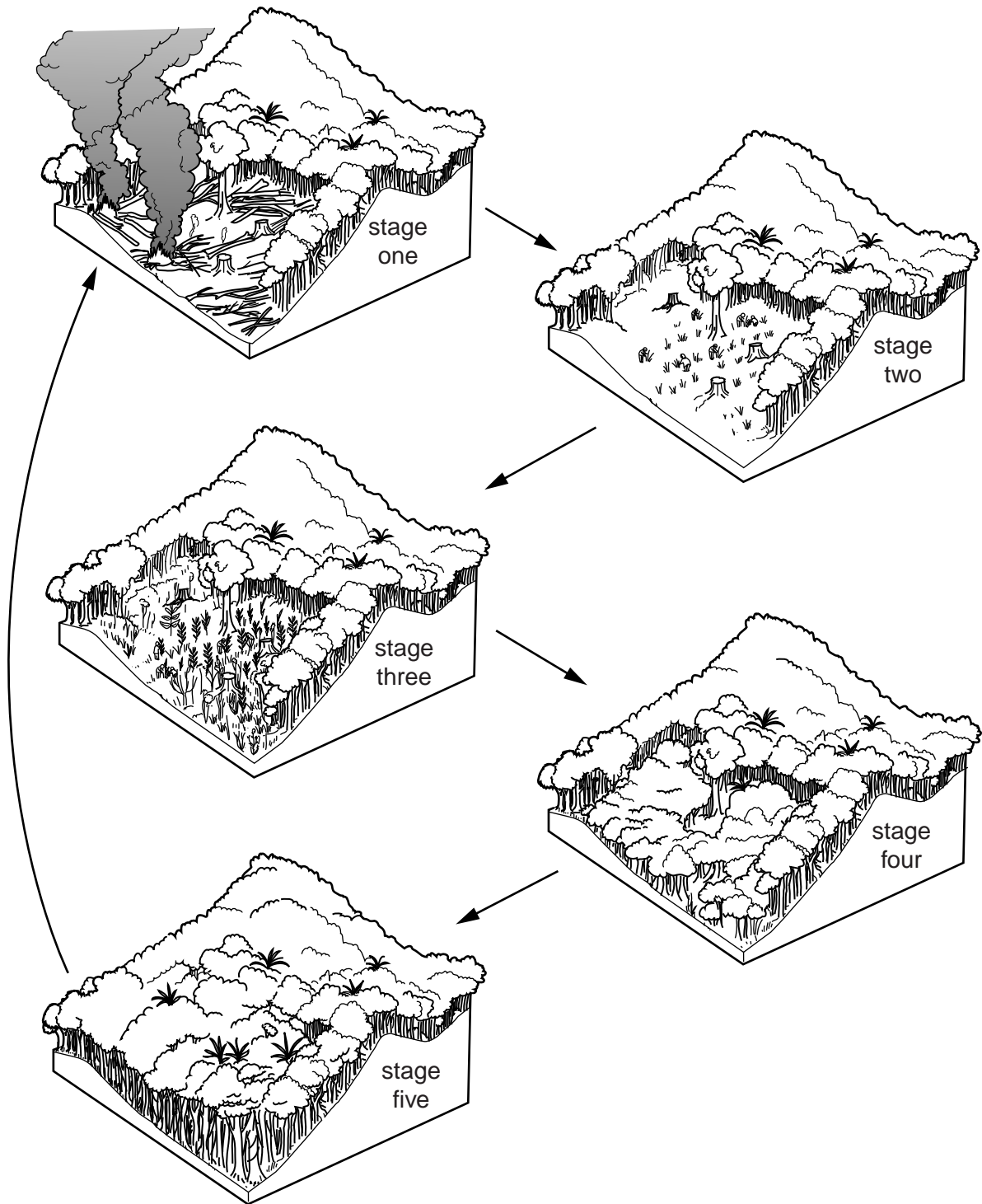


Fig. 2.1

Section B

Answer **one** question from this section.

- 3 Fig. 3.1 shows the the oil trade transported by ship and the number of oil tanker spills from 1970 to 2011.

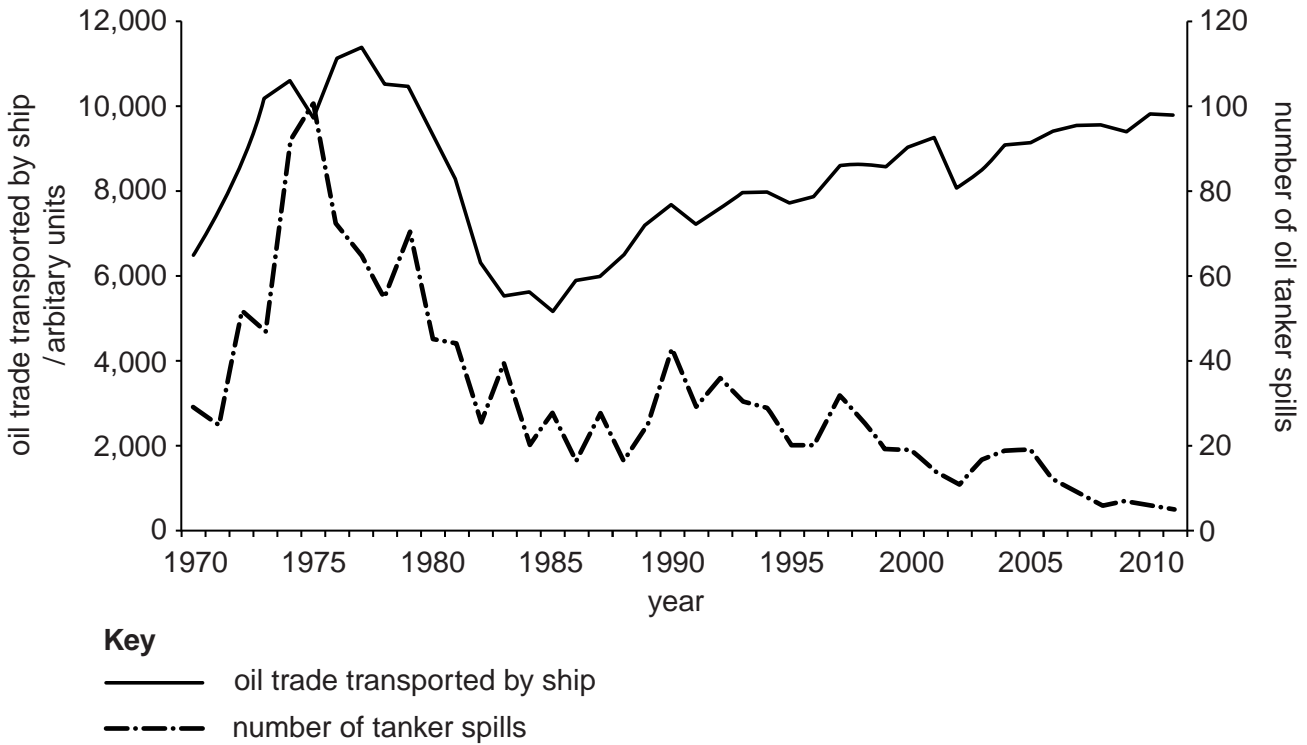


Fig. 3.1

- (a) For the period 1970 to 2011, describe and explain the trends in oil trade transported by ship and the number of oil tanker spills shown in Fig. 3.1. [10]
- (b) With reference to examples with which you are familiar, describe and assess the effectiveness of measures that have been used to combat effects of marine pollution hazards **and** explain why it is difficult to control marine pollution. [30]

[Total: 40]

- 4 Fig. 4.1 shows the routes of Libya's main pipelines, designed to bring water from the groundwater basins in the Sahara desert to the coastal cities.

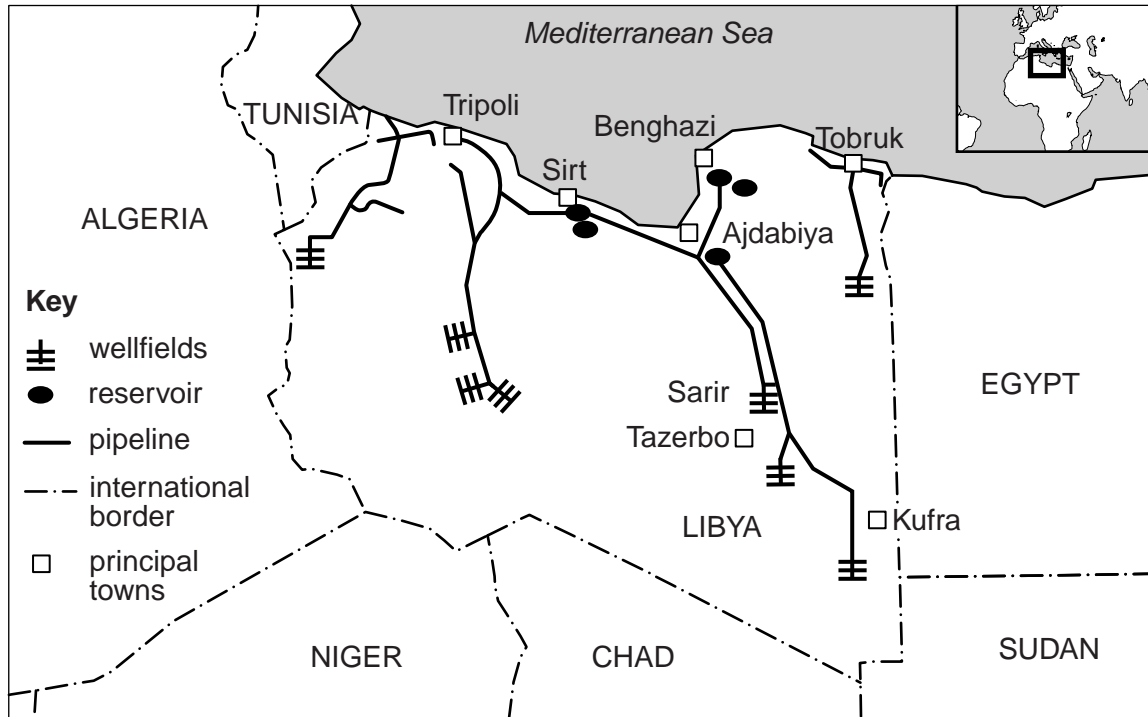


Fig. 4.1

- (a) Briefly describe and explain both the advantages and disadvantages of pipeline projects, such as the one shown in Fig. 4.1. [10]
- (b) Using examples with which you are familiar, assess the extent to which MEDCs find it easier to achieve a sustainable supply of water than LEDCs. [30]

[Total: 40]

5 Fig. 5.1 shows the total catch in tonnes of cod off Newfoundland (Canada).

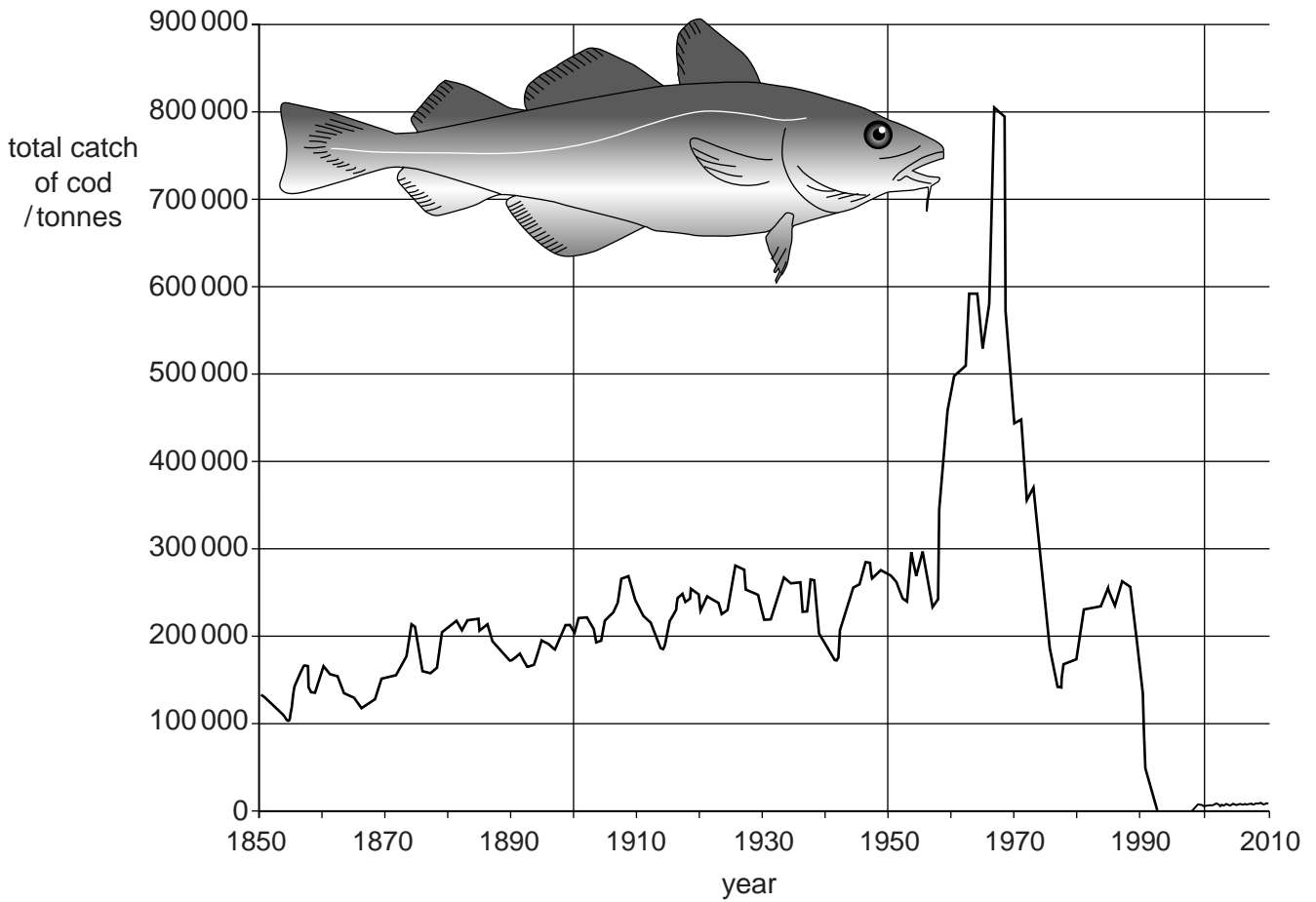


Fig. 5.1

- (a) Describe and explain the changes in the total catch of cod in the years between 1850 and 2010 shown in Fig. 5.1. [10]
- (b) With reference to examples with which you are familiar, describe the impact of human activities on marine ecosystems **and** assess the measures that are being used to conserve these ecosystems. [30]

[Total: 40]

BLANK PAGE

Copyright Acknowledgments:

Question 1 Figure 1.1	© Environmental Science; Australian Academy of Science; 1994.
Question 2 Figure 2.1	© Environmental Science; Australian Academy of Science; 1994.
Question 3 Figure 3.1	© http://www.itopf.com/news-and-events/documents/STATSPACK2011.pdf .
Question 4 Figure 4.1	© http://www.bbc.co.uk ; GMR Libya.
Question 5 Figure 5.1	© http://commons.wikimedia.org/wiki/File:Surexploitation_morue_surp%C3%AAche.jpg?uselang=en-gb

Permission to reproduce items where third-party owned material protected by copyright is included has been sought and cleared where possible. Every reasonable effort has been made by the publisher (UCLES) to trace copyright holders, but if any items requiring clearance have unwittingly been included, the publisher will be pleased to make amends at the earliest possible opportunity.

Cambridge International Examinations is part of the Cambridge Assessment Group. Cambridge Assessment is the brand name of University of Cambridge Local Examinations Syndicate (UCLES), which is itself a department of the University of Cambridge.