

Write your name here

Surname

Other names

Pearson
Edexcel GCE

Centre Number

--	--	--	--	--	--

Candidate Number

--	--	--	--	--	--

English Language

Advanced

**Unit 3: Language Diversity and Children's
Language Development**

Tuesday 3 June 2014 – Morning

Time: 2 hours 45 minutes

Paper Reference

6EN03/01

You must have:

Source Booklet (enclosed)

Total Marks

--

Instructions

- Use **black** ink or ball-point pen.
- **Fill in the boxes** at the top of this page with your name, centre number and candidate number.
- Answer **all** questions.
- Answer the questions in the spaces provided – *there may be more space than you need.*

Information

- The total mark for this paper is 100.
- The marks for **each** question are shown in brackets – *use this as a guide as to how much time to spend on each question.*
- Quality of written communication will be taken into account in the marking of your answers. Quality of written communication includes clarity of expression, the structure and presentation of ideas and grammar, punctuation and spelling.

Advice

- Read each question carefully before you start to answer it.
- Keep an eye on the time.
- Try to answer every question.
- Check your answers if you have time at the end.

Turn over ►

P43267XA

©2014 Pearson Education Ltd.

1/1/1/1/2



PEARSON

Handwriting practice area with 20 horizontal dotted lines.



(b) Texts 2, 3a and 3b are examples of instructive writing aimed at boys.

Analyse and comment on what these texts show about the changing nature of this type of writing, using your knowledge about the ways in which language and meaning are influenced by social, cultural and other contextual factors.

(AO1 = 10, AO2 = 15, AO3 = 15)

A series of horizontal dotted lines for writing.



Handwriting practice area with 25 horizontal dotted lines.



Handwriting practice sheet with 20 horizontal dotted lines.



Lined writing area with 25 horizontal dotted lines.



(Total for Question 1 = 50 marks)

TOTAL FOR SECTION A = 50 MARKS



Handwriting practice sheet with 20 horizontal dotted lines.



Handwriting practice area with 20 horizontal dotted lines.



Handwriting practice area with 25 horizontal dotted lines.



Handwriting practice area with 20 horizontal dotted lines.



(Total for Question 2 = 50 marks)

TOTAL FOR SECTION B = 50 MARKS
TOTAL FOR PAPER = 100 MARKS



Unit 6EN03/1 focuses on the Assessment Objectives AO1, AO2 and AO3 listed below:

Assessment Objectives	AO%
AO1 Select and apply a range of linguistic methods, to communicate relevant knowledge using appropriate terminology and coherent, accurate written expression	20
AO2 Demonstrate critical understanding of a range of concepts and issues related to the construction and analysis of meanings in spoken and written language, using knowledge of linguistic approaches	39
AO3 Analyse and evaluate the influence of contextual factors on the production and reception of spoken and written language, showing knowledge of the key constituents of language	41



Pearson Edexcel GCE

English Language

Advanced

**Unit 3: Language Diversity and Children's
Language Development**

Tuesday 3 June 2014 – Morning

Source Booklet

Paper Reference

6EN03/01

Do not return this Source Booklet with the question paper.

Turn over ►

P43267XA

©2014 Pearson Education Ltd.

1/1/1/1/1/2



PEARSON

SECTION A: LANGUAGE DIVERSITY

Question 1

Text 1

The following text is an extract from *Richard West's The schoole of vertue, the second part: or, The young schollers paradise Contayning verie good precepts, wholesom[e] instructions, the high-way to good manners, dieting of children, and brideling their appetites. Godly graces, and prayers. Verse fit for all children to learne, and the elder sort to obserue, published in 1619.*

Thy prayer so commended to God: haue a care
To wash hands & face, and to kemming thy haire,
And then for the schoole bethinke thou to goe,
The secrets of God the better to know.
In entring to schoole, let eyes be vpcast, 5
To God for his blessings formerly past,
To endue thee with godlinesse, vertue and piety,
Sent thee from heauen from God in his Deity.
For without his help can nothing be done,
Nothing be finished, nothing begunne. 10
Then marke thou with diligence being so prouided,
What shall at schoole be sayd or decided.
Let not thy thoughts goe wandring about,
And not minding thy practice, abroad for to scout:
And answer with shamefastnesse what is required, 15
For modesty in youth is chiefly desired.
Deserue not correction, as néere as thou mayst,
Nor to thy Schoole-master giue any distaste,
Nor yet thy companions, or schoole-fellowes kinde:
Obserue what I speake, and beare it in minde. 20
Be ready to teach, and not to confute
Thy schoole-fellowes arguments, when you dispute.
Let Christ haue his library plac't in thine heart,
And euer of Scriptures be reading a part.

Text 2

The following are extracts from a book of practical activities called *100 Things a Boy Can Make* published in London in the early 1900s.

MAKING TOFFEE APPLES

Robinson Crusoe had to do everything for himself, and the boy who is independent will make his way in the world. So if you can construct model aeroplanes, whitewash a ceiling, and make toffee apples, you will grow up to be self-reliant – a quality which is highly valuable in this world. Now as to toffee apples. In the autumn, when the apples are ripe and plentiful, obtain, say, two dozen, free from caterpillars and other defects. 5
Cut a wooden skewer for each apple, and force them into the cores so that each apple has a firm holder. When you have done this, procure half a pound of Demerara sugar, an ounce of butter, two teaspoons of condensed milk, and a little water. Mix the ingredients in the order given, and boil in an enamelled saucepan for twenty minutes. Dip the apples one by one, and twist them round so that each has a good covering of toffee. 10
Toffee apples are very nice and most boys think the same of Sharp's Super Kreem Toffee.

A COKE PURIFIER

The boy who can make things should not devote all his talent to the construction of toys and hobby outfits, but should remember that there are many little articles, easily made, which will prove of considerable use to his mother. 15
One such thing is a coke purifier. You know that, in the summer time, the larder, no matter how clean it is kept, is apt to smell of meat, uncooked vegetables, and a number of other things. This mixture of stuffy smells is likely to impart an unpleasant flavour to such foods as butter, milk, and cheese. But obtain a fair sized tin, perforate it with a number of holes, each as large as a farthing, fill it with pieces of coke, broken small, and you have an article that will suck in the smells that make the larder unpleasant. Your mother will value such a purifier, because she knows that if she places the milk and the butter close to it they will keep their fresh flavour much longer. 20

AN ALPHABET BOOK

One of the most interesting books on our shelves we made ourselves, and we call it the alphabet book. Originally it consisted of about seventy-two blank pages, but now the pages teem with all kinds of printed letters. The letters have been taken from a variety of sources, but chiefly from magazines and advertisements. Each letter of the alphabet has two or more pages devoted to it, and should we open the book at random there we should find characters drawn in a multitude of different ways. 25
What is the use of such a book? you may ask. Often we are called upon to do some printing, and should we require an inspiration as to how to shape the letters the alphabet book quickly provides the inspiration. Our advice to you is to make an alphabet book of your own. You will value it highly some day. 30
35

Glossary

Coke – a domestic fuel

Text 3a

The following texts are extracts from *The Big Book of Boy Stuff* by Bart King. It was originally published in America in 2004.

Treasure Hunt in the Couch

For those on the hunt for spare change and cracker crumbs!

You need: a couch or sofa

If you are tough enough to brave the sight of lint, small toys, dirt, and crumbs, you might make enough money to buy a candy bar by playing this game. 5

Here's what you do: Put on coveralls and plastic gloves. (Protective eyewear is optional). Drag a garbage can over to the sofa. Now lift up one of the sofa cushions. Careful! You never know what kind of filthy varmint might be hiding down there! There could be cockroaches, or even that annoying kid from down the block.

Anyway, keep pulling up the cushions. As you find disgusting pieces of rancid and dried-out food, throw them out. If you find any clothes you have been missing, put them in the laundry. If that annoying neighbor kid is down there, send him home pronto! And finally, the treasure: nickels, dimes, quarters, maybe even dollars! Heck, maybe there's a credit card down there! I just did this, and I made \$1.35, so try this amazing game every few months or so and see what you come up with. 10
15

Text 3b

The Dry Ice Boomer

THIS ACTIVITY CAN ONLY BE DONE WITH ADULT SUPERVISION AND EYE PROTECTION

WARNING: Dry ice is frozen carbon dioxide. It is REALLY cold! Dry ice is usually colder than -75 degrees Fahrenheit, so if it touches your skin you are in trouble. It will stick to your skin and cause freezing burns and frostbite! Only handle it with gloves and salad tongs! 20

You need: a 2-liter plastic soda bottle
dry ice
the outdoors
a wrist rocket or slingshot

This might be the simplest exploding device of all time. If you do it correctly, it is perfectly safe. Take your *plastic* soda bottle and some dry ice. (Only plastic bottles will work for this. Do not use any other type of container.) Decide what open, safe area you can use for the explosion. It must be a place where you can stand a safe distance, and where someone would not unexpectedly come across the bottle or be disturbed by a loud boom! 25
30

Once you are in the area where you are going to explode the container, make sure that everything is in place. *You must be prepared to keep an eye on that bottle for up to half an hour.* Okay, now put some dry ice in the bottle. Add water until the bottle is about a ¼ full. Crush the sides of the bottle a little. Screw the lid on tightly. Stand back.

The dry ice will go through what's called a 'phase change.' This means it is changing from a *solid* into a *gas*. As it does so, the gas will expand the bottle outward. Once the crushed part of the bottle fills out, you shouldn't go anywhere near it. If the crushed part of the bottle does *not* expand out, it SHOULD be safe to approach. 35


Result

There will be a loud boom and the bottle will burst. If the container does not burst, WAIT! Like I said, it could take 30 minutes for it to blow. Do NOT approach the container; it could go off! If you get impatient and want to leave or try again, shoot rocks at the bottle with your wrist rocket (or throw rocks at it, or shoot it with your BB gun, or pop it with a 20ft spear or whatever) until you break its side. THEN (and *only* then) is it safe! 40

SECTION B: CHILD LANGUAGE DEVELOPMENT

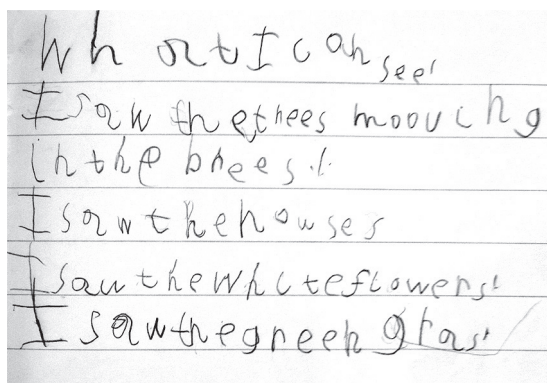
Text 4

The following text is an example of early writing produced by Annie in school. The teacher has written the sentence the child wanted to represent at the bottom of the page.



Texts 5, 6 and 7 were produced by Sarah between the ages of five and six. Texts 5 and 6 were produced in school and Text 7 was written at home with no adult input.

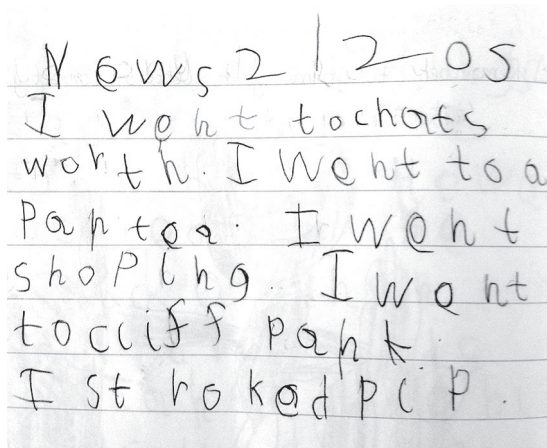
Text 5



What I can see
I saw the trees mooving
in the breees.
I saw the howses
I saw the white flowers!
I saw the green gras!

What I can see
I saw the trees mooving
in the breees
I saw the howses
I saw the white flowers
I saw the green gras

Text 6



News 21205
I went to chats
worth. I went to a
partea. I went
shoP chg. I went
to cliff park.
I st roked pip.

News 21205
I went to chats
worth. I went to a
partea. I went
shoP chg. I went
to cliff park
I stroked pip

Text 7

one day a cat
called Dasiy
was catch in
a moues.
she was
haghty. t. o
catch a
moues.

One day a cat
called Dasiy
was catch in
a moues.
she was
naghty to
catch a
moues.


the moues was
brown and
pinck. Dasiy
took the
moues. she
went to
scooter they
ate the
moues.

the moues was
brown and
pinck. Dasiy
took the
moues. She
went to
Scooter they
ate the
moues.

granny
said go
to bed they
went to
bed. scooter
did get
up.

granny
said go
to bed they
went to
bed. Scooter
did get
up.

Dasiy went
for a walck
they both
got a mouses.



Dasiy went
for a walck
they both
got a mouses.

Every effort has been made to contact copyright holders to obtain their permission for the use of copyright material. Edexcel, a product of Pearson Education Ltd. will, if notified, be happy to rectify any errors or omissions and include any such rectifications in future editions.

BLANK PAGE

BLANK PAGE

BLANK PAGE