

Please check the examination details below before entering your candidate information

Candidate surname

Other names

**Pearson Edexcel**  
**International**  
**Advanced Level**

Centre Number

--	--	--	--	--

Candidate Number

--	--	--	--	--

**Monday 11 May 2020**

Morning (Time: 1 hour 45 minutes)

Paper Reference **WEC11/01**

**Economics**

**International Advanced Subsidiary**  
**Unit 1: Markets in action**

**You must have:**

Source Booklet (enclosed)

Total Marks

### Instructions

- Use **black** ink or ball-point pen.
- **Fill in the boxes** at the top of this page with your name, centre number and candidate number.
- Answer **ALL** questions in Sections A, B and C.
- Answer **ONE** question in Section D.
- Answer the questions in the spaces provided – *there may be more space than you need.*

### Information

- The total mark for this paper is 80.
- The marks for **each** question are shown in brackets – *use this as a guide as to how much time to spend on each question.*
- Calculators may be used.

### Advice

- Read each question carefully before you start to answer it.
- Check your answers if you have time at the end.

Turn over ►

P58487A

©2020 Pearson Education Ltd.

1/1/1/1/1/e2/1/



Pearson

## SECTION A

Answer **ALL** questions in this section.

Questions must be answered with a cross in a box ☒. If you change your mind about an answer, put a line through the box ☒ and then mark your new answer with a cross ☒.

1 Which **one** of the following is a role of the government in a mixed economy?

- A To provide public goods such as street lighting and flood defences
- B To subsidise goods that cause external costs
- C To tax goods that cause external benefits
- D To introduce regulations that cause excessive administration costs

(Total for Question 1 = 1 mark)

2 Which **one** of the following is an example of market failure?

- A Excessive administration costs associated with government regulation
- B Diminishing marginal utility occurring as consumption increases
- C Rising stock market prices causing a market bubble
- D Unintended consequences after the introduction of a tax

(Total for Question 2 = 1 mark)

DO NOT WRITE IN THIS AREA

DO NOT WRITE IN THIS AREA

DO NOT WRITE IN THIS AREA



DO NOT WRITE IN THIS AREA

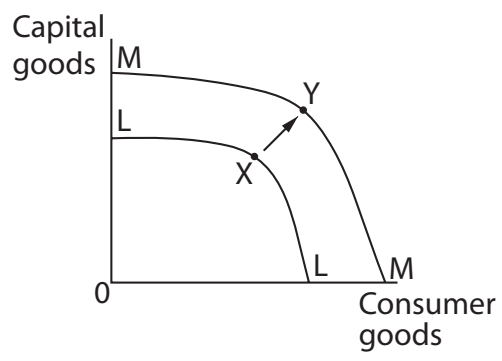
DO NOT WRITE IN THIS AREA

DO NOT WRITE IN THIS AREA

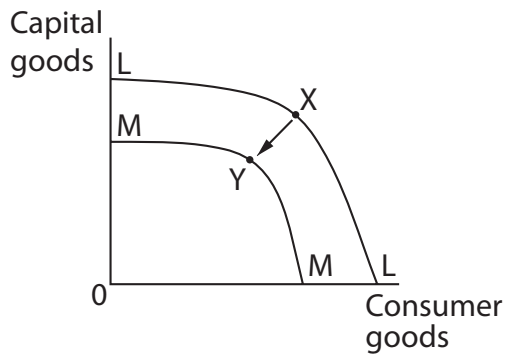
3 In April 2015 an earthquake in Nepal killed 8 000 people. Assume the economy was operating efficiently at full employment.

Which **one** of the following diagrams best illustrates the impact of the earthquake on Nepal's economy assuming it continued to operate at full employment?

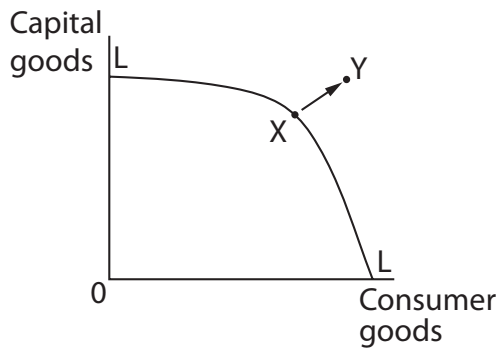
A



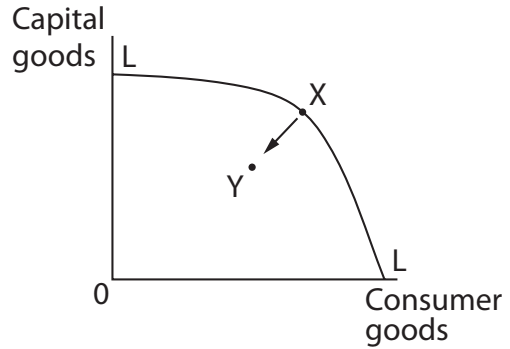
B



C



D



(Total for Question 3 = 1 mark)



- 4 In the UK mobile phone service providers have been accused of offering new consumers much cheaper deals than those offered to existing consumers. Despite this difference, many existing consumers do not change their mobile phone service provider.

Which **one** of the following explains why consumers do not change mobile phone service provider?

- A Consumers are good at computation
- B Consumers aim to maximise utility
- C Consumers exhibit habitual behaviour
- D Consumers feel valued by alternative providers

(Total for Question 4 = 1 mark)

DO NOT WRITE IN THIS AREA

DO NOT WRITE IN THIS AREA

DO NOT WRITE IN THIS AREA

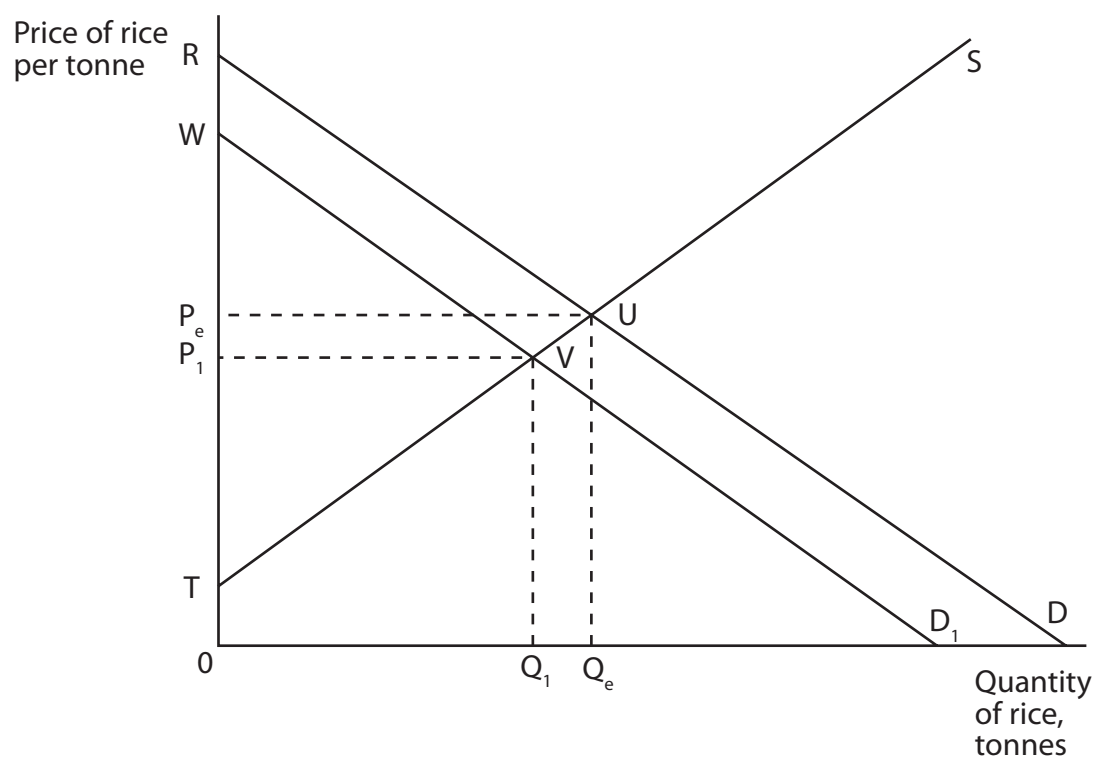


DO NOT WRITE IN THIS AREA

DO NOT WRITE IN THIS AREA

DO NOT WRITE IN THIS AREA

5 In 2019 countries in Africa reduced the quantity of rice they imported. The diagram shows the impact of this on the world market for rice.



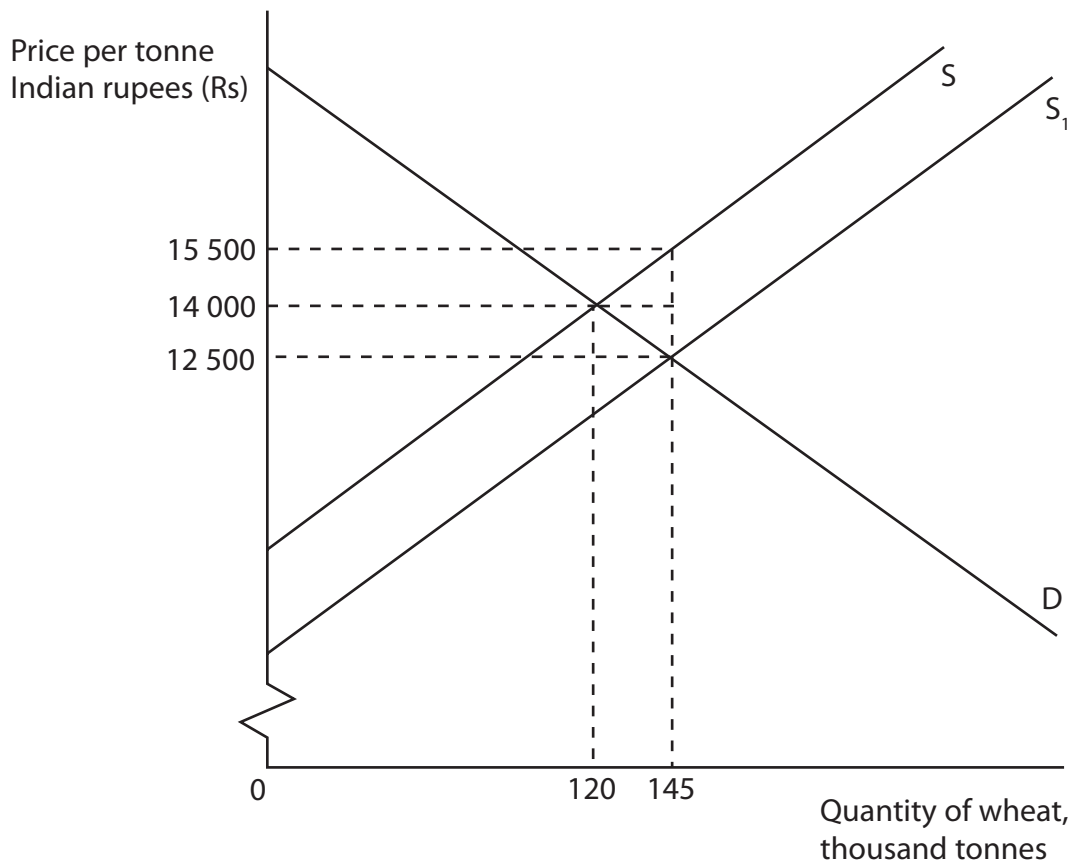
Which **one** of the following can be deduced from the diagram?

- A Government spending rises by  $VUQ_eQ_1$
- B Total revenue of rice producers falls by  $VUQ_eQ_1$
- C Consumer surplus rises by  $P_eUVP_1$
- D Producer surplus falls by  $P_eUVP_1$

(Total for Question 5 = 1 mark)



- 6 The diagram shows the market for wheat in India. It illustrates the introduction of a subsidy for the production of wheat by the Indian Government.



Which one of the following is the producer incidence of the subsidy?

- A Rs 217 500 000
- B Rs 435 000 000
- C Rs 1 812 500 000
- D Rs 2 247 500 000

(Total for Question 6 = 1 mark)

**TOTAL FOR SECTION A = 6 MARKS**















## SECTION C

Study Figures 1 and 2 and Extracts A and B in the Source Booklet before answering Question 12.

Write your answers in the space provided on the following pages.

- 12 (a) Define the term 'equilibrium' (Extract A, line 2). (2)
- (b) With reference to Extract A, explain the impact of the availability of substitutes on the price elasticity of demand for palm oil. (4)
- (c) With reference to the information provided, analyse **two** reasons why the price of palm oil decreased in 2018. (6)
- Illustrate your answer with a supply and demand diagram. (6)
- (d) With reference to Figure 2 and Extract A, examine the likely price elasticity of supply for palm oil. (8)
- (e) With reference to Extract B, discuss the externalities associated with the production of palm oil. (14)
- Illustrate your answer with an appropriate diagram. (14)

DO NOT WRITE IN THIS AREA

DO NOT WRITE IN THIS AREA

DO NOT WRITE IN THIS AREA





DO NOT WRITE IN THIS AREA

DO NOT WRITE IN THIS AREA

DO NOT WRITE IN THIS AREA

(c) With reference to the information provided, analyse **two** reasons why the price of palm oil decreased in 2018.

Illustrate your answer with a supply and demand diagram.

(6)

Area with horizontal dotted lines for writing the answer.



DO NOT WRITE IN THIS AREA

DO NOT WRITE IN THIS AREA

DO NOT WRITE IN THIS AREA

Handwriting practice area with 15 horizontal dotted lines.



P 5 8 4 8 7 A 0 1 5 2 8

(d) With reference to Figure 2 and Extract A, examine the likely price elasticity of supply for palm oil.

(8)

Area with horizontal dotted lines for writing the answer.

DO NOT WRITE IN THIS AREA

DO NOT WRITE IN THIS AREA

DO NOT WRITE IN THIS AREA





DO NOT WRITE IN THIS AREA

DO NOT WRITE IN THIS AREA

DO NOT WRITE IN THIS AREA

Handwriting practice area with 20 horizontal dotted lines.



DO NOT WRITE IN THIS AREA

DO NOT WRITE IN THIS AREA

DO NOT WRITE IN THIS AREA

(e) With reference to Extract B, discuss the externalities associated with the production of palm oil.

Illustrate your answer with an appropriate diagram.

(14)

Area with horizontal dotted lines for writing the answer.



DO NOT WRITE IN THIS AREA

DO NOT WRITE IN THIS AREA

DO NOT WRITE IN THIS AREA

Handwriting practice area with 20 horizontal dotted lines.



DO NOT WRITE IN THIS AREA

DO NOT WRITE IN THIS AREA

DO NOT WRITE IN THIS AREA

(Total for Question 12 = 34 marks)

**TOTAL FOR SECTION C = 34 MARKS**



DO NOT WRITE IN THIS AREA

DO NOT WRITE IN THIS AREA

DO NOT WRITE IN THIS AREA

**BLANK PAGE**  
**SECTION D BEGINS ON THE NEXT PAGE**



## SECTION D

**Answer ONE question from this section.**  
**Write your answer in the space provided.**

### EITHER

- 13** In the Netherlands 68% of the price consumers pay for a litre of petrol is indirect tax. In neighbouring Germany indirect tax represents just 59%.

Evaluate the impact of these indirect taxes charged on petrol.

**(Total for Question 13 = 20 marks)**

---

### OR

- 14** In the UK, in 2018, 10 million consumers travelling abroad did not take out travel insurance. This is despite 30% of consumers with travel insurance having to make a claim and the average medical bill costing £5620.

Evaluate reasons for the underconsumption of travel insurance.

**(Total for Question 14 = 20 marks)**

---

DO NOT WRITE IN THIS AREA

DO NOT WRITE IN THIS AREA

DO NOT WRITE IN THIS AREA





DO NOT WRITE IN THIS AREA

DO NOT WRITE IN THIS AREA

DO NOT WRITE IN THIS AREA

Handwriting practice area with 20 horizontal dotted lines.





DO NOT WRITE IN THIS AREA

DO NOT WRITE IN THIS AREA

DO NOT WRITE IN THIS AREA

Handwriting practice area with 20 horizontal dotted lines.



DO NOT WRITE IN THIS AREA

DO NOT WRITE IN THIS AREA

DO NOT WRITE IN THIS AREA

Handwriting practice area with 20 horizontal dotted lines.



DO NOT WRITE IN THIS AREA

DO NOT WRITE IN THIS AREA

DO NOT WRITE IN THIS AREA

**TOTAL FOR SECTION D = 20 MARKS**  
**TOTAL FOR PAPER = 80 MARKS**



P 5 8 4 8 7 A 0 2 7 2 8

DO NOT WRITE IN THIS AREA

DO NOT WRITE IN THIS AREA

DO NOT WRITE IN THIS AREA

**BLANK PAGE**

Every effort has been made to contact copyright holders to obtain their permission for the use of copyright material. Pearson Education Ltd. will, if notified, be happy to rectify any errors or omissions and include any such rectifications in future editions.



**Pearson Edexcel International Advanced Level**

**Monday 11 May 2020**

Time: 1 hour 45 minutes

Paper Reference **WEC11/01**

**Economics**

**International Advanced Subsidiary**

**Unit 1: Markets in action**

**Source Booklet**

**Do not return this Source Booklet with the question paper.**

*Turn over* ►

**P58487A**

©2020 Pearson Education Ltd.

1/1/1/1/1/e2/1/



**Pearson**

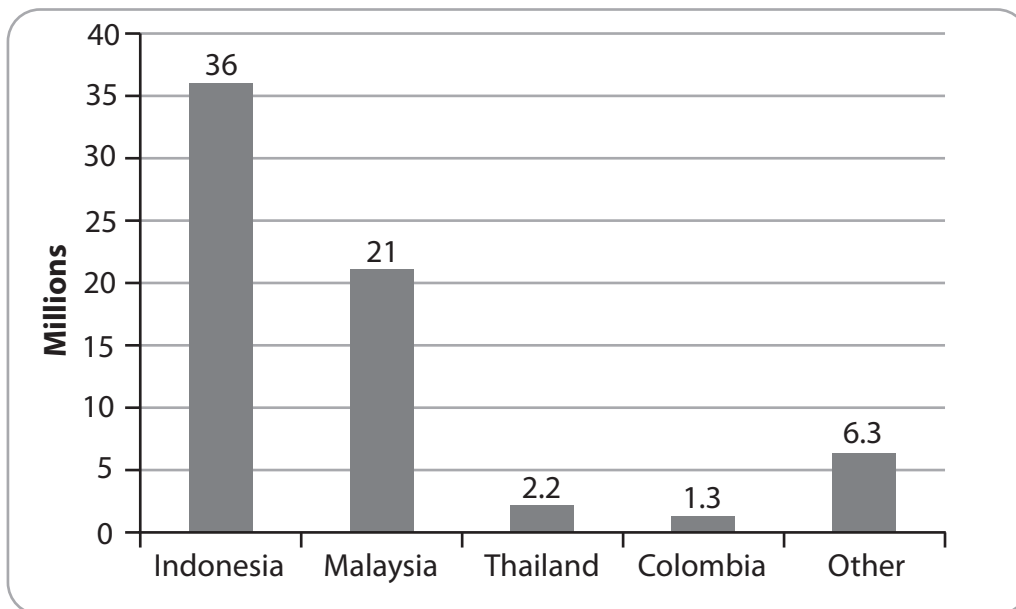
## Sources for use with Section C.

### The global market for palm oil

**Figure 1 Price changes of selected vegetable oils, 2018**

Type of vegetable oil	% price change
Palm	-25.94
Rapeseed	-12.71
Soybean	-17.75
Sunflower	-12.81

**Figure 2 Global palm oil production in 2017 (million tonnes)**



### **Extract A Palm oil price falls**

The equilibrium price of palm oil decreased in 2018. The price of competing vegetable oils, including rapeseed, soybean and sunflower also fell in 2018. Palm oil is used in the production of biodiesel, a substitute for crude oil. Lower crude oil prices during 2018 caused a fall in the demand for biodiesel.

5

More palm oil was produced in 2018 than was consumed. This abundant supply led to a stockpile of three million tonnes. When first planted, palm trees can take up to 30 months to produce fruit. The fruit can then be harvested twice a year and converted into palm oil.

### **Extract B Palm oil production**

Palm oil production more than tripled between 1998 and 2018. It is now used in many goods including processed foods, cosmetics, detergents, chocolate and biodiesel.

Palm oil requires one-tenth of the land, one-seventh of the fertiliser and only one-sixth of the energy to produce the same amount of oil as soybean. In Indonesia and Malaysia more than 4.7 million workers are employed directly in the palm oil industry. A further 11 million workers are employed indirectly.

5

The rapid and poorly managed expansion of production has caused large-scale deforestation. The clearing and burning of tropical rainforests has also caused significant greenhouse gas emissions.

10

Palm oil production in Indonesia and Malaysia has led to habitat and biodiversity loss. Endangered animals have been negatively affected. For example, between 2001 and 2017 the population of orangutans fell by 100000 in these countries. Orangutans spend 95% of their time in trees and Indonesian rainforests have been disappearing rapidly. In western Indonesia 69% of elephant habitats have been lost and there are only 100 rhinos left in the wild.

15

**BLANK PAGE**

### **Acknowledgements**

Figure 1 based on data taken from <https://www.indexmundi.com/commodities/>

Figure 2 adapted from <http://www.worldagriculturalproduction.com/crops/palmoil.aspx>

Extract A adapted from <https://www.thestar.com.my/business/business-news/2018/12/08/palm-dips-under-pressure-from-weaker-related-edible-oils-crude-oil/#cbGmRIDAGsSjRGsa.99> and

Extract B adapted from <https://engagethechain.org/palm-oil> and <https://www.theguardian.com/commentisfree/2018/may/10/palm-oil-orangutans-multinationals-promises-deforestation> and <https://epthinktank.eu/2018/02/19/palm-oil-economic-and-environmental-impacts/>