

A-LEVEL DESIGN AND TECHNOLOGY: PRODUCT DESIGN (TEXTILES)

TEXT1 Materials, Components and Application
Mark scheme

1561
June 2014

Version: 1.0 Final

Mark schemes are prepared by the Lead Assessment Writer and considered, together with the relevant questions, by a panel of subject teachers. This mark scheme includes any amendments made at the standardisation events which all associates participate in and is the scheme which was used by them in this examination. The standardisation process ensures that the mark scheme covers the students' responses to questions and that every associate understands and applies it in the same correct way. As preparation for standardisation each associate analyses a number of students' scripts: alternative answers not already covered by the mark scheme are discussed and legislated for. If, after the standardisation process, associates encounter unusual answers which have not been raised they are required to refer these to the Lead Assessment Writer.

It must be stressed that a mark scheme is a working document, in many cases further developed and expanded on the basis of students' reactions to a particular paper. Assumptions about future mark schemes on the basis of one year's document should be avoided; whilst the guiding principles of assessment remain constant, details will change, depending on the content of a particular examination paper.

Further copies of this Mark Scheme are available from aqa.org.uk

- NB This mark scheme is intended as a guide to the type of answer expected but is not intended to be exhaustive or prescriptive. If candidates offer other answers which are equally valid they must be given full credit.
Many responses at this level are assessed according to the quality of the work rather than the number of points included. The following level descriptors are intended to be a guide when assessing the quality of a candidate's response.

(low mark range)
The candidate has a basic but possibly confused grasp of the issues. Few correct examples are given to illustrate points made. This candidate does not have a clear idea of what s/he is writing about
(mid mark range)
The candidate has some knowledge but there will be less clarity of understanding. Some correct examples given to illustrate points made. This candidate knows what s/he is writing about but is confused in part.
(high mark range)
The candidate has a thorough understanding of the issues and has provided relevant examples to support the knowledge shown. This candidate knows what s/he is writing about and provides clear evidence of understanding.

Section A

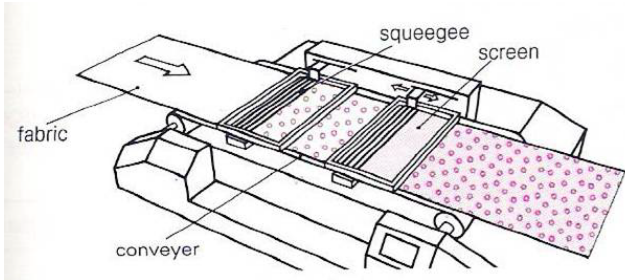
Question	Part	Sub Part	Marking Guidance	Mark	Comment
----------	------	----------	------------------	------	---------

1			<p>Complete the table below by putting an item from the following list next to the correct description.</p> <p>You should not use any of the items more than once.</p> <table border="1" style="margin-left: auto; margin-right: auto;"> <thead> <tr> <th>Description</th> <th>Item</th> </tr> </thead> <tbody> <tr> <td>A fancy yarn</td> <td><i>Bouclé</i></td> </tr> <tr> <td>A synthetic fibre</td> <td><i>Tactel®</i></td> </tr> <tr> <td>A stain resistant finish</td> <td><i>Teflon®</i></td> </tr> <tr> <td>A natural protein fibre</td> <td><i>Wool</i></td> </tr> <tr> <td>A mark of Quality Assurance</td> <td><i>Woolmark</i></td> </tr> <tr> <td>A regenerated fibre</td> <td><i>Tencel®</i></td> </tr> <tr> <td>A non-woven fabric</td> <td><i>Vilene®</i></td> </tr> </tbody> </table> <p>1 mark for each correctly placed item.</p>	Description	Item	A fancy yarn	<i>Bouclé</i>	A synthetic fibre	<i>Tactel®</i>	A stain resistant finish	<i>Teflon®</i>	A natural protein fibre	<i>Wool</i>	A mark of Quality Assurance	<i>Woolmark</i>	A regenerated fibre	<i>Tencel®</i>	A non-woven fabric	<i>Vilene®</i>		(Max 7 marks)
Description	Item																				
A fancy yarn	<i>Bouclé</i>																				
A synthetic fibre	<i>Tactel®</i>																				
A stain resistant finish	<i>Teflon®</i>																				
A natural protein fibre	<i>Wool</i>																				
A mark of Quality Assurance	<i>Woolmark</i>																				
A regenerated fibre	<i>Tencel®</i>																				
A non-woven fabric	<i>Vilene®</i>																				

2			<p>Name two stages when dye can be applied to a product during manufacture.</p> <p>Question is about dyeing, not printing. Any 2 from: fibre/dope dyeing of spinning solution, yarn, fabric, garment.</p> <p>Do not accept vague stages such as <i>before yarn is made, after construction</i> – unless there is a specific ref to fabric/garment, <i>after spinning, after 'it' has been made.</i></p> <p>1 mark each.</p>		(Max 2 marks)
---	--	--	--	--	----------------------

Question	Part	Sub Part	Marking Guidance	Mark	Comment
3			<p><i>Explain the meaning of each of the following manufacturing systems:</i></p> <ul style="list-style-type: none"> • <i>One-off</i> • <i>Just in time (JIT).</i> <p>One-off:</p> <p>Made by a highly skilled person The products are usually unique/made for one client/made to fit They are finished to a very high standard/use high quality materials They are very expensive Often specialised products/relevant example</p> <p>Any 2 appropriate points, 1 mark each.</p> <p>Just in time (JIT):</p> <p>Question is not about the advantages and disadvantages of JIT.</p> <p>Highly dependent on CAD/CAM</p> <p>Manufacturers can respond quickly when fashions change. Also called Quick Response/On Demand/Limited Edition manufacture.</p> <p>Allows factories to make garments for different retailers.</p> <p>Materials delivered just in time for production /finished goods delivered to retailer as required</p> <p>Do not accept <i>saves money on storage.</i></p> <p>Any 2 appropriate points, 1 mark each</p>	<p>(1 mark)</p> <p>(1 mark)</p> <p>(1 mark)</p> <p>(1 mark)</p> <p>(1 mark)</p> <p>(1 mark)</p> <p>(1 mark)</p> <p>(1 mark)</p> <p>(1 mark)</p>	<p>(Max 4 marks)</p>

Question	Part	Sub Part	Marking Guidance	Mark	Comment
4			<p><i>Designers often have a sketch book of images and materials.</i></p> <p><i>Give three different types of information that might be put in a sketch book to help designers to develop ideas for new products.</i></p> <p>E.g. colour ranges/swatches, inspirational images, information about existing products, samples of fabrics and components, initial ideas for products, samples of techniques/skills.</p> <p>Do not accept questionnaires, shop surveys, trend forecast client information/design brief, prices, fabric qualities.</p> <p>Any 3 appropriate types of information, 1 mark each.</p>		(Max 3 marks)
5	(a)		<p><i>What is the name of the process shown below?</i></p> <p>Screen printing</p> <p>Not flat bed printing, transfer print, rotary screen print</p>		(1 mark)

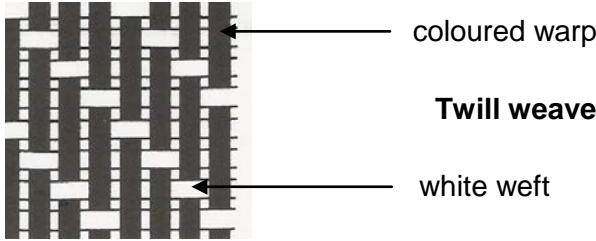
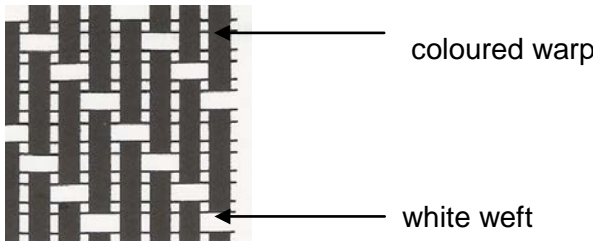

Question	Part	Sub Part	Marking Guidance	Mark	Comment
5	(b)		<p><i>Explain briefly how this process is carried out.</i></p>  <p>Fabric moves on a conveyor and stops under each screen and the screen is lowered on to the fabric Each colour in the design has its own screen. Printing paste pushed through screen with a squeegee. Colour is set into the fabric.</p> <p>There needs to be clarity about the process including the squeegee/dye paste is above the screen.</p> <p>Marks awarded as follows:</p> <p>No answer worthy of credit (0 mark)</p> <p>Little understanding, simplistic statements only, the response is confused and muddled and may typically only refer to the dye being pushed through the screen. (1 mark)</p> <p>Some accurate and relevant detail with minor omissions or confusion. The student will have a basically sound grasp of the process and the order in which things happen. (2 marks)</p> <p>Student shows clear and accurate understanding of the process and presents a coherent account. (3 marks)</p>		(Max 3 marks)

Question	Part	Sub Part	Marking Guidance	Mark	Comment
6	(a)		<p><i>Analyse the reasons why the plain weave polyamide (nylon) fabric is suitable for a rucksack.</i></p> <p>E.g. polyamide is very strong and abrasion resistant so will resist tearing and wear when subjected to friction. It is lightweight so will not make the rucksack heavy in use. It will resist water-borne stains as it is non-absorbent. It is non-absorbent so will dry quickly. It is crease resistant so the bag stays looking smart. It is easily cleaned.</p> <p>The plain weave adds to the strength and is firm so will hold its shape, preventing stretching when weights are carried in the rucksack.</p> <p>Marks awarded as follows:</p> <p>No answer worthy of credit</p> <p>Little understanding, simplistic statements only, student typically concentrates on a narrow area of fibre qualities without reference to structure of the fabric or intended use. The response will tend to be descriptive and there may be confused and inaccurate information.</p> <p>Student shows understanding of the contribution made by the polyamide fibre with some attempt to analyse the impact of the plain weave structure. Points may not relate the properties clearly to the fibre and fabric qualities and will lack detail. There may be minor confusion but most points will be accurate.</p> <p>Student shows detailed understanding of the contribution made by several aspects of the polyamide fibre content and plain weave structure. Information will be accurate and clearly related to the end use of the fabric.</p>	<p>(0 marks)</p> <p>(1 – 2 marks)</p> <p>(3 – 4 marks)</p> <p>(5 – 6 marks)</p>	<p>(Max 6 marks)</p>

Question	Part	Sub Part	Marking Guidance	Mark	Comment
6	(b)		<p><i>Explain why a water-repellent finish needs to be applied to the fabric of the rucksack.</i></p> <p>The weave structure will allow water to pass through. Polyamide is non-absorbent but not water repellent. It will keep the fabric clean and bag contents dry.</p> <p>Any 2 appropriate different reasons, 1 mark each.</p>	<p>(1 mark) (1 mark) (1 mark)</p>	(Max 2 marks)
6	(c)		<p><i>Give two reasons why piping has been used on some of the rucksack edges.</i></p> <p>To strengthen edges and prevent wear. As a decorative feature. To define edges/add structure. Not <i>neatening</i> in any form. Any 2 points, 1 mark each.</p>	<p>(1 mark) (1 mark) (1 mark)</p>	(Max 2 marks)

Question	Part	Sub Part	Marking Guidance	Mark	Comment
6	(d)		<p><i>Describe two different quality control checks which will be needed when manufacturing the rucksack.</i></p> <p>This question is about manufacturing the rucksack, not the design/choice/quality or buying of the materials and components.</p> <p>E.g. QC checks will be needed in relation to:</p> <ul style="list-style-type: none"> • the pockets – size, shape, position, stitching; • the seams – width, straightness, strength, finishing; • the panels – even width, matching across seams to keep shape, • zip settings – securely attached/tapes caught along length, slider even distance from top on both sides, even stitching; • the logo – evenly placed on bag front • straps – accurate placement and correct length, securely attached. • pattern pieces cut accurately so they match up correctly when sewn together. <p>Identification of area to be considered – this needs to be a clear and precise reference – and an explanation of what will be looked for</p> <p>Reasons for check / consequences of inaccurate manufacture</p> <p>Answers need to be specific about the area and the issues. Look at the answer holistically – is it detailed and clear? Beware of <i>carefully done</i> – answers need some more detail. Do not accept the same explanation for both areas.</p> <p>2 different areas of quality control, 2 marks each.</p>	<p>(1 mark)</p> <p>(1 mark)</p>	<p>(Max 4 marks)</p>

Question	Part	Sub Part	Marking Guidance	Mark	Comment
6	(e)		<p><i>Describe how two modern technical materials, or smart materials or systems could be used to enhance the performance of a rucksack.</i></p> <p>E.g. materials that:</p> <ul style="list-style-type: none"> • are self-cleaning nano-technology fabrics triggered by sunlight; • can generate solar power when exposed to sunlight; • include GPS systems that can sense and track movement; • resist impact of weather, eg Gore-Tex; • are resistant to cutting and tearing, eg Kevlar; • include phosphorescent textiles; • are reflective textiles using glass beads • mosquito repellent finish • Kevlar makes the bag tear resistant. <p>Do not accept Nomex, photochromic finish, or explanations of <i>pretty smells</i> for microencapsulation.</p> <p>Identification of technical or smart material, or system.</p> <p>Explanation of how it enhances performance/aids the user.</p> <p>Answers need to be specific about the type of material and the enhancements it will deliver. For 2 marks there needs to be a detailed explanation which is accurate and credible.</p> <p>2 different materials, 3 marks each.</p>	<p>(1 mark)</p> <p>(2 marks)</p>	<p>(Max 6 marks)</p>

Question	Part	Sub Part	Marking Guidance	Mark	Comment
7	(a)	(i)	<p><i>Describe the structure of a denim fabric. You may use a diagram.</i></p> <p>Student may respond through an annotated diagram and/or written description. The following should be included:</p> <p>White weft Coloured warp Twill weave <u>Accurate</u> reference to interlacing pattern of warp and weft.</p> <p>An accurate diagram incorporating all points above, and clearly identifying warp and weft, will be acceptable for 4 marks. The different colours of the warp and weft must be included for 4 marks. 0 mark for warp/weft if diagram not twill weave.</p> <p>This is worth 4 marks.</p>  <p>This is worth 3 marks.</p>  <p>This is worth 2 marks.</p>  <p>Accurate twill weave diagram with no labelling is worth 2 marks. 'Twill weave' is worth only 1 mark.</p>	<p>(1 mark) (1 mark) (1 mark) (2 marks)</p>	<p>(Max 4 marks)</p>

Question	Part	Sub Part	Marking Guidance	Mark	Comment
7	(a)	(ii)	<p><i>Explain why only 2% of elastane fibre is included in the blend.</i></p> <p>Adds stretch qualities Only a small percentage is needed because the snap-back qualities are very strong</p> <p>Any more and the fabric would be too stretchy / keeps the weave firm</p> <p>Elastane is very expensive</p> <p>Do not accept advantages of using elastane fibres. Any 2 appropriate different reasons, 1 mark each.</p>	<p>(1 mark)</p> <p>(1 mark)</p> <p>(1 mark)</p> <p>(1 mark)</p>	(Max 2 marks)
7	(b)	(i)	<p><i>Explain why warp knitted fabrics are used for sportswear and lingerie.</i></p> <p>Warp knitted fabrics have flexibility/movement but less stretch than weft knits and are firmer fabric. They do not ladder and cannot be unravelled <i>row by row</i>. The fabrics do not crease easily and tend to be lightweight.</p> <p>A variety of different fabrics can be produced including knitted lace fabrics which are popular for lingerie.</p> <p>Marks awarded as follows:</p> <ul style="list-style-type: none"> • No answer worthy of credit • Limited knowledge of the qualities of warp knits – there will be confusion with weft knits. Answers will tend to dwell on stretch qualities and perceptions about insulation. There may be some inaccurate and/or confused points. • Student shows clear and accurate knowledge of the specific qualities of warp knits and how they are different from weft knits. Points will be clearly described and explained and accurate. 	<p>(0 mark)</p> <p>(1 – 2 marks)</p> <p>(3 marks)</p>	(Max 3 marks)

Question	Part	Sub Part	Marking Guidance	Mark	Comment
7	(b)	(ii)	<p><i>What is meant by the term microfibre?</i></p> <p>A very fine/thin fibre /less than 1 denier thick/60x finer than human hair fibre.</p> <p>Do not accept small, short, narrow tiny, miniscule.</p>	(1 mark)	(Max 1 mark)
7	(b)	(iii)	<p><i>Why are polyamide (nylon) microfibres used for sportswear and lingerie fabrics?</i></p> <p>Microfibres are very lightweight, soft and drape well. Because they are so fine they are often able to wick perspiration away from the body which makes them cool and comfortable for next-to-skin applications.</p> <p>The polyamide fibre makes them strong and hardwearing; they dry quickly and do not crease / are easy care, making them suited to applications such as sportswear and lingerie.</p> <p>Reference may be made to brands, e.g. Tactel, Tactel Aquator, Tactel Diabolo.</p> <p>Marks awarded as follows:</p> <ul style="list-style-type: none"> • No answer worthy of credit • Minimal reference to the nature of microfibres, points will tend to be about the obvious properties of polyamide. Answers will be generalised and lack detail. There will be a number of inaccuracies and misunderstandings. • Sound analysis of the qualities of microfibres and the polyamide content which gives detailed consideration to the use of the fabrics for sportswear and lingerie applications. Points will generally be accurate and relevant. 	<p>(0 mark)</p> <p>(1 – 2 marks)</p> <p>(3 – 4 marks)</p>	(Max 4 marks)

Question	Part	Sub Part	Marking Guidance	Mark	Comment
7	(c)		<p><i>Critically evaluate the use of satin fabrics made from silk for evening dresses and men's ties.</i></p> <p>Silk fabrics have an attractive lustre, drape well, have a soft, luxurious handle, are fairly warm to wear, may be resistant to creasing, are strong, easy to dye and can be lightweight. Their absorbency makes them comfortable to wear. The satin weave gives them lustre, softness and good drape. But silk can be difficult to care for and is expensive. It stains easily which is a drawback when used for ties. Satin constructions snag easily so are not hardwearing.</p> <p>Marks awarded as follows:</p> <ul style="list-style-type: none"> • No answer worthy of credit • Little understanding, simplistic statements only, student typically concentrates on a narrow area of fibre qualities without reference to structure of the fabric or intended use. The response will tend to be descriptive rather than evaluative, and there may be confused and inaccurate information. • Student shows understanding of the contribution made by the silk fibre with some attempt to analyse the overall choice of the satin fabric, but points may tend to emphasize the positive aspects only. There may be little or only superficial reference to the products. There may be minor confusion but most points will be accurate. • Student shows detailed understanding of the contribution made by several aspects of the silk fibre content and satin fabric structure. Information will be accurate and evaluation will consider a range of both positive and negative aspects of the fabric in relation to both products. 	<p>(0 mark)</p> <p>(1 – 2 marks)</p> <p>(3 – 4 marks)</p> <p>(5 – 6 mark)</p>	<p>(Max 6 marks)</p>

Question	Part	Sub Part	Marking Guidance	Mark	Comment
8	(a)		<p><i>Describe the structure of polyester fleece fabric.</i></p> <p>Knitted Has an extra yarn Brushed On both sides / to raise a nap / bulk the fabric</p> <p>Not to raise the pile.</p> <p>Any 3 appropriate points, 1 mark each</p>	<p>(1 mark) (1 mark) (1 mark) (1 mark)</p>	<p>(Max 3 marks)</p>

Question	Part	Sub Part	Marking Guidance	Mark	Comment
8	(b)		<p><i>Evaluate the suitability of polyester fleece fabric for an all-in-one sleepsuit.</i></p> <p>E.g. the brushed finish traps air making the fabric soft, comfortable, warm to wear without being bulky. It is lightweight and the knit structure makes it flexible allowing comfort in wear. The polyester fibre is strong so the fabric will be hardwearing although it will tend to pill with friction in wear and the brushing may result in some reduction in strength. Polyester is easy to wash as it does not shrink, dries quickly and requires little if any ironing; the brushed finish will also reduce the need for ironing. It will not crease in use. Although the fibre is non-absorbent, the fleece structure allows moisture to be wicked away from the body, but it will develop static. The fabric can easily be decorated with a sublimation print before brushing – this will be fast to washing. The fabric is non-flammable although it does melt and the brushed finish will trap air and allow <i>flash flames</i> / makes it more likely to ignite.</p> <p>Marks awarded as follows:</p> <ul style="list-style-type: none"> • No answer worthy of credit • Little understanding, simplistic statements only, student typically concentrates on a narrow area of fibre or fabric qualities with little understanding of the nature of the fibre/fabric. The response will tend to be descriptive rather than evaluative, and there may be confused and inaccurate information. • Student shows understanding of the contribution made by the polyester fibre with some attempt to analyse the impact of the fleece structure. There will be some reference to the end use of the product, but points may tend to emphasize the positive aspects only. There may be minor confusion but most points will be accurate. • Student shows detailed understanding of the contribution made by several aspects of the polyester fibre content and fleece structure in relation to the intended use. Information will be accurate and evaluation will consider a range of both positive and negative aspects of the fabric. 	<p>(0 mark)</p> <p>(1 – 2 marks)</p> <p>(3 - 4 marks)</p> <p>(5 - 6 marks)</p>	<p>(Max 6 marks)</p>

Question	Part	Sub Part	Marking Guidance	Mark	Comment
8	(c)		<p><i>Describe three components needed to make the all-in-one sleepsuit.</i></p> <p>Metal/hammer-in/coloured popper, knitted/coloured/cuff and/or neck ribbing, metal/coloured/closed-end zip, polyester/coloured thread, googly eyes, interfacing for behind logo or collar/cuffs.</p> <p>1 mark for each accurately named component. If there is a description of one component, it can replace an incorrect component.</p> <p>Do not accept pockets, tab, equipment, additional fabrics.</p>	(3 marks)	(Max 3 marks)

Question	Part	Sub Part	Marking Guidance	Mark	Comment
8	(d)		<p><i>Explain the care needed for the all-in-one sleepsuit.</i></p> <p>The following care details would normally be associated with this fabric. Answers should make reference to the washing and drying/ironing as a minimum for half marks. At least one piece of additional information is required for access to the top mark band.</p> <p>Max 40° wash with much reduced mechanical action as the polyester is thermoplastic so will crease if a higher temperature is used. The reduced action is necessary to prevent undue pilling of the fabric. Appropriate reference to eco-wash.</p> <p>Do not bleach as the fabric colour will be removed. Tumble dry ensures that the fabric retains its fluffy and soft feel.</p> <p>Low iron as the polyester can be heat-set and the pile of the fleece flattened. May not need ironing.</p> <p>Do not dry clean as it is sleepwear and residual fumes can be dangerous.</p> <p>Candidate may draw the appropriate symbols.</p> <p>Marks awarded as follows:</p> <ul style="list-style-type: none"> • No answer worthy of credit • Basic information, student will typically refer to one or two aspects of the care but with little/no reference to the fabric qualities. There may be confused and inaccurate information. Points will be vague and generic, eg <i>low heat</i>. • Student shows some knowledge of the fibre and fabric properties, eg polyester is thermoplastic, and there will be some attempts to relate them to some aspects of the care advice given – this may be in relation to washing and drying/ironing only. There will be some precision, eg <i>wash at 40°, iron at a low temperature or the polyester will melt</i>. • Information will be detailed and there will be good knowledge and understanding of the properties of fibre and fabric with accurate links to the care advice given, eg wash/iron temperatures, no bleach, can be tumbled dry. 	<p>(0 mark)</p> <p>(1 – 2 marks)</p> <p>(3 – 4 marks)</p> <p>(5 – 6 marks)</p>	<p>(Max 6 marks)</p>

Question	Part	Sub Part	Marking Guidance	Mark	Comment
8	(e)		<p><i>The label states that the garment has Low flammability to BS5722. Explain the significance of BS5722.</i></p> <p>The fabric will meet the BSI safety standard 5722/the reference is to a specific British Standard</p> <p>Reference to British Standard</p> <p>Relating to flammability of the fabric.</p> <p>This label is a legal requirement for children's nightwear.</p> <p>Any 2 appropriate points 1 mark each.</p>	<p>(1 mark)</p> <p>(1 mark)</p> <p>(1 mark)</p> <p>(1 mark)</p>	(Max 2 marks)

8	(f)	(i)	<p><i>Explain how computerised processes could be used in: Designing the fabric print</i></p> <p>E.g. computer programmes can be used to experiment with colour</p> <p>Experiment with pattern.</p> <p>The computer can develop a repeat pattern.</p> <p>Fabric patterns can be stored on the computer.</p> <p>Patterns can be overlaid onto the design sketches to see what the finished product will look like.</p> <p>Reference to a specific programme, eg Corel Draw, Illustator, Speedstep, 2-D Design, Powerpoint.</p> <p>Quick/easy/accurate only if explained, eg <i>quicker than drawing by hand.</i></p> <p>Any 3 appropriate points, 1 mark each.</p>	<p>(1 mark)</p> <p>(1 mark)</p> <p>(1 mark)</p> <p>(1 mark)</p> <p>(1 mark)</p> <p>(1 mark)</p> <p>(1 mark)</p>	(Max 3 marks)
---	-----	-----	---	---	----------------------

Question	Part	Sub Part	Marking Guidance	Mark	Comment
8	(f)	(ii)	<p><i>Explain how computerised processes would be used in: Making the all-in-one sleepsuit pattern template.</i></p> <p>E.g. the computer can be used to develop pattern templates from a virtual model of the garment or from standard sizes.</p> <p>The patterns can be graded accurately for different sizes.</p> <p>Patterns are developed quickly and accurately saving time/paper.</p> <p>Patterns/standardised designs can be re-used/patterns can be stored</p> <p>Pattern markings can be added easily.</p> <p>Any 3 appropriate points, 1 mark each.</p>	<p>(1 mark)</p> <p>(1 mark)</p> <p>(1 mark)</p> <p>(1 mark)</p> <p>(1 mark)</p>	(Max 3 marks)
8	(f)	(iii)	<p><i>Explain how computerised processes could be used in: Creating the lay plan</i></p> <p>E.g. ensuring minimum wastage of fabric.</p> <p>Different sizes can be cut together to reduce waste.</p> <p>All the pattern pieces for the garment are cut out.</p> <p>The pattern in the fabric is taken account of.</p> <p>Pattern pieces are cut on the correct grain of the fabric</p> <p>Lay plan sent direct to cutter.</p> <p>Speeds up process compared to manual layout.</p> <p>Gives accurate prediction of fabric requirements.</p> <p>Any 3 appropriate points, 1 mark each.</p>	<p>(1 mark)</p> <p>(1 mark)</p> <p>(1 mark)</p> <p>(1 mark)</p> <p>(1 mark)</p> <p>(1 mark)</p> <p>(1 mark)</p> <p>(1 mark)</p>	(Max 3 marks)

Question	Part	Sub Part	Marking Guidance	Mark	Comment
8	(f)	(iv)	<p><i>Explain how computerised processes could be used in: Attaching the pocket to the all-in-one sleepsuit.</i></p> <p>E.g. use of template</p> <p>Automated to achieve correct size and shape.</p> <p>Automated positioning of pocket on garment.</p> <p>Automated stitching for accuracy.</p> <p>Uses CNC control.</p> <p>Any 3 appropriate points, 1 mark each.</p>	<p>(1 mark)</p> <p>(1 mark)</p> <p>(1 mark)</p> <p>(1 mark)</p> <p>(1 mark)</p>	<p>(Max 3 marks)</p>

Question	Part	Sub Part	Marking Guidance	Mark	Comment
8	(g)		<p><i>The logo is designed for the pocket of a girl's all-in-one sleepsuit.</i> <i>Using the specification given below, show your idea for a different logo which could be used on a boy's sleepsuit.</i></p> <p><i>The logo must:</i></p> <ul style="list-style-type: none"> • <i>appeal to boys between the ages of 3 and 6</i> • <i>use at least four different colours</i> • <i>use two different techniques.</i> <p><i>Annotate your design to show the fabric and features and explain why they are appropriate.</i></p> <p>Look for an interesting design with 4 colours clearly shown/labelled. 2 different techniques should be included, eg appliqué, embroidery/machine embroidery, printing, quilting. CAD/CAM is not a technique! There should be some explanation of the boy appeal and reference to relevant materials used. It is helpful to understand the design if it is shown in relation to a pocket shape – if this is missing then there is a maximum of 7 marks.</p> <p>Marks awarded as follows:</p> <ul style="list-style-type: none"> • No answer worthy of credit. • Weak design which lacks clarity about the style, colour and its relationship to a pocket. There will be a lack of information about why the logo is suitable. • Design is adequate and clearly shows a logo which may not be the most appropriate or meet all the criteria. Information will be sufficient to indicate what is intended but there may be some areas which lack clarity. • Clearly presented and explained design which meets all of the criteria and will be appropriate for intended market. There will be an attempt to show some originality. 	<p>(0 mark)</p> <p>(1 – 2 marks)</p> <p>(3 – 5 marks)</p> <p>(6 – 8 marks)</p>	<p>(Max 8 marks)</p>