



Oxford Cambridge and RSA

GCE

Classical Civilisation

H008/22: Imperial image

AS Level

Mark Scheme for June 2022

OCR (Oxford Cambridge and RSA) is a leading UK awarding body, providing a wide range of qualifications to meet the needs of candidates of all ages and abilities. OCR qualifications include AS/A Levels, Diplomas, GCSEs, Cambridge Nationals, Cambridge Technicals, Functional Skills, Key Skills, Entry Level qualifications, NVQs and vocational qualifications in areas such as IT, business, languages, teaching/training, administration and secretarial skills.

It is also responsible for developing new specifications to meet national requirements and the needs of students and teachers. OCR is a not-for-profit organisation; any surplus made is invested back into the establishment to help towards the development of qualifications and support, which keep pace with the changing needs of today's society.

This mark scheme is published as an aid to teachers and students, to indicate the requirements of the examination. It shows the basis on which marks were awarded by examiners. It does not indicate the details of the discussions which took place at an examiners' meeting before marking commenced.

All examiners are instructed that alternative correct answers and unexpected approaches in candidates' scripts must be given marks that fairly reflect the relevant knowledge and skills demonstrated.

Mark schemes should be read in conjunction with the published question papers and the report on the examination.

© OCR 2022

MARKING INSTRUCTIONS**PREPARATION FOR MARKING ON RM ASSESSOR**

1. Make sure that you have accessed and completed the relevant training packages for on-screen marking: *RM Assessor Online Training*; *OCR Essential Guide to Marking*.
2. Make sure that you have read and understood the mark scheme and the question paper for this unit. These are posted on the RM Cambridge Assessment Support Portal <http://www.rm.com/support/ca>.
3. Prior to the SSU meeting, if it is a small panel or you are a Team Leader log-in to RM Assessor and mark the **required number** of 'scripts' requested by your PE.
4. During/After the standardisation meeting: **YOU MUST MARK 10 PRACTICE AND 10 STANDARDISATION RESPONSES BEFORE YOU CAN BE APPROVED TO MARK LIVE SCRIPTS.**

MARKING INSTRUCTIONS

1. Mark strictly to the mark scheme.
2. Marks awarded must relate directly to the marking criteria.
3. The schedule of dates is very important. It is essential that you meet the RM Assessor 50% and 100% deadlines. If you experience problems, you must contact your Team Leader (Supervisor) without delay.
4. If you are in any doubt about applying the mark scheme, consult your Team Leader by telephone, email or via the RM Assessor messaging system.
5. **Crossed Out Responses**
Where a candidate has crossed out a response and provided a clear alternative then the crossed out response is not marked. Where no alternative response has been provided, examiners may give candidates the benefit of the doubt and mark the crossed out response where legible.

Rubric Error Responses – Optional Questions

Where candidates have a choice of question across a whole paper or a whole section and have provided more answers than required, then all responses are marked and the highest mark allowable within the rubric is given. Enter a mark for each question answered into RM assessor, which will select the highest mark from those awarded. (The underlying assumption is that the candidate has penalised themselves by attempting more questions than necessary in the time allowed.)

Contradictory Responses

When a candidate provides contradictory responses, then no mark should be awarded, even if one of the answers is correct.

Short Answer Questions (requiring only a list by way of a response, usually worth only **one mark per response**)

Where candidates are required to provide a set number of short answer responses then only the set number of responses should be marked. The response space should be marked from left to right on each line and then line by line until the required number of responses have been considered. The remaining responses should not then be marked. Examiners will have to apply judgement as to whether a 'second response' on a line is a development of the 'first response', rather than a separate, discrete response. (The underlying assumption is that the candidate is attempting to hedge their bets and therefore getting undue benefit rather than engaging with the question and giving the most relevant/correct responses.)

Short Answer Questions (requiring a more developed response, worth **two or more marks**)

If the candidates are required to provide a description of, say, three items or factors and four items or factors are provided, then mark on a similar basis – that is downwards (as it is unlikely in this situation that a candidate will provide more than one response in each section of the response space.)

Longer Answer Questions (requiring a developed response)

Where candidates have provided two (or more) responses to a medium or high tariff question which only required a single (developed) response and not crossed out the first response, then only the first response should be marked. Examiners will need to apply professional judgement as to whether the second (or a subsequent) response is a 'new start' or simply a poorly expressed continuation of the first response.

6. Always check the pages (and additional objects if present) at the end of the response in case any answers have been continued there. If the candidate has continued an answer there then add a tick to confirm that the work has been seen.
 - a. Where generic answer booklets are used, all pages must contain an annotation, or RM Assessor will not allow you to submit the script. Where no response is given by a candidate on a whole page the 'BP' annotation **must** be applied.
 - b. Where additional objects are present, all pages must contain an annotation, or RM Assessor will not allow you to submit the script. Where no response is given by a candidate on a whole page the 'BP' annotation **must** be applied.
7. Where candidates have a choice of questions across a whole paper or a whole section and have provided more answers than required, then all responses are marked and the highest mark allowable within the rubric is given. Enter a mark for each question answered into RM assessor, which will select the highest mark from those awarded. (*The underlying assumption is that the candidate has penalised themselves by attempting more questions than necessary in the time allowed.*)
8. There is a NR (No Response) option. Award NR if:
 - there is nothing written at all in the answer spaceNote: Award 0 marks for an attempt that earns no credit (including copying out the question).



Team Leaders must confirm the correct use of NR with their examiners before live marking commences and should check this when reviewing scripts.












9. The RM Assessor **comments box** is used by your Team Leader to explain the marking of the practice responses. Please refer to these comments when checking your practice responses. **Do not use the comments box for any other reason.** If you have any questions or comments for your Team Leader, use the phone, the RM Assessor messaging system, or e-mail.
10. Assistant Examiners will send a brief report on the performance of candidates to their Team Leader (Supervisor) via email by the end of the marking period. The report should contain notes on particular strengths displayed as well as common errors or weaknesses. Constructive criticism of the question paper/mark scheme is also appreciated.
11. For answers marked by levels of response:
 - a. **To determine the level** – start at Level 3 and work outwards until you reach the level that matches the answer.
 - b. **To determine the mark within the level**, consider the following:

Descriptor	Award mark
On the borderline of this level and the one below	At bottom of level
Just enough achievement on balance for this level	Above bottom and either below middle or at middle of level (depending on number of marks available)
Meets the criteria but with some slight inconsistency	Above middle and either below top of level or at middle of level (depending on number of marks available)
Consistently meets the criteria for this level	At top of level

Annotations

These are the annotations, (including abbreviations), used in RM Assessor, which are used when marking:

Symbol	Description	Comment
	Tick	worthy of credit
	?	unclear

	S	error of spelling
	E	error of grammar, punctuation or expression
	F	error of fact
	^	omission
	H Line	to draw an attention to an error
	H Wavy Line	to draw attention to something
	H Wavy Line	to draw attention to something
.....	Highlight	as directed by PE
	IRRL	irrelevant point
	REP	conspicuous repetition
	L	illegible word or phrase
	BP	Blank Page – this annotation must be used on all blank pages within an answer booklet and on each page of an additional object where there is no candidate response.

Introduction

Your first task as an Examiner is to become thoroughly familiar with the material on which the examination depends. You should ensure that you have copies of these materials:

- the specification, especially the assessment objectives
- the question paper and its rubrics
- the mark scheme.

You should ensure also that you are familiar with the administrative procedures related to the marking process. These are set out in the OCR booklet **Instructions for Examiners**. If you are examining for the first time, please read carefully **Appendix 5 Introduction to Script Marking: Notes for New Examiners**. Please ask for help or guidance whenever you need it. Your first point of contact is your Team Leader.

Using the mark scheme

Please study this mark scheme carefully. The mark scheme is an integral part of the process that begins with the setting of the question paper and ends with the awarding of grades. Question papers and mark schemes are developed in association with each other so that issues of differentiation and positive achievement can be addressed from the very start.

This mark scheme is a working document; it is not exhaustive; it does not provide 'correct' answers. The mark scheme can only provide 'best guesses' about how the question will work out, and it is subject to revision after we have looked at a wide range of scripts.

The Team Leader standardisation (SSU) meeting will ensure that the mark scheme covers the range of candidates' responses to the questions, and that all Examiners understand and apply the mark scheme in the same way. The mark scheme will be discussed and amended at the meeting, and administrative procedures will be confirmed.

Please read carefully all the scripts in your allocation and make every effort to look positively for achievement throughout the ability range. Always be prepared to use the full range of marks.

Information and instructions for examiners

The practice scripts provide you with *examples* of the standard of each level. The marks awarded for these scripts will have been agreed by the Team Leaders and will be discussed fully at SSU.

The specific task-related indicative content for each question will help you to understand how the level descriptors may be applied. However, this indicative content **does not** constitute the mark scheme: it is material that candidates **might** use, grouped according to each assessment objective tested by the question. It is hoped that candidates will respond to questions in a variety of ways. Rigid demands for 'what must be a good answer' would lead to a distorted assessment. Candidates' answers must be relevant to the question. Beware of prepared answers that do not show the candidate's thought and which have not been adapted to the thrust of the question. Beware also of answers where candidates attempt to reproduce interpretations and concepts that they have been taught but have only partially understood.

ASSESSMENT OBJECTIVES

Candidates are expected to demonstrate the following in the context of the content described for the individual component:

AO1 Demonstrate knowledge and understanding of:

- literature, visual/material culture and classical thought
- how sources and ideas reflect, and influence, their cultural contexts
- possible interpretations of sources, perspectives and ideas by different audiences and individuals.

AO2 Critically analyse, interpret and evaluate literature, visual/material culture, and classical thoughts, using evidence to make substantiated judgements and produce coherent and reasoned arguments.

Individual questions are designed to allow the distribution of marks between the Assessment Objectives. For some points based marking and the levels of response questions you are required to identify a candidate's performance under each assessment objective and award marks accordingly.

Marking Scripts

Answers must be marked using the level descriptors in the marking grids and a mark awarded for each Assessment Objective.

The points in the mark scheme are **indicative content only** and offer some question specific guidance. Credit should be given for other points and different views, if they seem possible and are well argued or supported by good evidence.

You must avoid negative marking - don't deduct marks for individual errors. All marks should be allocated by reference to the assessment grid.

Any queries on unexpected answers please consult your Team Leader/Principal Examiner.

Using annotations

- Take great care to place a tick (see below) against any valid points that lead you to think at all favourably of the answer.
- **Do not leave any page unmarked** (as a last resort tick the very bottom of a page to indicate that you have read it - otherwise Team Leaders/Principal Examiners cannot tell whether account has been taken of that page).
- Underline errors and place the appropriate symbol in the margin.
- Indicate that you have looked at every page of the answer booklet by placing the **BP** symbol at the top and bottom of any blank pages.

Ticks: these are the simplest, quickest and most efficient means for examiners to convey approval to Senior Examiners, and they should be inserted where they can be most effective. If the point you wish to highlight is in the middle of a paragraph, then put the tick in the middle of a line in the middle of a paragraph. Overuse of the tick tends to devalue its effectiveness.

Do use ticks to draw attention to anything worthy of credit [even single words].

Do not use ticks as a substitute for marking/assessment; marks for questions must be determined by reference to the assessment grid, **NOT** by mechanical addition of ticks.

Highlighting: use highlighting as directed by your Principal Examiner.

QUALITY OF EXTENDED RESPONSE

- Reasonable but not excessive account should be taken of particularly poor spelling (**S**), punctuation, and other defects in English grammar and expression (**E**).
- Legibility: use the sign (**L**) in the margin to areas of a script which you cannot read.
- Extreme cases of illegibility should be referred to your Team Leader/Principal Examiner.

Question	Indicative Content	Marks	Guidance						
Section A									
1 (a)	<p>What metal is the coin in Source A made from?</p> <ul style="list-style-type: none"> Gold (1). 	1 (AO1)							
1 (b)	<p>Why do you think Octavian (Augustus) decided to issue the coin in Source A in 43 BC? Make two points</p> <ul style="list-style-type: none"> The year he became consul (1). Promote his image (1) (including religion). To link himself to Julius Caesar (1) Earliest attempt at self-promotion (1) (Caesar had also done this). Gain popularity (1) 	2 (AO2)	Accept all valid answers.						
2	<p>Explain how the coin in Source A shows that Octavian (Augustus) and Julius Caesar were both similar and different. Make four points and support each point with reference to Source A.</p> <p>Accept any four points and award up to two marks each. Assess against point-by-point marking grid below.</p> <table border="1" data-bbox="349 1094 1294 1337"> <tbody> <tr> <td data-bbox="349 1094 423 1185">2</td> <td data-bbox="423 1094 1294 1185">expresses a valid point, with accurate, relevant and suitably explained reference to the passage.</td> </tr> <tr> <td data-bbox="349 1185 423 1276">1</td> <td data-bbox="423 1185 1294 1276">expresses a valid point, but is not fully supported by an appropriate selection evidence from the passage.</td> </tr> <tr> <td data-bbox="349 1276 423 1337">0</td> <td data-bbox="423 1276 1294 1337">Point is not valid, or none are drawn</td> </tr> </tbody> </table> <p>Similar</p> <ul style="list-style-type: none"> Caesar had held power which Augustus wanted to tap into. (AO2) 	2	expresses a valid point, with accurate, relevant and suitably explained reference to the passage.	1	expresses a valid point, but is not fully supported by an appropriate selection evidence from the passage.	0	Point is not valid, or none are drawn	<p>4 (AO1)</p> <p>4 (AO2)</p>	<p><i>AO1 marks are awarded for the selection of material from the source.</i></p> <p><i>AO2 marks for the interpretation, analysis and evaluation of this outlined in the Levels of Response grid.</i></p> <p><i>The indicative content is a description of possible content. All legitimate answers and approaches must be credited appropriately.</i></p> <p>At least one point from each.</p>
2	expresses a valid point, with accurate, relevant and suitably explained reference to the passage.								
1	expresses a valid point, but is not fully supported by an appropriate selection evidence from the passage.								
0	Point is not valid, or none are drawn								

Question	Indicative Content	Marks	Guidance
	<ul style="list-style-type: none"> ○ <i>Uses same name: C. Caesar. (AO1)</i> • Shows both as respecters of religion. (AO2) <ul style="list-style-type: none"> ○ <i>Lists Pont Maxi and Pont Aug. (AO1)</i> • Julius Caesar had also issued coins. (AO2) <ul style="list-style-type: none"> ○ <i>Augustus shows that he issues coins like Julius Caesar. (AO1)</i> • Similar poses. (AO2) <ul style="list-style-type: none"> ○ <i>Both facing same way as if in unity. (AO1)</i> <p>Different</p> <ul style="list-style-type: none"> • He avoids being seen as dictator. (AO2) <ul style="list-style-type: none"> ○ <i>He uses term consul which was by election. (AO1)</i> • Caesar is associated with military prowess and war; Octavian is a man of peace. (AO2) <ul style="list-style-type: none"> ○ <i>Julius Caesar wears a laurel wreath; Octavian does not. (AO1)</i> 		
3	<p>Who is 'Cytherean' referred to in line 1 of Source B?</p> <ul style="list-style-type: none"> • Venus (1). 	1 (AO1)	
4	<p>Why is Augustus referred to as Julius Caesar's 'son' in line 2 of Source B?</p> <ul style="list-style-type: none"> • He was adopted by Julius Caesar (1). • He was his heir (1) 	1 (AO1)	
5	<p>Who are the 'Roman General' and his 'Egyptian consort' referred to in line 8 of Source B?</p> <ul style="list-style-type: none"> • (Mark) Antony (1). • Cleopatra (1). 	2 (AO1)	

6	<p>Give the name of the ‘virtuous wife’ referred to in lines 16 and 17 of Source B.</p> <ul style="list-style-type: none"> Livia (1). 	1 (AO1)							
7	<p>Explain how Ovid in Source B gives a positive image of Augustus. Make four points and support each point with reference to Source B.</p> <p>Accept any four points and award up to two marks each. Assess against point-by-point marking grid below.</p> <table border="1" data-bbox="349 603 1294 842"> <tr> <td data-bbox="349 603 427 692">2</td> <td data-bbox="427 603 1294 692">expresses a valid point, with accurate, relevant and suitably explained reference to the passage.</td> </tr> <tr> <td data-bbox="349 692 427 782">1</td> <td data-bbox="427 692 1294 782">expresses a valid point, but is not fully supported by an appropriate selection evidence from the passage.</td> </tr> <tr> <td data-bbox="349 782 427 842">0</td> <td data-bbox="427 782 1294 842">Point is not valid, or none are drawn</td> </tr> </table> <p>Examples of a positive image might include:</p> <ul style="list-style-type: none"> Augustus is sole ruler. (AO2) <ul style="list-style-type: none"> <i>Will carry the burden placed upon him alone.</i> (AO1) his divine lineage was recognised. (AO2) <ul style="list-style-type: none"> <i>As heir to his name.</i> (AO1) Long list of military achievements. (AO2) <ul style="list-style-type: none"> <i>Pharsalia will know him; Macedonian Philippi.</i> (AO1) The empire will be vast good for the people. (AO2) <ul style="list-style-type: none"> <i>Wherever earth contains habitable land, it will be his.</i> (AO1) Bringer of Peace. (AO2) <ul style="list-style-type: none"> <i>When the world is at peace.</i> (AO1) Flattery of family. (AO2) <ul style="list-style-type: none"> <i>Virtuous wife.</i> (AO1) 	2	expresses a valid point, with accurate, relevant and suitably explained reference to the passage.	1	expresses a valid point, but is not fully supported by an appropriate selection evidence from the passage.	0	Point is not valid, or none are drawn	4 (AO1) 4 (AO2)	<p><i>AO1 marks are awarded for the selection of material from the source.</i></p> <p><i>AO2 marks for the interpretation, analysis and evaluation of this outlined in the Levels of Response grid.</i></p> <p><i>The indicative content is a description of possible content. All legitimate answers and approaches must be credited appropriately.</i></p>
2	expresses a valid point, with accurate, relevant and suitably explained reference to the passage.								
1	expresses a valid point, but is not fully supported by an appropriate selection evidence from the passage.								
0	Point is not valid, or none are drawn								

<p>8*</p>	<p>Explain how successfully Octavian (Augustus), in his career, used the benefits and avoided the possible dangers of his association with Julius Caesar.</p> <p>AO1 Candidates might show knowledge and understanding of:</p> <ul style="list-style-type: none"> • Source A – strong link with Julius Caesar. • Source A – both shown as a priest. • Source A – Octavian is bare headed; Julius Caesar has a laurel wreath. • Source B - Divine link to Julius Caesar, military successes listed. • “Comet coin” • <i>Res Gestae</i> – Augustus lists his achievements. • Mentions of Julius Caesar in poetry. • Suetonius. <p>AO2 Candidates may demonstrate evaluation and analysis through the use of Benefits of association</p> <ul style="list-style-type: none"> • Augustus needed to get into power and Julius Caesar was his ticket. • He needed justification /approval by the gods through divine lineage. • Both shown as respecters of religion. • he punished/avenged his father’s killers. <p>Avoids dangers</p> <ul style="list-style-type: none"> • Caesar : military prowess and war; Octavian :man of peace. • He avoids being seen as a dictator • “Supports” the republic 	<p>8 (AO1)</p> <p>8 (AO2)</p>	<p><i>The indicative content is a description of possible content only; all legitimate answers and approaches must be credited appropriately.</i></p> <p><i>Assess using the marking grids for the 20-mark extended response.</i></p> <p><i>Whilst candidates may use the provided source as a starting point, they should not be penalised if they offer a full and detailed response which does not do so.</i></p>
-----------	---	---------------------------------------	--

Section B			
Question	Indicative Content	Marks	Guidance
9*	<p>Assess to what extent you agree that Augustus' building programme was the best way to him give a positive image of himself. In your answer, you should consider both visual/material culture and literary sources.</p> <p>AO1 Candidates should have knowledge of prescribed sources relevant to Augustus's building programme:</p> <p>Literature might include:</p> <ul style="list-style-type: none"> • Res Gestae- his refurbishment of buildings - 82. • Propertius Elegies 4.6- Temple of Apollo. • Suetonius. <p>Non-literary:</p> <ul style="list-style-type: none"> • Forum of Augustus and Temple of Mars Ultor. • Mausoleum of Augustus (with Res gestae). • Coins. • Statues (Prima porta). <p>AO2 Learners may well agree with this statement as building have huge impact.</p> <ul style="list-style-type: none"> • Refurbishment of temples encouraged all to become more religious. This was both positive and effective. Building of new temples emphasised close connection with the gods. • Rome had to look good to visiting dignitaries. • Rome had to look good as centre of the Golden Age. • This had an impact only on the people of Rome but this is where his senior supporters lived. <p>However</p> <ul style="list-style-type: none"> • Maecenas did a good job of promoting Augustus through the Augustan poets. • Coins could not carry enough information and could be misinterpreted but were seen throughout the empire. • Statues showed an image of Augustus. 	<p>10 (AO1)</p> <p>15 (AO2)</p>	<p><i>The indicative content is a description of possible content only; all legitimate answers and approaches must be credited appropriately.</i></p> <p><i>Ara Pacis was vowed by the Senate but discussion can be given credit.</i></p>

<p>10*</p>	<p>‘Most Romans thought that Augustus was the perfect <i>Pater Patriae</i>.’ Explain how the sources you have studied show that this statement is true. In your answer, you should consider Augustus’ success in portraying his role as <i>Pater Patriae</i> to different classes of Roman society.</p> <p>AO1 Candidates might show knowledge and understanding of:</p> <ul style="list-style-type: none"> • The term <i>Pater Patriae</i>. • <i>Res Gestae</i>. • Ovid. • Suetonius. • <i>Ara Pacis</i>. • Different classes of Roman society: Ordinary citizens, <i>equites</i>, senators, those living in the provinces. <p>AO2 Perfect Candidates might offer discussion of:</p> <ul style="list-style-type: none"> • Augustus title <i>Pater Patriae</i> and Augustus promotion of himself in the <i>Res Gestae</i>. • Modest living: simple food and clothing made by his female members of his household. • Encouragement of morality and “proper” behaviour regarding marriage, adultery, childbearing, religion and luxury. Effects of <i>Lex Julia</i> and other reforms. • personal Roman qualities However • His daughter Julia might not agree. • The effect of spin (as achieved from Maecenas). • Suetonius describes Augustus’ private life as not reflecting his public image. 	<p>10 (AO1)</p> <p>15 (AO2)</p>	<p><i>The indicative content is a description of possible content only; all legitimate answers and approaches must be credited appropriately.</i></p> <p>Credit knowledge of laws</p>
-------------------	---	---	---

Guidance on applying the marking grids for the 16-mark extended response

Two Assessment Objectives are being assessed in this question: AO1 and AO2. The two Assessment Objectives are equally weighted. Examiners must use a best fit approach to the marking grid. Where there are both strengths and weaknesses in a particular response examiners should carefully consider which level is the best fit for the performance overall. Note that candidates can achieve different levels in each assessment objective, for example a Level 3 for AO1, and a Level 2 for AO2.

When using this grid:

- **Determine the level:** start at the highest level and work down until you reach the level that matches the answer
- **Determine the mark within the level:** consider whether the response consistently meets the criteria for the level, and/or could be described as closer to the level above or the one below
- Marks for questions must be determined by reference to the assessment grid, **NOT** by mechanical addition of ticks.

AO1			AO2		
Level	Marks	Characteristics of Performance	Level	Marks	Characteristics of Performance
4	7–8	<ul style="list-style-type: none"> • very detailed knowledge and a thorough understanding of the material studied • use of a range of well selected, accurate and precise material from classical sources, and appropriate, effective use of their cultural context and possible interpretation 	4	7–8	<ul style="list-style-type: none"> • a very good response to the question containing a wide range of relevant points leading to convincing conclusions • points are very well supported by critical perceptive analysis, interpretation and evaluation of classical sources <p><i>the response is logically structured, with a well-developed and clear line of reasoning</i></p>
3	5–6	<ul style="list-style-type: none"> • good knowledge and understanding of the material studied • use of a range of well selected, mostly accurate, material from classical sources, and appropriate use of their cultural context and possible interpretation 	3	5–6	<ul style="list-style-type: none"> • a good response to the question containing a range of relevant points leading to appropriate conclusions • points are generally supported by analysis, interpretation and evaluation of classical sources <p><i>the response presents a line of reasoning which is mostly relevant and has some structure</i></p>
2	3–4	<ul style="list-style-type: none"> • sound knowledge and understanding of the material studied • use of a limited range of material from classical sources with some degree of accuracy, and limited use of their cultural context and possible interpretation 	2	3–4	<ul style="list-style-type: none"> • a sound response to the question containing some relevant points leading to tenable conclusions • some points are supported by analysis, interpretation and evaluation of classical sources <p><i>the response presents a line of reasoning but may lack structure</i></p>
1	1–2	<ul style="list-style-type: none"> • limited knowledge and understanding of the material studied • use of little accurate material from classical sources and little or no use of their cultural context and possible interpretation 	1	1–2	<ul style="list-style-type: none"> • limited engagement with the question, any points or conclusions made may be weak and/or limited in relevancy • isolated use of classical sources with little analysis, interpretation and evaluation <p><i>the information is communicated in an unstructured way</i></p>
0	0	No response worthy of credit		0	No response worthy of credit

Guidance on applying the marking grids for the 25-mark extended response

Two Assessment Objectives are being assessed in this question: AO1 and AO2. The two Assessment Objectives are equally weighted. Examiners must use a best fit approach to the marking grid. Where there are both strengths and weaknesses in a particular response examiners should carefully consider which level is the best fit for the performance overall. Note that candidates can achieve different levels in each assessment objective, for example a Level 3 for AO1, and a Level 2 for AO2.

When using this grid:

- **Determine the level:** start at the highest level and work down until you reach the level that matches the answer
- **Determine the mark within the level:** consider whether the response consistently meets the criteria for the level, and/or could be described as closer to the level above or the one below

AO1			AO2		
Level	Marks	Characteristics of Performance	Level	Marks	Characteristics of Performance
5	9–10	<ul style="list-style-type: none"> • very detailed knowledge and a thorough understanding of the material studied • use of a range of well selected, accurate and precise material from classical sources, and appropriate, effective use of their cultural context and possible interpretation 	5	13–15	<ul style="list-style-type: none"> • a very good response to the question containing a wide range of relevant points leading to convincing conclusions • points are very well supported by critical perceptive analysis, interpretation and evaluation of classical sources <p><i>the response is logically structured, with a well-developed, sustained and coherent line of reasoning</i></p>
4	7–8	<ul style="list-style-type: none"> • detailed knowledge and a sound understanding of the material studied • use of a range of well selected, mostly accurate, material from classical sources, and appropriate use of their cultural context and possible interpretation 	4	10–12	<ul style="list-style-type: none"> • a good response to the question containing a range of relevant points leading to appropriate conclusions • points are consistently supported by critical analysis, interpretation and evaluation of classical sources <p><i>the response is logically structured, with a well-developed and clear line of reasoning</i></p>
3	5–6	<ul style="list-style-type: none"> • reasonable knowledge and understanding of the material studied • use of a range of mostly accurate material from classical sources, and some use of their cultural context and possible interpretation 	3	7–9	<ul style="list-style-type: none"> • a reasonable response to the question containing some relevant points leading to tenable conclusions • points are generally supported by analysis, interpretation and evaluation of classical sources <p><i>the response presents a line of reasoning which is mostly relevant and has some structure</i></p>
2	3–4	<ul style="list-style-type: none"> • basic knowledge and understanding of the material studied • use of a limited range of material from classical sources with some degree of accuracy, and limited use of their cultural context and possible interpretation 	2	4–6	<ul style="list-style-type: none"> • a basic response to the question containing some points, which may be narrow in scope and limited in relevancy, leading to weak conclusions • points are occasionally supported by analysis, interpretation and evaluation of classical sources <p><i>the response presents a line of reasoning but may lack structure</i></p>
1	1–2	<ul style="list-style-type: none"> • limited knowledge and understanding of the material studied • use of little accurate material from classical sources and little or no use of their cultural context and possible interpretation 	1	1–3	<ul style="list-style-type: none"> • little engagement with the question and any points or conclusions made are of little or no relevance • isolated use of classical sources with little analysis, interpretation and evaluation <p><i>the information is communicated in an unstructured way</i></p>
	0	no response worthy of credit		0	no response worthy of credit

Assessment Objective Grid

Question	AO1	AO2
1a	1	
1b		2
2	4	4
3	2	
4a	1	
4b	2	
5	4	4
6	8	8
7/8	10	15
Total	32	33