

Candidate forename		Candidate surname	
-----------------------	--	----------------------	--

Centre number						Candidate number				
------------------	--	--	--	--	--	---------------------	--	--	--	--

**OXFORD CAMBRIDGE AND RSA EXAMINATIONS  
ADVANCED GCE**

**F324**

**CHEMISTRY A**

**Rings, Polymers and Analysis**

**WEDNESDAY 26 JANUARY 2011: Morning**

**DURATION: 1 hour**

**SUITABLE FOR VISUALLY IMPAIRED CANDIDATES**

**Candidates answer on the question paper.**

**OCR SUPPLIED MATERIALS:**

***Data Sheet for Chemistry A (inserted)***

**OTHER MATERIALS REQUIRED:**


**Scientific calculator**

**READ INSTRUCTIONS OVERLEAF**

## **INSTRUCTIONS TO CANDIDATES**

- **Write your name, centre number and candidate number in the boxes on the first page. Please write clearly and in capital letters.**
- **Use black ink. Pencil may be used for graphs and diagrams only.**
- **Read each question carefully. Make sure you know what you have to do before starting your answer.**
- **Write your answer to each question in the space provided. Additional paper may be used if necessary but you must clearly show your candidate number, centre number and question number(s).**
- **Answer ALL the questions.**

## **INFORMATION FOR CANDIDATES**

- The number of marks is given in brackets [ ] at the end of each question or part question.
-  Where you see this icon you will be awarded marks for the quality of written communication in your answer.

**This means for example you should:**

- ensure that text is legible and that spelling, punctuation and grammar are accurate so that meaning is clear;
- organise information clearly and coherently, using specialist vocabulary when appropriate.
- You may use a scientific calculator.
- A copy of the *Data Sheet for Chemistry A* is provided as an insert with this question paper.
- You are advised to show all the steps in any calculations.
- The total number of marks for this paper is 60.

**Answer ALL the questions.**

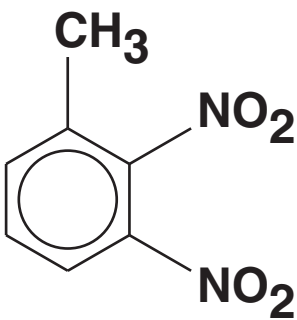
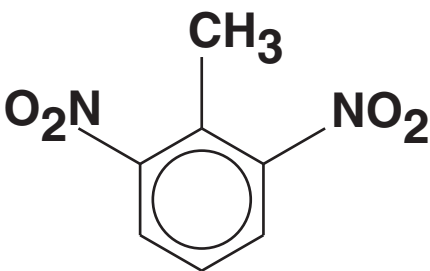
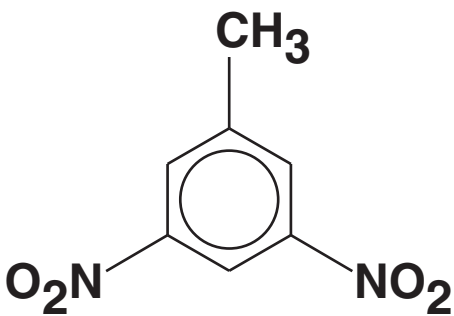
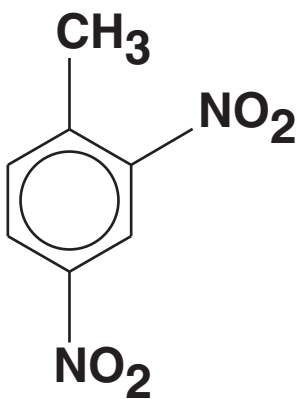
- 1 Methylbenzene,  $C_6H_5CH_3$ , is an aromatic hydrocarbon and is used widely as a solvent. It is readily nitrated and it can form mono-, di-, or tri-nitromethylbenzenes.**
- (a) 4-Nitromethylbenzene can be formed by the nitration of methylbenzene.**

**Outline the mechanism for the formation of 4-nitromethylbenzene from methylbenzene using  $NO_2^+$  as the electrophile.**

**[4]**

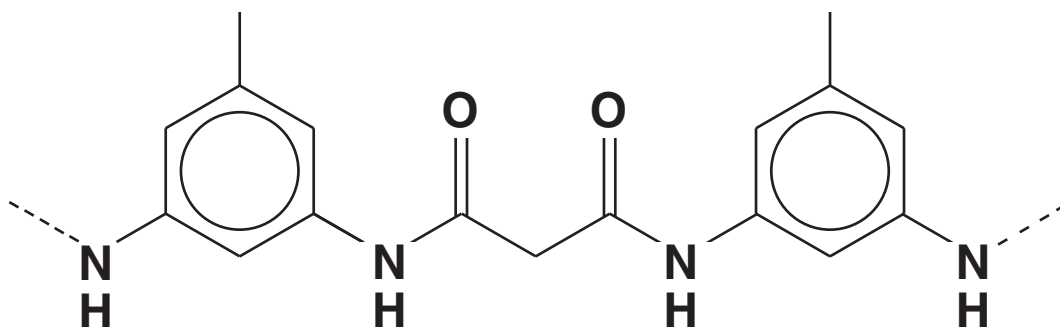
(b) There are six possible structural isomers of  $\text{CH}_3\text{C}_6\text{H}_3(\text{NO}_2)_2$  that are dinitromethylbenzenes. Four of the isomers are shown below.

Draw the structures of the other two isomers in the boxes provided.

 <p>isomer 1</p>	 <p>isomer 2</p>	 <p>isomer 3</p>
 <p>isomer 4</p>	<p>isomer 5</p>	<p>isomer 6</p>

[2]

- (c) A research chemist investigated whether dinitromethylbenzenes could be used in the manufacture of fibres. The chemist devised a TWO-stage synthesis of the condensation polymer below, starting from one of the isomers in part (b).

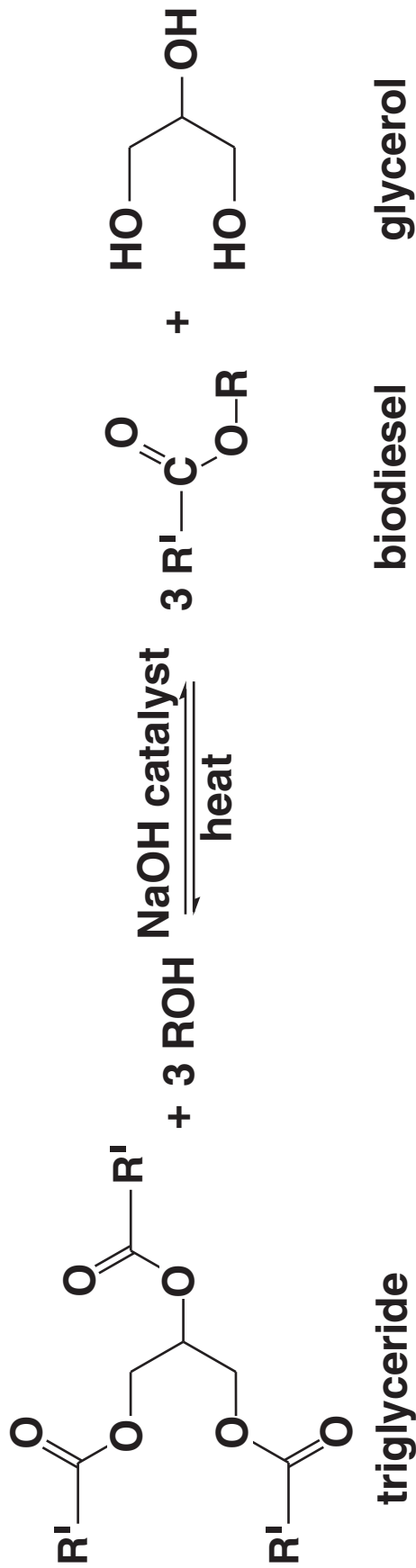


For the FIRST stage of the synthesis,

- Which of the isomers 1, 2, 3 or 4 could be used?
- Identify the product formed and state suitable reagents.
- Write an equation.



2 Esters of fatty acids are used as biodiesels. These esters can be produced from triglycerides by the transesterification process below.





**(a) Give the systematic name of glycerol.**

\_\_\_\_\_ [1]

**(b) (i) Suggest a suitable alcohol, ROH, that could be used industrially to make biodiesel.**

**Justify your answer.**

\_\_\_\_\_  
\_\_\_\_\_  
\_\_\_\_\_  
\_\_\_\_\_ [1]

**(ii) The alcohol, ROH, is added in excess.**

**Suggest why the alcohol has to be in excess.**

\_\_\_\_\_  
\_\_\_\_\_  
\_\_\_\_\_ [1]

**(c) Esters can also be made by reacting an alcohol with either a carboxylic acid or with an acid anhydride.**

**Write equations for the formation of ethyl propanoate,  $\text{CH}_3\text{CH}_2\text{COOCH}_2\text{CH}_3$ , starting from:**

- **a carboxylic acid and an alcohol,**
  
  
  
  
  
  
  
  
  
  
- **an acid anhydride and an alcohol.**

**[2]**

(d) Compound A,  $C_4H_8O_3$ , can lose water to form either:

compound B, a cyclic ester

OR

compound C, a polyester.

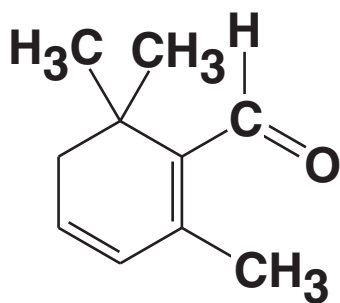
Identify compounds A, B and C.

<p style="text-align: center;"><b>compound A</b></p>	<p style="text-align: center;"><b>compound B</b></p>
<p style="text-align: center;"><b>compound C</b></p>	

[3]

[Total: 8]

- 3 Safranal, shown below, is an aldehyde which contributes to the aroma of saffron.**



**safranal**

**An undergraduate chemist investigated some reactions of safranal.**

- (a) She prepared a solution of Tollens' reagent and added a few drops of safranal. She then warmed the mixture for about 5 minutes in a water bath.

Describe what you would expect the chemist to see.

State the type of reaction that the safranal undergoes.

Draw the structure of the organic product formed in this reaction.

---

---

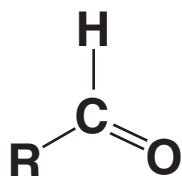
---

[3]

(b) The chemist then reduced safranal using an aqueous solution of  $\text{NaBH}_4$ .

Outline the mechanism for this reaction.

Use curly arrows and show any relevant dipoles.



can be used to represent safranal.

[4]

**(c) Suggest one reaction of safranal that does NOT involve the aldehyde group.**

**State the reagent, observation (if any) and draw the organic product.**

**reagent** \_\_\_\_\_

**observation** \_\_\_\_\_

**organic product**

**[3]**

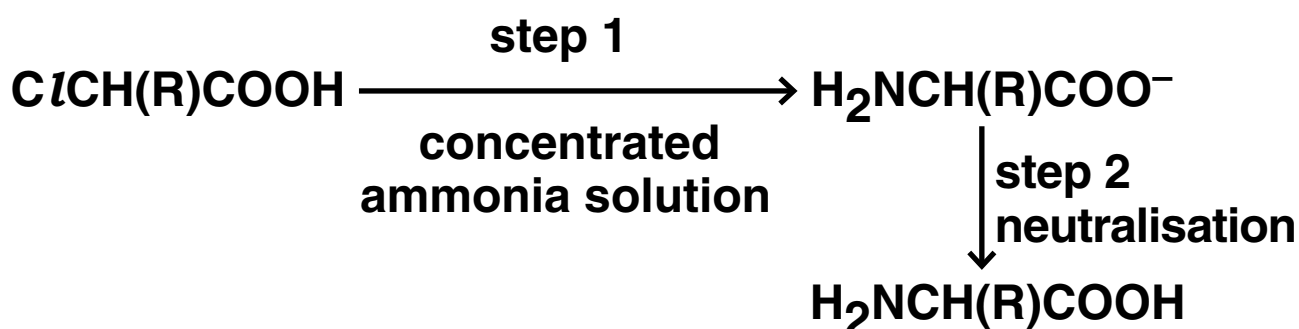
**[Total: 10]**

4 Read the passage below and answer the questions that follow.

$\alpha$ -Amino acids can be synthesised in the laboratory by the two synthetic routes below.

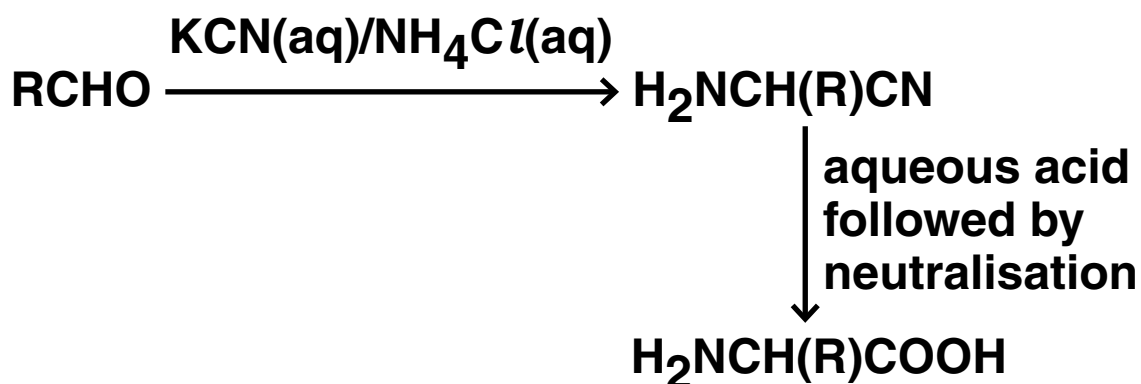
### SYNTHESIS 1

An  $\alpha$ -chlorocarboxylic acid is reacted with an excess of concentrated ammonia solution. The resulting solution is neutralised to produce an  $\alpha$ -amino acid.



### SYNTHESIS 2

An aldehyde is reacted with an aqueous solution of potassium cyanide and ammonium chloride. The resulting product is hydrolysed with aqueous acid and then neutralised to produce an  $\alpha$ -amino acid.





**(a) A chemist attempted the synthesis of the  $\alpha$ -amino acid alanine (where R is  $\text{CH}_3$ ) using SYNTHESIS 1.**

**(i) Write the equation for the reaction of  $\text{ClCH}(\text{CH}_3)\text{COOH}$  with excess concentrated ammonia solution,  $\text{NH}_3(\text{aq})$ , in STEP 1 of SYNTHESIS 1.**

**[1]**

**(ii) A disadvantage of SYNTHESIS 1 is that the  $\alpha$ -amino acid can react further. For example, in the synthesis of alanine, an impurity with molecular formula  $\text{C}_6\text{H}_{11}\text{NO}_4$  is also formed.**

**Draw the structure of this impurity.**

**[1]**

**(b) A chemist attempted the synthesis of the  $\alpha$ -amino acid aspartic acid (where R is  $\text{CH}_2\text{COOH}$ ) using SYNTHESIS 2.**

**(i) Draw the SKELETAL formula of the organic compound that could be used to synthesise aspartic acid using SYNTHESIS 2.**

**[1]**

**(ii) Draw 3D diagrams of the optical isomers of aspartic acid.**

**[2]**

**(c) Many pharmaceuticals also have a chiral centre.**

**Discuss two possible DISADVANTAGES of producing a chiral drug as a mixture of stereoisomers.**

**State TWO ways in which a single optical isomer might be synthesised.**

---

---

---

---

---

---

---

---

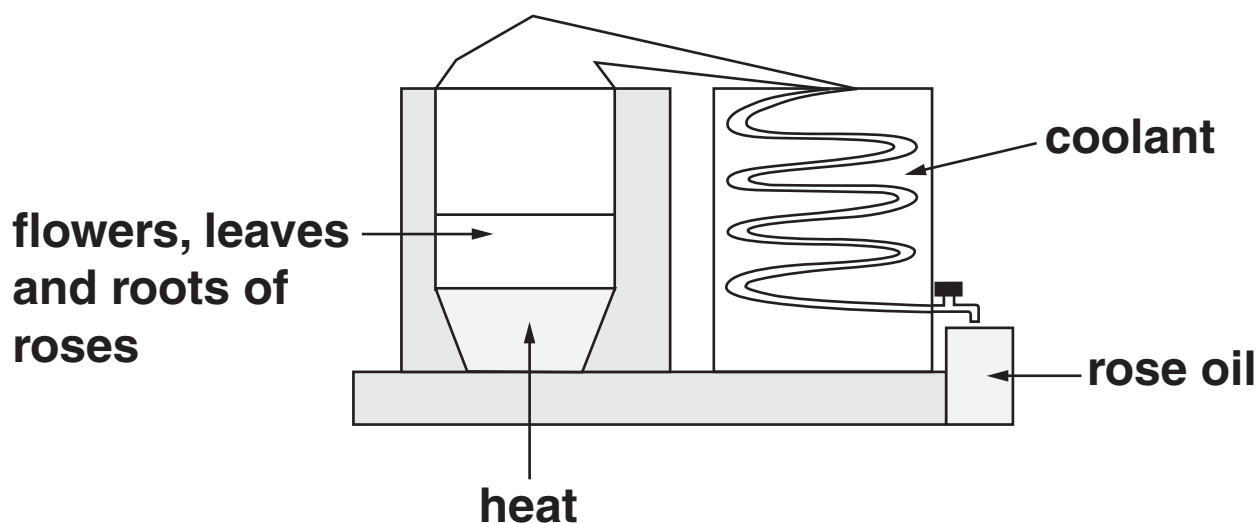
---

---

**[4]**

**[Total: 9]**

- 5 Rose oil can be extracted from the flowers, leaves and roots of roses using the apparatus below.



- (a) The rose oil contains a mixture of compounds, some of which can be separated by using thin-layer chromatography (TLC). The chromatogram obtained is shown below.

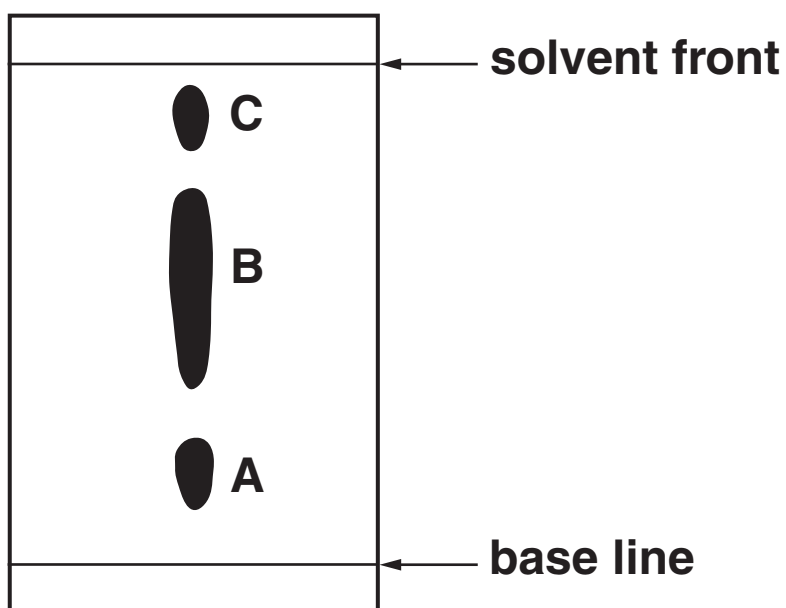


Fig. 5.1

- (i) Explain how TLC separates compounds in the mixture.



*In your answer, you should use appropriate technical terms, spelled correctly.*

---

---

---

---

[1]

- (ii) Estimate the  $R_f$  value of A.

[1]

- (iii) Using the chromatogram in Fig. 5.1, suggest why it is NOT possible to conclude that the rose oil contains ONLY three different compounds.

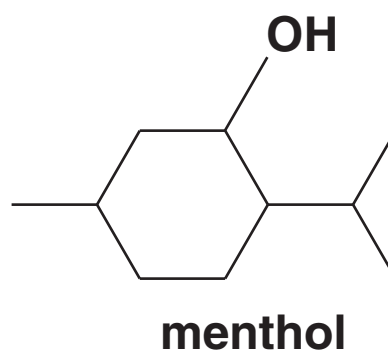
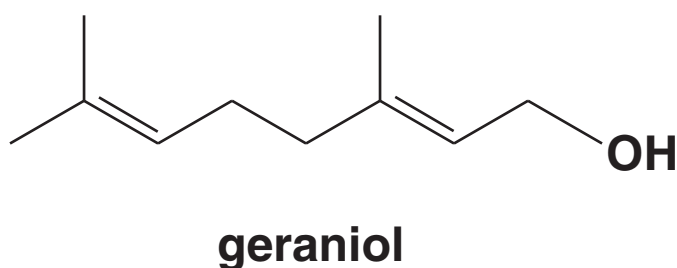
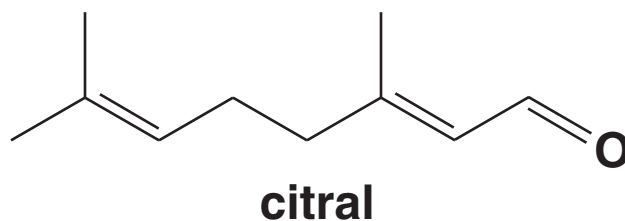
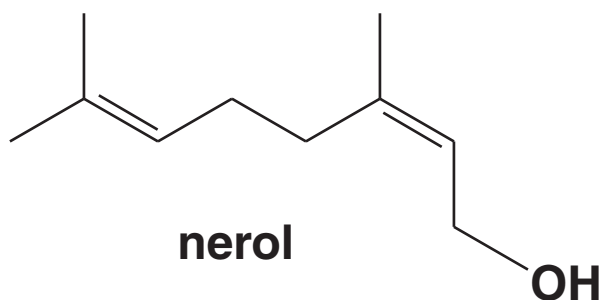
---

---

---

[1]

(b) GC–MS was used to identify the compounds present in the rose oil as nerol, geraniol, citral and menthol, shown below. These compounds all have stereoisomers.



(i) Explain how GC–MS can be used to identify these compounds in the rose oil.

---

---

---

[1]

(ii) Suggest, with a reason, which two compounds might be present in B in Fig. 5.1.

---

---

---

[1]

(iii) Explain what is meant by the term **STEREISOMERS**.

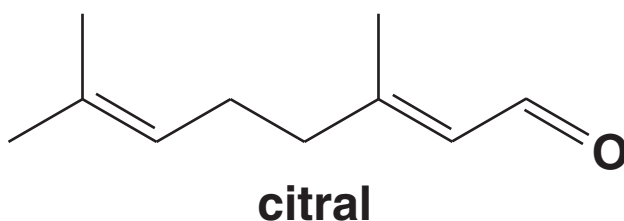
---

---

---

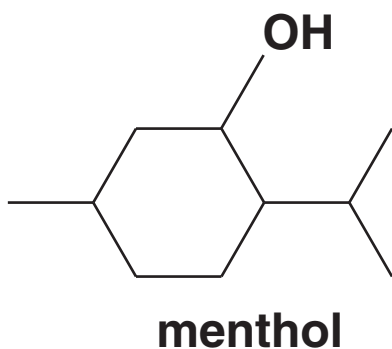
[1]

(iv) Draw a circle around the feature in citral that causes the stereoisomerism.



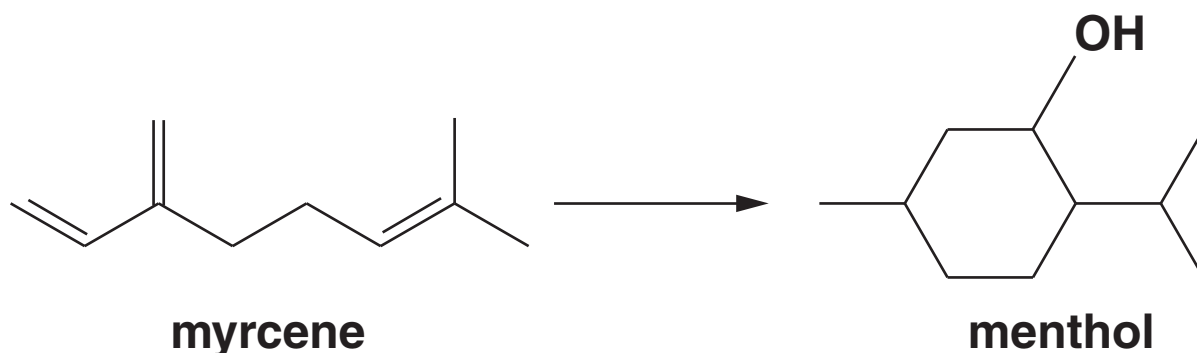
[1]

(v) Identify with asterisks (\*) ALL the chiral centres in menthol that cause the stereoisomerism.



[2]

- (c) Menthol is used in a wide range of products including lip balms, cough medicines and perfumery. The demand for menthol exceeds the supply from natural sources. Menthol is manufactured, using a chiral synthesis, from myrcene, a readily available starting material.



Calculate the mass of menthol that can be synthesised from 34.0 g of myrcene.  
The percentage yield is 60%.  $M_r$  (Myrcene) = 136.

mass of menthol = \_\_\_\_\_ g [3]

[Total: 12]

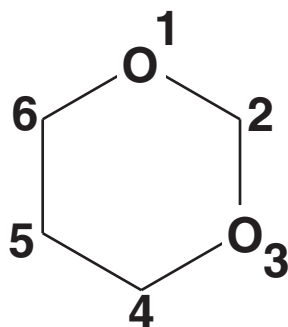


**BLANK PAGE**

**TURN OVER FOR QUESTION 6**

- 6 A company was planning to build a power station that will burn plastic waste. The local residents were concerned about possible emission of pollutants such as dioxanes and aromatic hydrocarbons. The residents employed an independent chemical engineer to advise about possible emissions.**

**Some scientists suspect that dioxanes, such as 1,3-dioxane, and aromatic hydrocarbons may be linked to some types of cancer.**



**1,3-dioxane**

**(a) Predict the splitting patterns in the proton NMR spectrum of 1,3-dioxane.**

**Identify which protons are responsible for each splitting pattern.**



***In your answer, you should use appropriate technical terms, spelled correctly.***

---

---

---

---

---

---

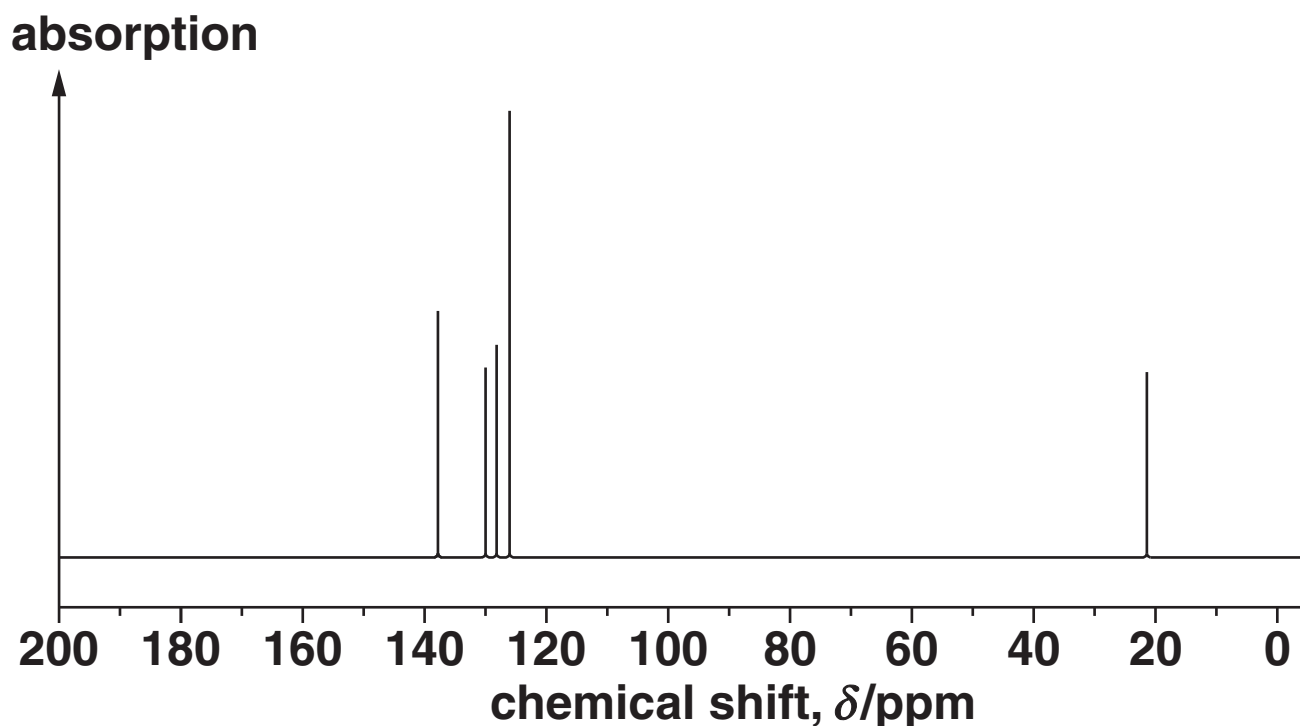
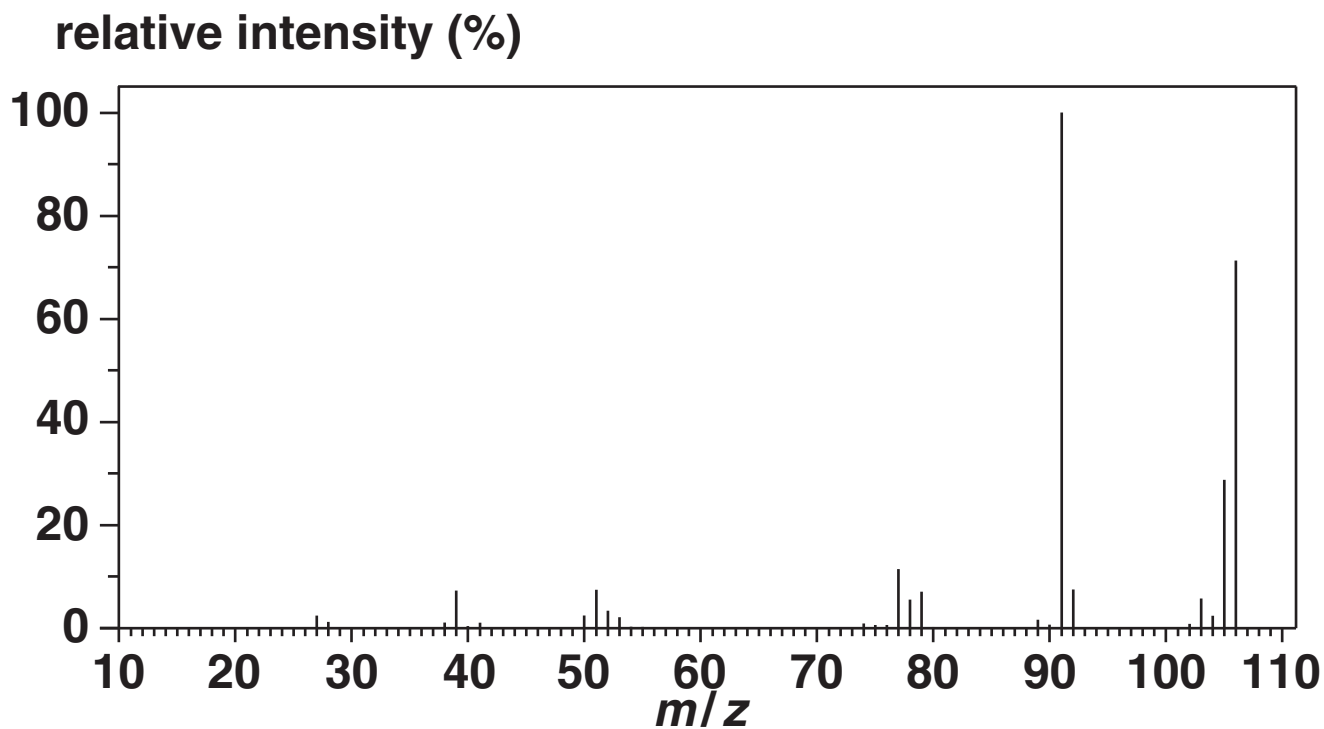
---

---

**[3]**

**TURN OVER FOR QUESTION 6 (b)**

(b) The independent chemical engineer investigated an unknown aromatic hydrocarbon. He obtained the mass spectrum and the  $^{13}\text{C}$  NMR spectrum of the aromatic hydrocarbon, which are shown below.







**BLANK PAGE**



## **Copyright Information**

**OCR is committed to seeking permission to reproduce all third-party content that it uses in its assessment materials. OCR has attempted to identify and contact all copyright holders whose work is used in this paper. To avoid the issue of disclosure of answer-related information to candidates, all copyright acknowledgements are reproduced in the OCR Copyright Acknowledgements Booklet. This is produced for each series of examinations and is freely available to download from our public website ([www.ocr.org.uk](http://www.ocr.org.uk)) after the live examination series.**

**If OCR has unwittingly failed to correctly acknowledge or clear any third-party content in this assessment material, OCR will be happy to correct its mistake at the earliest possible opportunity.**

**For queries or further information please contact the Copyright Team, First Floor, 9 Hills Road, Cambridge CB2 1GE.**

**OCR is part of the Cambridge Assessment Group; Cambridge Assessment is the brand name of University of Cambridge Local Examinations Syndicate (UCLES), which is itself a department of the University of Cambridge.**