

Please check the examination details below before entering your candidate information

Candidate surname

Other names

Centre Number

Candidate Number

| | | | | |
|--|--|--|--|--|
| | | | | |
|--|--|--|--|--|

| | | | |
|--|--|--|--|
| | | | |
|--|--|--|--|

Pearson Edexcel International Advanced Level

Time 1 hour 20 minutes

Paper
reference

WCH13/01

Chemistry

International Advanced Subsidiary/Advanced Level
UNIT 3: Practical Skills in Chemistry I

You must have:

Scientific calculator, ruler

Total Marks

Instructions

- Use **black** ink or ball-point pen.
- **Fill in the boxes** at the top of this page with your name, centre number and candidate number.
- Answer **all** questions.
- Answer the questions in the spaces provided
– *there may be more space than you need.*

Information

- The total mark for this paper is 50.
- The marks for **each** question are shown in brackets
– *use this as a guide as to how much time to spend on each question.*
- You will be assessed on your ability to organise and present information, ideas, descriptions and arguments clearly and logically, including your use of grammar, punctuation and spelling.
- A Periodic Table is printed on the back cover of this paper.

Advice

- Read each question carefully before you start to answer it.
- Show all your working in calculations and include units where appropriate.
- Try to answer every question.
- Check your answers if you have time at the end.

Turn over ►

P70966A

©2022 Pearson Education Ltd.

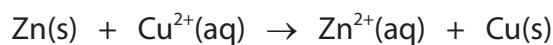
Q:1/1/1/




Pearson

Answer ALL the questions. Write your answers in the spaces provided.

- 1 An experiment is carried out to determine the enthalpy change for the reaction between zinc and copper(II) sulfate solution.



Procedure

- weigh 4.50 g of zinc powder into a weighing bottle
- use a measuring cylinder to transfer 50.0 cm³ of 1.00 mol dm⁻³ aqueous copper(II) sulfate into a polystyrene cup, held in a 250 cm³ beaker
- stir the solution with a thermometer, record the temperature to the nearest 0.5 °C and start a timer
- continue to stir the solution, recording the temperature every minute
- at exactly 3.5 minutes, add the zinc powder to the aqueous copper(II) sulfate, stirring continuously
- record the temperature of the solution every minute from 4.0 to 9.0 minutes.

The results are shown.

| | | | | | | | | | | |
|------------------|------|------|------|------|------|------|------|------|------|------|
| Time / min | 0.0 | 1.0 | 2.0 | 3.0 | 4.0 | 5.0 | 6.0 | 7.0 | 8.0 | 9.0 |
| Temperature / °C | 21.5 | 22.5 | 22.0 | 22.0 | 60.5 | 63.0 | 60.5 | 58.5 | 57.0 | 55.5 |

DO NOT WRITE IN THIS AREA

DO NOT WRITE IN THIS AREA

DO NOT WRITE IN THIS AREA



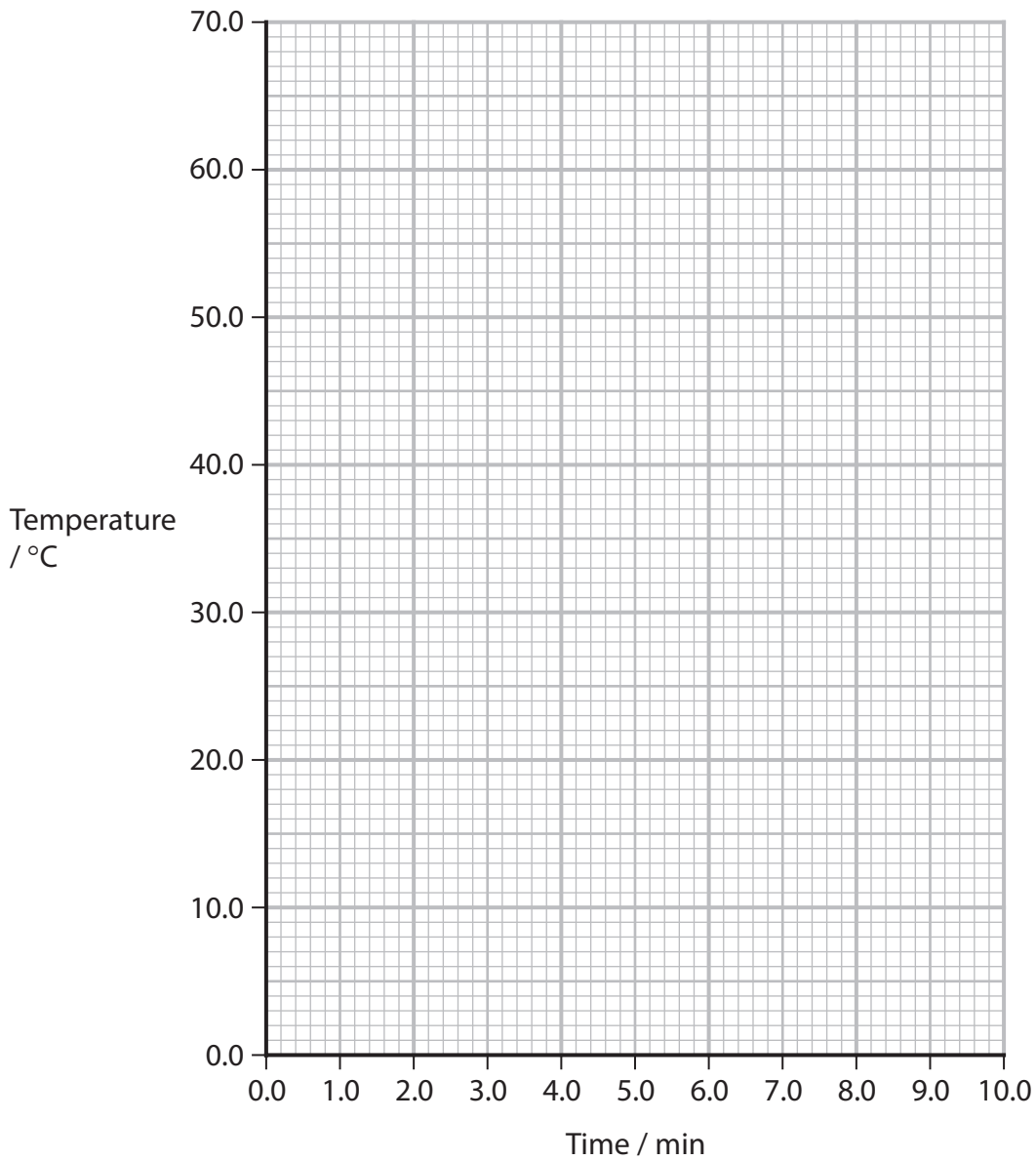
DO NOT WRITE IN THIS AREA

DO NOT WRITE IN THIS AREA

DO NOT WRITE IN THIS AREA

(a) (i) Plot a graph of temperature against time on the grid.

(1)



(ii) Use the graph to determine the maximum temperature change, ΔT , in this experiment. You **must** show your working on the graph.

(3)

$\Delta T = \dots\dots\dots$ °C



(iii) State why using a series of measurements gives a more accurate temperature change than taking the initial and highest temperatures.

(1)

.....

.....

.....

(b) (i) Show by calculation that the zinc powder is in excess.

(2)

(ii) Calculate the energy transferred in the reaction, in joules.

Assume that the specific heat capacity of the solution is $4.2 \text{ J g}^{-1} \text{ }^\circ\text{C}^{-1}$.

(1)

(iii) State a second assumption, other than the specific heat capacity of the solution, that you have made in your calculation in (b)(ii).

(1)

.....

.....

.....



(iv) Calculate the enthalpy change of the reaction, using your answers to (b)(i) and (b)(ii).

(2)

(c) Identify **two** improvements in the experimental procedure that would improve the accuracy of the result, other than repeating the experiment. Justify your answers.

(2)

.....

.....

.....

.....

.....

.....

.....

.....

.....

.....

.....

.....

.....

.....

.....

.....

.....

.....

.....

.....

.....

.....

.....

(Total for Question 1 = 13 marks)

DO NOT WRITE IN THIS AREA

DO NOT WRITE IN THIS AREA

DO NOT WRITE IN THIS AREA



- 2 The hydrogencarbonate of an unknown Group 1 metal, MHCO_3 , is a white solid. Two students carried out a titration experiment using hydrochloric acid.

The results were used to determine a value for the relative formula mass, M_r , of MHCO_3 and thus obtain a value for the relative atomic mass, A_r , of M.

Both students made solutions containing 2.00 g of MHCO_3 .

The **first** student made a 250.0 cm^3 standard solution.

The **second** student made a solution by placing the MHCO_3 in a beaker, dissolving the solid in a little deionised water, and then filling the beaker to the 250 cm^3 mark.

Both students titrated 25.0 cm^3 portions of their solution using hydrochloric acid with a concentration of $0.150 \text{ mol dm}^{-3}$. They used the same method and equipment.

The students repeated their titrations until they achieved concordant titres.

The **first** student obtained a mean titre of 13.35 cm^3 .

- (a) Calculate the value for the A_r of the metal M from the data of the **first** student.

MHCO_3 and HCl react in a 1:1 ratio.

You must show your working. Give your answer to **two** decimal places.

(4)



- (b) **Both** students calculated values of the relative atomic mass of M.
Using their calculations and the total percentage uncertainty of their experiments, they deduced that M was potassium.

The value for A_r calculated by the second student was 37.52.

- (i) Calculate the experimental error for the **second** student.

[A_r of potassium = 39.1]

(1)

- (ii) The **second** student calculated the A_r value of M to be 37.52 with a total percentage uncertainty of 4.5%.

Comment on the value of 37.52 obtained by this student by calculating the range of values of A_r .

(3)

.....

.....

.....



- (iii) The **first** student suggested that the burette was the biggest source of experimental uncertainty.

Explain how the percentage uncertainty of the burette reading could be reduced without changing the apparatus or simply repeating the experiment.

(2)

.....

.....

.....

.....

.....

- (iv) The **second** student was told that using a beaker to prepare their standard solution was incorrect.

Describe the steps the student should take to make a standard solution as accurately as possible.

Assume that the student is supplied with 2.00 g of MHCO_3 in a weighing bottle and the usual laboratory glassware.

(4)

.....

.....

.....

.....

.....

.....

.....

.....

.....

.....



DO NOT WRITE IN THIS AREA

DO NOT WRITE IN THIS AREA

DO NOT WRITE IN THIS AREA

(c) The solution formed from the reaction between MHCO_3 and HCl can be evaporated to give a white solid, MCl .

(i) State the test the students might use on the white solid to show that M was potassium. Include the expected result.

(2)

.....

.....

(ii) Describe a test and the expected result to confirm the presence of the chloride ion in the white solid.

(3)

.....

.....

.....

.....

.....

.....

.....

.....

.....

.....

(Total for Question 2 = 19 marks)

.....

.....

.....

.....

.....

.....

.....

.....

.....

.....

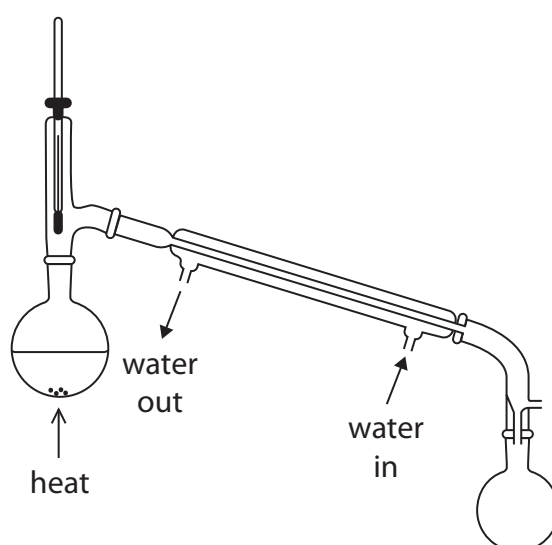


- 3 Cyclohexene, C_6H_{10} , was prepared by dehydrating cyclohexanol, $C_6H_{11}OH$, using concentrated phosphoric(V) acid, H_3PO_4 .



Procedure

- Step 1 Approximately 12 cm^3 of cyclohexanol was measured into a small flask.
- Step 2 5 cm^3 of concentrated phosphoric(V) acid was added slowly to the flask with cooling and swirling.
- Step 3 Some anti-bumping granules were added to the mixture.
- Step 4 The flask was set up for distillation, using the apparatus shown, and the distillate was collected between 80°C and 90°C .



- Step 5 The distillate was transferred to a separating funnel and washed with an aqueous solution of sodium carbonate.
- Step 6 The crude organic product was separated from the mixture, placed in a clean separating funnel and washed with deionised water.
- Step 7 The organic layer was separated and dried using a suitable drying agent.
- Step 8 The dried organic layer was distilled, over a narrow range of temperature, to give pure cyclohexene.

| Substance | Boiling temperature / $^\circ\text{C}$ | Density / g cm^{-3} |
|--------------|----------------------------------------|------------------------------|
| Cyclohexanol | 162 | 0.96 |
| Cyclohexene | 83 | 0.81 |
| Water | 100 | 1.00 |



DO NOT WRITE IN THIS AREA

DO NOT WRITE IN THIS AREA

DO NOT WRITE IN THIS AREA

(a) Give the most suitable piece of apparatus for measuring the cyclohexanol in Step 1.

(1)

(b) Explain why adding phosphoric(V) acid slowly, with cooling and swirling, in Step 2 results in a higher yield of cyclohexene.

(2)

(c) In Step 3 anti-bumping granules are present to promote smooth boiling in the mixture.

Give a reason, other than damage to equipment, why bumping should be avoided.

(1)



P 7 0 9 6 6 A 0 1 1 1 6

(d) Explain why, in Step 4, the distillate is collected in a temperature range of 80 °C to 90 °C.

(2)

| Substance | Boiling temperature / °C |
|--------------|--------------------------|
| Cyclohexanol | 162 |
| Cyclohexene | 83 |
| Water | 100 |

.....

.....

.....

.....

.....

(e) (i) State what is removed by washing the mixture with sodium carbonate solution in Step 5. Include an **ionic** equation for the reaction. State symbols are not required.

(2)

.....



(ii) After the washing in Step 5, the separating funnel contains two layers.

Draw a diagram of the separating funnel, labelling its contents.

(2)

| Substance | Density / g cm ⁻³ |
|--------------|------------------------------|
| Cyclohexanol | 0.96 |
| Cyclohexene | 0.81 |
| Water | 1.00 |

(iii) Suggest what might be removed by washing the product with deionised water in Step 6.

(1)

.....

.....

(f) Identify from the list shown **one** substance that could be used as a drying agent in Step 7 of this procedure. Justify your choice.

(2)

C₂H₅OH(l) Ca(OH)₂(s) CuSO₄·5H₂O(s)
H₂SO₄(l) MgSO₄(s) Na₂SO₄·10H₂O(s)

.....

.....

.....

.....

DO NOT WRITE IN THIS AREA

DO NOT WRITE IN THIS AREA

DO NOT WRITE IN THIS AREA



P 7 0 9 6 6 A 0 1 3 1 6

(g) Chemical tests may be used to show whether or not reactants and products are present during the course of the procedure.

(i) State a chemical test and the expected observation for a C=C double bond.

(2)

(ii) State a chemical test and the expected observation for an -OH group.

(2)

(iii) State whether or not the test in (g)(ii) could be used on the organic product to show if cyclohexanol remains when Step 5 is complete. Justify your answer.

(1)

(Total for Question 3 = 18 marks)

TOTAL FOR PAPER = 50 MARKS



DO NOT WRITE IN THIS AREA

DO NOT WRITE IN THIS AREA

DO NOT WRITE IN THIS AREA

BLANK PAGE



P 7 0 9 6 6 A 0 1 5 1 6

The Periodic Table of Elements

1 2 3 4 5 6 7 0 (8) (18)

| | | | |
|-----|----------|----------|---|
| 1.0 | H | hydrogen | 1 |
|-----|----------|----------|---|

Key

| |
|------------------------|
| relative atomic mass |
| atomic symbol |
| name |
| atomic (proton) number |

| | | | | | | | | | | | | | | | | | |
|-----------|-----------|------------|---------------|-----------|------------|------------|-----------|------------|--------------|-------------|-------------|-----------|-----------|------------|-----------|-----------|-----------|
| (1) | (2) | (3) | (4) | (5) | (6) | (7) | (8) | (9) | (10) | (11) | (12) | (13) | (14) | (15) | (16) | (17) | (18) |
| 6.9 | 9.0 | 45.0 | 47.9 | 50.9 | 52.0 | 54.9 | 55.8 | 58.9 | 58.7 | 63.5 | 65.4 | 10.8 | 12.0 | 14.0 | 16.0 | 19.0 | 4.0 |
| Li | Be | Sc | Ti | V | Cr | Mn | Fe | Co | Ni | Cu | Zn | B | C | N | O | F | He |
| lithium | beryllium | scandium | titanium | vanadium | chromium | manganese | iron | cobalt | nickel | copper | zinc | boron | carbon | nitrogen | oxygen | fluorine | helium |
| 3 | 4 | 21 | 22 | 23 | 24 | 25 | 26 | 27 | 28 | 29 | 30 | 5 | 6 | 7 | 8 | 9 | 2 |
| 23.0 | 24.3 | 88.9 | 91.2 | 92.9 | 95.9 | [98] | 101.1 | 102.9 | 106.4 | 107.9 | 112.4 | 27.0 | 28.1 | 31.0 | 32.1 | 35.5 | 39.9 |
| Na | Mg | Y | Zr | Nb | Mo | Tc | Ru | Rh | Pd | Ag | Cd | Al | Si | P | S | Cl | Ar |
| sodium | magnesium | yttrium | zirconium | niobium | molybdenum | technetium | ruthenium | rhodium | palladium | silver | cadmium | aluminium | silicon | phosphorus | sulfur | chlorine | argon |
| 11 | 12 | 39 | 40 | 41 | 42 | 43 | 44 | 45 | 46 | 47 | 48 | 13 | 14 | 15 | 16 | 17 | 18 |
| 39.1 | 40.1 | 88.9 | 91.2 | 92.9 | 95.9 | [98] | 101.1 | 102.9 | 106.4 | 107.9 | 112.4 | 69.7 | 72.6 | 74.9 | 79.0 | 79.9 | 83.8 |
| K | Ca | La* | Hf | Ta | W | Re | Os | Ir | Pt | Au | Hg | Ga | Ge | As | Se | Br | Kr |
| potassium | calcium | lanthanum | hafnium | tantalum | tungsten | rhenium | osmium | iridium | platinum | gold | mercury | gallium | germanium | arsenic | selenium | bromine | krypton |
| 19 | 20 | 57 | 72 | 73 | 74 | 75 | 76 | 77 | 78 | 79 | 80 | 31 | 32 | 33 | 34 | 35 | 36 |
| 85.5 | 87.6 | 138.9 | 178.5 | 180.9 | 183.8 | 186.2 | 190.2 | 192.2 | 195.1 | 197.0 | 200.6 | 69.7 | 72.6 | 74.9 | 79.0 | 79.9 | 83.8 |
| Rb | Sr | La* | Hf | Ta | W | Re | Os | Ir | Pt | Au | Hg | In | Sn | Sb | Te | I | Xe |
| rubidium | strontium | lanthanum | hafnium | tantalum | tungsten | rhenium | osmium | iridium | platinum | gold | mercury | indium | tin | antimony | tellurium | iodine | xenon |
| 37 | 38 | 57 | 72 | 73 | 74 | 75 | 76 | 77 | 78 | 79 | 80 | 49 | 50 | 51 | 52 | 53 | 54 |
| 132.9 | 137.3 | 138.9 | 178.5 | 180.9 | 183.8 | 186.2 | 190.2 | 192.2 | 195.1 | 197.0 | 200.6 | 114.8 | 118.7 | 121.8 | 127.6 | 126.9 | 131.3 |
| Cs | Ba | La* | Hf | Ta | W | Re | Os | Ir | Pt | Au | Hg | Pb | Bi | Po | At | Rn | Rn |
| caesium | barium | lanthanum | hafnium | tantalum | tungsten | rhenium | osmium | iridium | platinum | gold | mercury | lead | bismuth | polonium | astatine | radon | radon |
| 55 | 56 | 57 | 72 | 73 | 74 | 75 | 76 | 77 | 78 | 79 | 80 | 82 | 83 | 84 | 85 | 86 | 86 |
| [223] | [226] | [227] | [261] | [262] | [266] | [264] | [277] | [268] | [271] | [272] | [272] | 204.4 | 207.2 | 209.0 | [210] | [222] | [222] |
| Fr | Ra | Ac* | Rf | Db | Sg | Bh | Hs | Mt | Ds | Rg | Rg | Tl | Pb | Bi | Po | At | Rn |
| francium | radium | actinium | rutherfordium | dubnium | seaborgium | bohrium | hassium | meitnerium | darmstadtium | roentgenium | roentgenium | thallium | lead | bismuth | polonium | astatine | radon |
| 87 | 88 | 89 | 104 | 105 | 106 | 107 | 108 | 109 | 110 | 111 | 111 | 81 | 82 | 83 | 84 | 85 | 86 |

Elements with atomic numbers 112-116 have been reported but not fully authenticated

| | | | | | | | | | | | |
|-----------|--------------|-----------|-----------|-----------|------------|-------------|-------------|-----------|--------------|-----------|------------|
| 140 | 141 | 144 | 150 | 152 | 157 | 163 | 165 | 167 | 169 | 173 | 175 |
| Ce | Pr | Nd | Sm | Eu | Gd | Dy | Ho | Er | Tm | Yb | Lu |
| cerium | praseodymium | neodymium | samarium | europium | gadolinium | dysprosium | holmium | erbium | thulium | ytterbium | lutetium |
| 58 | 59 | 60 | 62 | 63 | 64 | 66 | 67 | 68 | 69 | 70 | 71 |
| 232 | [231] | 238 | [242] | [243] | [247] | [251] | [254] | [253] | [256] | [254] | [257] |
| Th | Pa | U | Pu | Am | Cm | Cf | Es | Fm | Md | No | Lr |
| thorium | protactinium | uranium | plutonium | americium | curium | californium | einsteinium | fermium | mendeleevium | nobelium | lawrencium |
| 90 | 91 | 92 | 94 | 95 | 96 | 98 | 99 | 100 | 101 | 102 | 103 |

* Lanthanide series

* Actinide series

DO NOT WRITE IN THIS AREA

DO NOT WRITE IN THIS AREA

DO NOT WRITE IN THIS AREA

