

Biology

Advanced GCE F211

Cells, Exchange and Transport

Mark Scheme for June 2010

OCR (Oxford Cambridge and RSA) is a leading UK awarding body, providing a wide range of qualifications to meet the needs of pupils of all ages and abilities. OCR qualifications include AS/A Levels, Diplomas, GCSEs, OCR Nationals, Functional Skills, Key Skills, Entry Level qualifications, NVQs and vocational qualifications in areas such as IT, business, languages, teaching/training, administration and secretarial skills.

It is also responsible for developing new specifications to meet national requirements and the needs of students and teachers. OCR is a not-for-profit organisation; any surplus made is invested back into the establishment to help towards the development of qualifications and support which keep pace with the changing needs of today's society.

This mark scheme is published as an aid to teachers and students, to indicate the requirements of the examination. It shows the basis on which marks were awarded by Examiners. It does not indicate the details of the discussions which took place at an Examiners' meeting before marking commenced.

All Examiners are instructed that alternative correct answers and unexpected approaches in candidates' scripts must be given marks that fairly reflect the relevant knowledge and skills demonstrated.

Mark schemes should be read in conjunction with the published question papers and the Report on the Examination.

OCR will not enter into any discussion or correspondence in connection with this mark scheme.

© OCR 2010

Any enquiries about publications should be addressed to:

OCR Publications
PO Box 5050
Annesley
NOTTINGHAM
NG15 0DL

Telephone: 0870 770 6622
Facsimile: 01223 552610
E-mail: publications@ocr.org.uk

Question			Expected Answers	Marks	Additional Guidance
1	(a)	(i)	A = plasma / cell surface, membrane ; B = DNA / chromosome / chromatin / genetic material ;	2	DO NOT CREDIT membrane, cell membrane DO NOT CREDIT chromosomes (do not accept plural) CREDIT loop of / circle of, DNA DO NOT CREDIT plasmid, RNA ACCEPT nucleoid
1	(a)	(ii)	production of ATP ; <u>aerobic</u> respiration ;	max 1	ACCEPT named stages of aerobic respiration e.g. Krebs cycle, oxidative phosphorylation, ETC, chemiosmosis, link reaction, substrate level phosphorylation DO NOT CREDIT glycolysis, ATP <i>for</i> respiration DO NOT CREDIT <i>produce</i> energy (in form of ATP) IGNORE provide / release energy unqualified
1	(a)	(iii)	protein synthesis / translation ; photosynthesis / described ;	2	ACCEPT production / creation, of proteins / polypeptides, assembly of proteins from amino acids IGNORE autotrophic nutrition DO NOT CREDIT absorption of light unqualified
1	(b)		large surface area to volume ratio ; small so demand for, O ₂ / CO ₂ , is low ; <i>idea of:</i> <u>diffusion</u> (alone) is adequate to meet needs ;	2	ACCEPT large SA:Vol or large SA/Vol ACCEPT small Vol:SA ratio or small Vol/SA DO NOT CREDIT large surface area alone IGNORE gases alone, nutrients ACCEPT <i>idea of</i> : body SA large enough to meet needs by <u>diffusion</u> ACCEPT <i>idea of</i> : <u>diffusion</u> distance short

Question	Expected Answers	Marks	Additional Guidance																		
1 (c)	<table border="1"> <tr> <td data-bbox="360 240 465 316">cell / tissue</td> <td data-bbox="465 240 936 316">function in the lungs</td> <td data-bbox="936 240 981 316"></td> </tr> <tr> <td data-bbox="360 316 465 352"></td> <td data-bbox="465 316 936 352"></td> <td data-bbox="936 316 981 352"></td> </tr> <tr> <td data-bbox="360 352 465 759"></td> <td data-bbox="465 352 936 759"> recoil OR return to original, size / shape OR to help expel air OR prevents alveoli bursting </td> <td data-bbox="936 352 981 759">;</td> </tr> <tr> <td data-bbox="360 759 465 863"></td> <td data-bbox="465 759 936 863">waft / wave / move / AW, mucus</td> <td data-bbox="936 759 981 863">;</td> </tr> <tr> <td data-bbox="360 863 465 1018"></td> <td data-bbox="465 863 936 1018">secrete / release / produce, mucus</td> <td data-bbox="936 863 981 1018">;</td> </tr> <tr> <td data-bbox="360 1018 465 1121"></td> <td data-bbox="465 1018 936 1121">constrict the airway / AW</td> <td data-bbox="936 1018 981 1121">;</td> </tr> </table>	cell / tissue	function in the lungs						recoil OR return to original, size / shape OR to help expel air OR prevents alveoli bursting	;		waft / wave / move / AW, mucus	;		secrete / release / produce, mucus	;		constrict the airway / AW	;	4	<p>IGNORE stretch / expand ACCEPT ref to lungs, alveoli, airways recoiling etc DO NOT CREDIT ref trachea / bronchi recoiling</p> <p>ACCEPT transport / remove, mucus DO NOT CREDIT dirt particles without ref to mucus</p> <p>DO NOT CREDIT excrete mucus</p> <p>ACCEPT narrows lumen OR controls, airflow / diameter, of airways DO NOT CREDIT ref to alveoli OR greater airflow</p>
cell / tissue	function in the lungs																				
	recoil OR return to original, size / shape OR to help expel air OR prevents alveoli bursting	;																			
	waft / wave / move / AW, mucus	;																			
	secrete / release / produce, mucus	;																			
	constrict the airway / AW	;																			
	Total	11																			

Question		Expected Answers	Marks	Additional Guidance
2	(a)	<p>visible / can be seen / increase contrast ;</p> <p>named example of what is now visible (after staining) ;</p>	2	<p><i>First mark is for 'seeing' and the second mark is for 'recognising' what can now be seen.</i></p> <p>ACCEPT see detail IGNORE ref to resolution</p> <p>ACCEPT recognise different <i>types</i> of white blood cell ACCEPT can (now) see, nucleus / organelles / named organelles IGNORE recognise parts inside red blood cell IGNORE can now see red blood cells (already visible)</p> <p>'can now see red and white blood cells' = 2 marks</p>
2	(b)	(i)	<p>3D shape can be seen / greater depth of field ;</p> <p>can see, surface features / detail ;</p>	<p>DO NOT CREDIT shape alone</p> <p>ACCEPT 'you can see what is on the surface' IGNORE 'you see the surface better' because this needs further clarification i.e. features, shape, named structure</p>
		(ii)	<p>smaller / named, organelle (becomes visible) ;</p> <p>shapes / details of organelles ;</p>	<p>ACCEPT named structure(s) such as lysosome, RER, mitochondrion, ribosome, Golgi , vesicle, nucleolus DO NOT CREDIT nucleus or chloroplast (already visible)</p>

Question		Expected Answers	Marks	Additional Guidance
2	(c)	<p><i>This is a QWC question</i></p> <p>1 fetal <u>haemoglobin</u> has a higher <u>affinity</u> (for oxygen) (than adult haemoglobin) ;</p> <p>2 (fetal Hb) takes up oxygen in low(er) partial pressure of oxygen ;</p> <p>3 placenta has low partial pressure of oxygen ;</p> <p>4 at low partial pressure of oxygen / in placenta, adult (oxy)haemoglobin will dissociate / AW ;</p>	max 3	<p>IGNORE oxyhaemoglobin for haemoglobin ACCEPT Hb for <u>haemoglobin</u> (but not HbO)</p> <p>ACCEPT fetal Hb becomes <i>more</i> saturated at a <i>low(er)</i> partial pressure of oxygen ACCEPT ppO₂ / pO₂ / oxygen tension / O₂ concentration, for partial pressure of oxygen</p> <p>ACCEPT in placenta mother's haemoglobin, releases its oxygen / saturation drops</p>
		QWC (two terms used in correct context and spelt correctly);	max 1	Any two terms from the following: affinity, dissociate / dissociation, placenta, partial pressure / oxygen tension, saturation / saturated

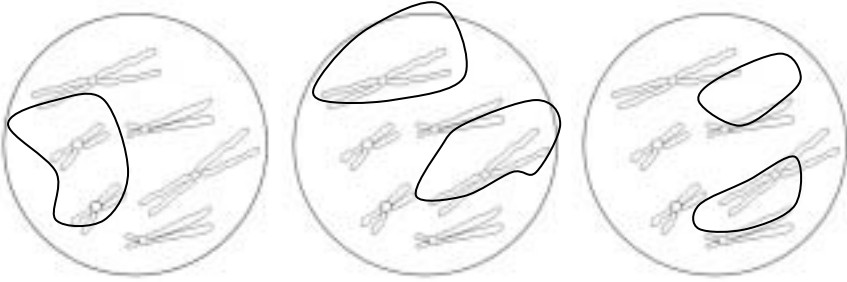
Question			Expected Answers	Marks	Additional Guidance
2	(d)	(i)	curve to right of curve A ; appropriate sigmoid shape ;	2	Curve should start at 0% on y axis and reach at least 80% on y axis
2	(d)	(ii)	<p>1 (actively respiring tissue) needs / requires, <i>more oxygen</i> ;</p> <p>2 for aerobic respiration / to release <i>more energy</i> ;</p> <p>3 (actively respiring tissue produces) <i>more CO₂</i> ;</p> <p>4 haemoglobin involved in transport of CO₂ ;</p> <p>5 less haemoglobin available to combine with O₂ ;</p> <p>6 (Bohr shift) causes <i>more oxygen</i> to be released ;</p>	max 2	<p><i>idea of 'more'</i> should be clear as shown (MP 1,2,3,6)</p> <p>ACCEPT make <i>more ATP</i></p> <p>ACCEPT produces <i>a lot of CO₂</i> / as CO₂ levels rise</p> <p>CREDIT detail to include carbonic acid dissociation / formation of haemoglobinic acid / HHb etc</p> <p>DO NOT CREDIT oxygen released <i>more quickly</i> / quicker</p> <p>ACCEPT oxygen released <i>more, readily / easily</i></p> <p>'More CO₂ produced so more O₂ released' = 2 marks</p>
Total				12	



Question			Expected Answers	Marks	Additional Guidance
3	(a)	(i)	<p>1 at low temperatures, all stain is in cells OR no stain in surrounding solution ;</p> <p>2 (taken up / held) against, diffusion / concentration, gradient ;</p> <p>3 at high temperature stain not held in cells ;</p> <p>4 at high temperature enzymes denatured so no ATP for active transport (of stain) ;</p> <p>5 use of correct comparative figs to illustrate a point ;</p> <p>AVP ; ;</p>	max 2	<p><i>MP 1 awarded for observation that the stain was no longer in the surrounding solution and not for the % of cells containing the stain.</i></p> <p>ACCEPT the stain is not evenly distributed between cells and solution ACCEPT stain doesn't move out of cells</p> <p>ACCEPT <i>up</i> the diffusion gradient</p> <p>ACCEPT solution now contains stain ACCEPT 0% = none / no cells (stained)</p> <p><i>MP 1 and 3 - must be stated rather than inferred from quoted figs</i></p> <p>IGNORE 'enzymes denatured' alone CREDIT active transport / carrier, proteins denatured ACCEPT mitochondria stopped working so no ATP produced</p> <p>e.g. 97% at 30°C but 0% at 80°C IGNORE figs without units</p>

Question			Expected Answers	Marks	Additional Guidance
3	(a)	(ii)	cells, dead / not respiring ; no, (metabolic) energy / ATP, to take up stain ; AVP ;	max1	DO NOT CREDIT 'burst' as these cannot be seen ACCEPT inhibitor present / membrane impermeable ACCEPT no functioning mitochondria
3	(b)	(i)	(membrane) structure disrupted ; (phospho)lipid bilayer, melts / more fluid ; (membrane) proteins / carrier molecules, denatured / unable to function ; (membrane) becomes more permeable ;	max 1	<i>Mark first suggestion and if correct award mark – if further answers contradict first answer do not award mark.</i> ACCEPT damaged, destroyed, break down IGNORE <i>membrane</i> , denatured / more fluid IGNORE lipid <i>molecules</i> melt ACCEPT lose shape for denatured ACCEPT leaky IGNORE refs to bonds breaking

Question			Expected Answers	Marks	Additional Guidance
3	(b)	(ii)	<p>membrane <u>permeable</u> (to stain) ;</p> <p>methylene blue, leaked out of cells / released to solution ;</p> <p>by diffusion / down concentration gradient ;</p>	max 2	<p>IGNORE leaky</p> <p>ACCEPT stain / blue / pigment, moved out</p> <p>IGNORE lost <i>colour</i> / <i>colour</i> moved out (it is in stem of question)</p> <p>ACCEPT by active transport (assuming thermostable enzymes)</p> <p>blue / stain, diffuses out = 2 marks</p>
3	(c)		<p><i>accuracy</i></p> <p>take readings at intermediate temperatures (between 50 °C – 70 °C) ;</p> <p><i>reliability</i></p> <p>take more, readings at each temperature / repetitions ;</p>	2	<p><i>Mark first suggestion only</i></p> <p>DO NOT CREDIT wider temperature range OR more temperatures unqualified OR more regular intervals</p> <p>ACCEPT take readings every 5 degrees / °C</p> <p>ACCEPT ref. to haemocytometer</p> <p>ACCEPT colorimeter used to measure colour intensity of blue solution</p> <p>DO NOT CREDIT ref to use of calorimeter</p> <p>ACCEPT repeat experiment (ideally 3 readings for each temperature) , increase the number of cells observed</p> <p>ACCEPT replica / replicate for repeat</p>

Question		Expected Answers	Marks	Additional Guidance
3	(d)	<p>nucleus divides / mitosis ;</p> <p><i>idea of :</i></p> <p>cell, swells on one side / bulges ;</p> <p>nucleus / cytoplasm / organelles, move into, bud / bulge ;</p> <p>pinches off / cell wall forms, (so bud becomes a separate cell) ;</p>	max 2	<p>ACCEPT asexual reproduction / cloning IGNORE cell splits, ref to genetically identical cells</p> <p>IGNORE <i>bud</i> forms on side</p> <p>IGNORE replicated DNA enters bud</p> <p>ACCEPT cytokinesis IGNORE two cells are formed / bud separates unqualified</p>
Total			10	

Question			Expected Answers	Marks	Additional Guidance
4	(a)	(i)	<p><i>plant cell / Y, has:</i> a wall ; chloroplasts ; vacuole ;</p>	max 2	<p>Credit reverse argument</p> <p>ACCEPT thylakoid, discs / membranes OR granum(a) IGNORE chlorophyll</p>
4	(a)	(ii)	<p>A1 a vacuole ; E1 to take up water / to become turgid ;</p> <p>A2 cell wall thicker on one side ; E2 causes, cell to bend / open stoma(ta) ;</p> <p>A3 mitochondria ; E3 generates ATP (for active transport) ;</p>	max 2	<p><i>Mark adaptation (A) as stand-alone</i> <i>Ensure explanation (E) stated is appropriately linked to adaptation</i></p> <p>DO NOT CREDIT curved cell wall / thick cell wall unqualified ACCEPT close stoma(ta) if adaptation correct</p> <p>IGNORE ref to chloroplasts</p>
4	(b)	(i)	two homologous chromosomes circled ;	1	<p>ACCEPT one circle around both chromosomes or two circles The two chromosomes must be of same length</p> 

4	(b)	(ii)	<p>three chromosomes, one from each pair ;</p> <p>chromosomes drawn as one bar ;</p>	<p>2</p>	<p><i>Chromosomes should be of different lengths however if two are of similar length, look for different centromere position to award mark</i></p> <p>ACCEPT </p> <p>DO NOT CREDIT two joined together at centromere</p> 
Total			7		

Question			Expected Answers	Marks	Additional Guidance
5	(a)	(i)	osmosis ;	1	
		(ii)	2 = symplast (pathway) ; 3 = apoplast (pathway) ;	2	ACCEPT symplastic ACCEPT apoplastic
		(iii)	S ;	1	

Question	Expected Answers	Marks	Additional Guidance
5 (b)	<p><i>This is a QWC question</i></p> <p>1 water moves into xylem down water potential gradient ;</p> <p>2 root pressure / high (hydrostatic) pressure at bottom of xylem ;</p> <p>3 water vapour loss / transpiration / evaporation, at leaves / top of plant ;</p> <p>4 (creating) low (hydrostatic) pressure at top of xylem ;</p> <p>5 water, under tension / pulled up (in a continuous column) ;</p> <p>6 cohesion between water molecules / described ;</p> <p>7 adhesion of water molecules to xylem / described ;</p> <p>8 capillary action / described ;</p> <p>9 water moves up (xylem / stem) by mass flow ;</p> <p>10 from high(er) (hydrostatic) pressure to low(er) (hydrostatic) pressure / down (hydrostatic) pressure gradient ;</p>	max 4	<p>ACCEPT ψ for water potential</p> <p>ACCEPT water moves from high ψ to low ψ</p> <p>IGNORE drawn for pulled up</p> <p>ACCEPT ref to xylem being very narrow so water rises</p>
	<p>QWC (three terms used in correct context and spelt correctly) ;</p>	1	<p>Any three terms from the following :</p> <p>water potential, hydrostatic pressure, transpiration / evaporation, cohesion / cohesive, adhesion / adhesive, tension, root pressure, capillary action / capillarity, mass flow</p>

Question	Expected Answers	Marks	Additional Guidance																		
5 (c)	<table border="1"> <tr> <td data-bbox="400 277 622 347">xylem vessel</td> <td data-bbox="622 277 972 347">phloem sieve tube element</td> <td data-bbox="972 277 1025 347"></td> </tr> <tr> <td data-bbox="400 347 622 502"></td> <td data-bbox="622 347 972 502"></td> <td data-bbox="972 347 1025 502"></td> </tr> <tr> <td data-bbox="400 502 622 657">present</td> <td data-bbox="622 502 972 657">absent</td> <td data-bbox="972 502 1025 657">;</td> </tr> <tr> <td data-bbox="400 657 622 812">present</td> <td data-bbox="622 657 972 812">absent</td> <td data-bbox="972 657 1025 812">;</td> </tr> <tr> <td data-bbox="400 812 622 1117">(water and), minerals / ions / salts</td> <td data-bbox="622 812 972 1117">products of photosynthesis / sucrose / assimilates / amino acids / minerals / ions / salts / plant 'hormones'</td> <td data-bbox="972 812 1025 1117">;</td> </tr> <tr> <td data-bbox="400 1117 622 1273">(only) up stem / towards leaves</td> <td data-bbox="622 1117 972 1273">both directions / up and down / from source to sink</td> <td data-bbox="972 1117 1025 1273">;</td> </tr> </table>	xylem vessel	phloem sieve tube element					present	absent	;	present	absent	;	(water and), minerals / ions / salts	products of photosynthesis / sucrose / assimilates / amino acids / minerals / ions / salts / plant 'hormones'	;	(only) up stem / towards leaves	both directions / up and down / from source to sink	;		<p><i>One mark per row</i> <i>Both statements must be correct to achieve mark</i></p> <p>DO NOT CREDIT ticks and crosses</p> <p><i>Read whole list – if any suggestion is wrong then do not award mark</i> <i>XYLEM</i> DO NOT CREDIT 'nutrients' OR 'water' alone <i>PHLOEM</i> ACCEPT 'sugar' in place of sucrose IGNORE unspecified 'solutes' DO NOT CREDIT glucose</p> <p>ACCEPT arrows ↑ (xylem) ↓↑ (phloem) DO NOT CREDIT 'all directions' IGNORE ref to pits / lateral movement</p>
xylem vessel	phloem sieve tube element																				
present	absent	;																			
present	absent	;																			
(water and), minerals / ions / salts	products of photosynthesis / sucrose / assimilates / amino acids / minerals / ions / salts / plant 'hormones'	;																			
(only) up stem / towards leaves	both directions / up and down / from source to sink	;																			
	Total	13																			

Question		Expected Answers	Marks	Additional Guidance
6	(a)	a single value between 67 and 80 ; ;	max 2	two marks for correct answer If answer incorrect, allow one mark for appropriate working i.e. 60 divided by time from trace selected by candidate
6	(b)	heart rate, slower / lower / reduced / 60 – 63 beats per minute ; rest period / diastole longer ; ventricle takes longer to contract / ventricular systole longer ;	max 2	<i>Mark first point on each numbered line</i> ACCEPT length of one beat is longer DO NOT CREDIT 'slows heart's activity' ACCEPT T wave elongated / increases from 0.24s to 0.32s / increases by 0.1 s IGNORE name of chamber ACCEPT R wave slightly elongated / increases from 0.07s to 0.12s / increases by 0.05 s
6	(c)	SAN, is pacemaker / initiates heart beat ; (SAN sends) impulse / wave of excitation, over atria (walls) ; AVN delays impulse ; (AVN) sends impulse down, septum / bundle of His / Purkyne fibres ;	max 3	ACCEPT <i>starts</i> , wave of excitation / action potential / electrical impulse IGNORE 'sends out' (wave) IGNORE <i>through / to</i> , the atrium DO NOT CREDIT signal / message for impulse, allow ecf DO NOT CREDIT pulse IGNORE delays contraction ACCEPT Purkinje
Total			7	

OCR (Oxford Cambridge and RSA Examinations)
1 Hills Road
Cambridge
CB1 2EU

OCR Customer Contact Centre

14 – 19 Qualifications (General)

Telephone: 01223 553998

Facsimile: 01223 552627

Email: general.qualifications@ocr.org.uk

www.ocr.org.uk

For staff training purposes and as part of our quality assurance programme your call may be recorded or monitored

Oxford Cambridge and RSA Examinations
is a Company Limited by Guarantee
Registered in England
Registered Office; 1 Hills Road, Cambridge, CB1 2EU
Registered Company Number: 3484466
OCR is an exempt Charity



OCR (Oxford Cambridge and RSA Examinations)
Head office
Telephone: 01223 552552
Facsimile: 01223 552553