



2803/03







ADVANCED SUBSIDIARY GCE
BIOLOGY

Practical Examination 1 (Part B – Practical Test)

WEDNESDAY 10 JANUARY 2007

Morning

Colour chart for Q. 1

glucose concentration / g 100 cm ⁻³						
	0	0.10	0.25	0.50	1.00	≥ 2.00

This document consists of 1 printed page.

SPA (SJF4218) T25215/6

© OCR 2007 [L/100/3767]

OCR is an exempt Charity