

BIOLOGY


9700/34

Advanced Practical Skills 2

May/June 2014

CONFIDENTIAL INSTRUCTIONS

Great care should be taken to ensure that any confidential information given, including the identity of material on microscope slides where appropriate, does not reach the candidates either directly or indirectly.



If you have any problems or queries regarding these Instructions, please contact CIE
by e-mail: info@cie.org.uk
by phone: +44 1223 553554
by fax: +44 1223 553558
stating the Centre number, the nature of the query and the syllabus number quoted above.

This document consists of **8** printed pages.

Instructions for preparing apparatus

These Instructions give details of the apparatus required by each candidate for each experiment in this paper. A summary of the questions that will be presented to the candidates is included, where appropriate, to allow the Biology teacher to test the apparatus appropriately.

No access to the question paper is permitted in advance of the examination.

If a candidate breaks any of the apparatus, or loses any of the material supplied, the matter should be rectified and a note made in the Supervisor's Report.

Candidates must be provided with a microscope with:

- Eyepiece lens, $\times 10$ (equal to 16 mm or $\frac{2}{3}$ ")
- Low-power objective lens, $\times 10$ (equal to 16 mm or $\frac{2}{3}$ ")
- High-power objective lens, $\times 40$ (equal to 4 mm or $\frac{1}{6}$ ")
- Eyepiece graticule fitted within the eyepiece and visible in focus at the same time as the specimen.

To avoid confusion, Cambridge request that only the lenses specified above are fitted in the microscopes to be used in the examination. Any lenses which are **not** $\times 10$ or $\times 40$ should be removed or replaced.

Each candidate must have sole, uninterrupted, use of the microscope for at least 55 minutes.

Supervisors are advised to remind candidates that **all** substances in the examination should be treated with caution. Pipette fillers and safety goggles should be used where necessary.

In accordance with the COSHH (Control of Substances Hazardous to Health) Regulations, operative in the UK, a hazard appraisal of the examination has been carried out.

The following codes are used where relevant.

C = corrosive substance

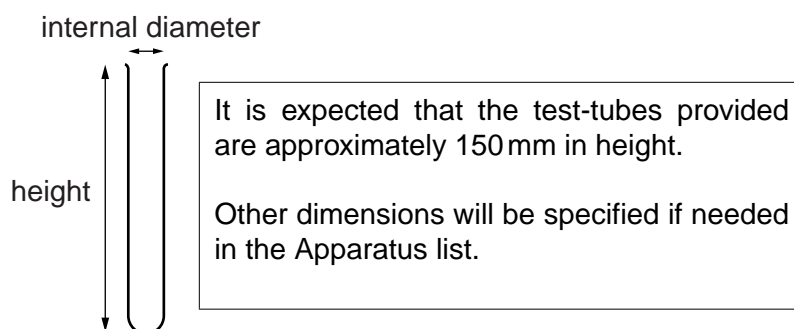
H = harmful or irritating substance

T = toxic substance

F = highly flammable substance

O = oxidising substance

N = harmful to environment



Centres are reminded that they are **not** permitted to open the question paper envelopes before the examination. Centres should also refer to the Handbook for Centres.

If there are any difficulties with any aspect of setting up this practical examination that the Centre is not able to resolve, it is essential for Centres to contact the Product Manager as soon as possible by **e-mail** to info@cie.org.uk, by **fax** to +44 1223 553558 or by **phone** to +44 1223 553554.

Confidential Instructions

Each candidate will require:

For both questions

- mm ruler.

Question 1

- Solutions and reagents provided to the candidates should be supplied in a suitable beaker, or container, for removal of the solution using a syringe. More of the solutions and reagents should be available if requested by candidates.
- Clean test-tubes and syringes are needed for each candidate.
- Fresh **A**, **P**, **W**, **I**, **S** and **V** are needed for each candidate.
- All solutions and reagents should be disposed of according to local safety regulations.

Summary of solutions, reagents and materials:

labelled	contents	hazard	volume /cm ³
A	0.1% ascorbic acid	[H] irritant	at least 15
P	10.0% ascorbic acid	[H] irritant	at least 15
W	distilled water	none	at least 100
I	iodine in potassium iodide solution	[H] irritant	at least 20
S	0.1% starch solution as indicator	none	at least 20

labelled	details
V	15 cm length of Visking tubing in a beaker containing water

It is advisable to wear safety glasses/goggles when handling chemicals.

Preparation of solutions and reagents:

- Ascorbic acid solutions should be made up **within one hour** of the candidates starting Question 1 and kept out of direct sunlight.

[H] (i) A, at least 15 cm³ of 0.1% ascorbic acid solution, in a covered beaker or container, labelled **A**.

This is prepared by making a 1.0% stock solution by dissolving 1.0 g of ascorbic acid in 80 cm³ of distilled water in a beaker, making up to 100 cm³ with distilled water and mixing well.

To make the 0.1% ascorbic acid add 10 cm³ of this 1.0% stock solution to a beaker, make up to 100 cm³ with distilled water and mix well.

This is sufficient for 6 candidates.

[H] (ii) P, at least 15 cm³ of 10.0% ascorbic acid solution, labelled **P**.

This is prepared by dissolving 10 g of ascorbic acid in 80 cm³ of distilled water in a beaker, making up to 100 cm³ with distilled water and mixing well.

This is sufficient for 6 candidates.

(iii) W, at least 100 cm³ of distilled water in a beaker or container, labelled **W**.

This is sufficient for 1 candidate.

[H] (iv) I, at least 20 cm³ of iodine solution in a beaker or container, labelled **I**.

- **I** may be made up the day before as long as it is stored in a cool and dark place overnight, e.g. refrigerator.
- **Please note** that this is **not** the same concentration of iodine solution which is used for the starch test so this solution needs to be made up specifically for this examination.

First moisten 1 g of potassium iodide with a few drops of distilled water in a beaker. Add 0.5 g of iodine to this moistened potassium iodide.

Add a small volume of water and stir. When no more iodine appears to dissolve, add some more water and stir. Keep repeating this procedure until the volume is 100 cm³.

The iodine needs to be mixed well to make sure that it dissolves.

This is sufficient for 5 candidates.

(v) S, at least 20 cm³ of 0.1% starch solution in a beaker or container, labelled **S**.

This is prepared by making a stock solution of 1.0% starch solution by putting 1 g of starch into 25 cm³ of warm distilled water in a beaker or container and mixing to a paste. Make up to 100 cm³ with boiling distilled water, mix well and then allow to cool.

To make the 0.1% starch solution add 10 cm³ of this 1.0% stock solution to a beaker, make up to 100 cm³ with distilled water and mix well.

The starch solution must be at room temperature for the examination.

This is sufficient for 5 candidates.

Apparatus for each group of candidates should be clean.

Syringe needles are **not** required and must **not** be given to candidates.

Apparatus for each candidate	Quantity	✓
10 cm ³ syringe with the means to wash it out	2	
2 cm ³ or 3 cm ³ syringe, labelled I , with the means to wash it out. The top of the syringe barrel must be able to rest on top of the test-tubes provided (see Fig. 1.1)	1	
2 cm ³ , 3 cm ³ or 5 cm ³ syringe	1	
Glass rod	1	
Container with tap water, (about 200 cm ³) labelled For washing	1	
Container, labelled For waste	1	
Paper towels	8	
Beaker or container to hold at least 50 cm ³ and no more than height 10 cm	1	
Test-tubes – with a diameter so that the top of the small syringe barrel can rest on the top (see Fig. 1.1)	9	
Test-tube rack(s) or container(s) to hold nine test-tubes	1	
Paperclip to hold the end of Visking tubing in place over the rim of the beaker	1	
White card or paper, approximately 10 cm by 10 cm	1	
Stop-clock or timer showing seconds	1	
Glass marker pen	1	
Safety goggles/glasses	1	

During the examination, the Supervisor (**not** the Invigilator) should, **out of the sight of the candidates**, carry out **Question 1** using the same solutions and reagents as the candidates. The results for **1(a)(v)** should be written in the Supervisor's Report (on pages 7 and 8), not on a spare question paper.

The Supervisor's Report and the candidates' seating plan should be enclosed with the candidates' scripts.

Please ensure that if the scripts are in several packets that a copy of the Supervisor's Report and the candidates' seating plan are enclosed with each packet of scripts.

The Invigilator should **not** carry out **Question 1**.

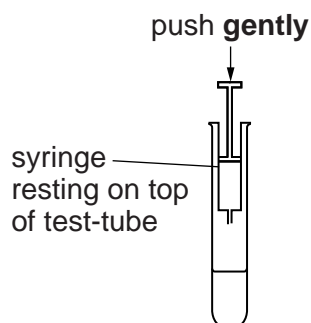


Fig. 1.1

Question 2

On receipt of the slides, please check that they are labelled **M1** and that none of the slides are broken. The material is **confidential** (so **must not** be disclosed to candidates) and the slides should **not** be viewed in advance of the examination.

The number of slides supplied by Cambridge will be equal to half the candidate entry. Therefore, half the candidates should start on **Question 1** and the other half should start on **Question 2**.

For each candidate:

- the microscope must be set up on low power
- the slide must **not** be on the stage of the microscope.

Each candidate must have sole, uninterrupted use of the microscope for 55 minutes.

(i) Slide **M1** (supplied by Cambridge).

(ii) Microscope with:

- Low-power objective lens, $\times 10$ (equal to 16 mm or $\frac{2}{3}$ ")
- High-power objective lens, $\times 40$ (equal to 4 mm or $\frac{1}{6}$ ")
- Eyepiece lens, $\times 10$ (equal to 16 mm or $\frac{2}{3}$ ")
- Eyepiece graticule fitted within the eyepiece and visible in focus at the same time as the specimen.

To avoid confusion, Cambridge request that only the lenses specified above are fitted in the microscopes to be used in the examination. Any lenses which are **not** $\times 10$ or $\times 40$ should be removed or replaced.

MATERIALS TO BE SUPPLIED BY CAMBRIDGE

(i) Question papers.

(ii) Slide **M1**.

RETURN OF EXAMINATION MATERIALS TO CAMBRIDGE

Immediately after the examination the microscope slides **must** be:

- returned to Cambridge in the containers in which they were received, using the self-adhesive label. They must **not** be included in the packet of scripts.

Or

- purchased using the order form enclosed with the slides, which should be completed and returned to Cambridge. The order form must **not** be included in the packet of scripts.

Slides and boxes will be charged at the rate of £3 per slide and £1 per box.

If the items are not returned or purchased by the deadline stated on the order form they will be charged at £3.50 per slide plus £1 per box.

SUPERVISOR'S REPORT and SEATING PLAN

The Teacher responsible for the examination is asked to fill in the Supervisor's Report in these Confidential Instructions. For Centres where more than one script packet is used, there must be a copy of the completed Supervisor's Report and the candidates' seating plan in each script packet.

These Supervisors' Reports are essential in order to allow the Examiners to assess all candidates as fairly as possible and should always be completed by every Centre.

Permission to reproduce items where third-party owned material protected by copyright is included has been sought and cleared where possible. Every reasonable effort has been made by the publisher (UCLES) to trace copyright holders, but if any items requiring clearance have unwittingly been included, the publisher will be pleased to make amends at the earliest possible opportunity.

Cambridge International Examinations is part of the Cambridge Assessment Group. Cambridge Assessment is the brand name of University of Cambridge Local Examinations Syndicate (UCLES), which is itself a department of the University of Cambridge.

This form should be completed and sent to the Examiner with the scripts.

SUPERVISOR'S REPORT ON PRACTICAL BIOLOGY A LEVEL

May/June 2014

The Supervisor or Teacher responsible for the subject should provide the following information.

1. Was any difficulty experienced in providing the necessary materials? If so, give brief details.

2. Give details of any difficulties experienced by particular candidates, giving names and candidate numbers. Reference should be made to:
 - (a) difficulties arising from faulty specimens or microscopes;
 - (b) accidents to apparatus or materials;
 - (c) assistance provided in case of colour-blindness;
 - (d) any other information that is likely to assist the Examiner, especially if this cannot be discovered from the scripts.

All other cases of individual hardship, e.g. illness or disability, should be reported direct to CIE on the normal 'Special Consideration Form' as detailed in the Handbook for Centres.

3. During the examination, the Supervisor should, **out of sight of the candidates**, carry out **Question 1** using the same solutions and reagents as the candidates. The results for **1(a)(v)** should be written in the Supervisor's report which should be enclosed with the candidates' scripts. If the scripts are in several packets, please ensure that a copy of the Supervisor's report is enclosed with each packet of scripts. The Invigilator should **not** carry out **Question 1**.



Results for **Question 1(a)(v)**

Temperature of examination room°C

- 4. Enclose a plan of work benches with the scripts, giving details of the candidate numbers of the places occupied by the candidates for each session. Use separate paper for this.

Declaration (to be signed by the Principal or the Examinations Officer)

The preparation of this practical examination has been carried out so as to maintain fully the security of the examination.

Signed

Name (in block capitals)

Centre number (of enclosed scripts)

Centre name

If scripts are required by CIE to be despatched in more than one envelope, it is essential that a copy of the relevant Supervisor’s Report and the appropriate seating plan(s) are sent inside **each envelope**.

