



GCE A Level

1004/01-1064/01

ART & DESIGN

ART4

CONTROLLED ASSIGNMENT

Externally set, assessed by the centre and externally moderated

This paper and the DVD provided should be given to the teacher for confidential reference as soon as it is received in the centre

This paper must not be released to candidates until
1 February 2012

PREPARATORY PERIOD

Start and finish dates to be determined by the Centre

SUSTAINED FOCUS WORK

12 hours under examination conditions

Sessions must be recorded internally by the Centre

ADDITIONAL MATERIALS

- In addition to this paper you will need appropriate art, craft and design materials.
- For assignment 1, you should refer to the DVD.
- Compulsory 'Stretch and Challenge' form as a separate document.

INSTRUCTIONS TO CANDIDATES

- This paper contains **14** possible assignments. **Choose ONE assignment only.**
- There are seven visual stimuli and seven written stimuli which cover the following subject options:
Art, Craft & Design (*unendorsed*);
Fine Art (*endorsed*);
Critical & Contextual Studies (*endorsed*);
Textile Design (*endorsed*);
Graphic Communication (*endorsed*);
Three Dimensional Design (*endorsed*);
Photography, Light and Lens-Based Media (*endorsed*).
- If your subject/option is unendorsed you may work in any discipline. However, if your subject/option is endorsed, you must work in the discipline related to your option. For example, if you are entered for Textile Design, make sure you predominantly work through the medium/discipline of Textiles.
- If your work is to be mainly computer based, for example in graphic design or digital photography, you must provide clear evidence of your creative thinking through every significant stage of the developmental process.

- If you are entered for the Critical & Contextual Studies option, give due regard to the way in which you develop and present your work so that your *Creative Making* can be fully rewarded. If you are entered for the Three Dimensional Design option, your submission should take account of utilitarian and functional considerations. Outcomes may take the form of finished pieces, prototypes and full-size or scale models. They could be one-off pieces or capable of small batch or mass production.
- The ‘preparatory period’ and ‘sustained focus work’ will be monitored by the centre to ensure that all your work is entirely your own. You must take all preparatory material, which you are considering submitting, to the place where you will be working when you begin the twelve hours focus period.
- There is a **compulsory** ‘*Stretch and Challenge*’ form provided as a separate document, where you are required to briefly explain how you have dealt with the assignment across the four assessment objectives. This must be submitted with your work and will be referred to when it is assessed. Remember to sign and date the form to verify that you are submitting entirely your own work.
- At the conclusion of the preparatory and focused periods of work you should select, present and evaluate your material and submit it for marking by the centre. Once you have started the twelve hour focus period, your work, including all the preparatory material, will be safeguarded by the centre and you will not be able to retrieve it.
- Each piece of work must be clearly identified with Centre and Candidate names and/or numbers. If you are including work which is **not** entirely your own, such as quotes and images produced by others, it is **essential** that each of these is specifically identified and acknowledged. Failure to do so can have serious consequences.

INFORMATION FOR CANDIDATES

- The Controlled Assignment is worth 40% of the total marks for A2.
- The outcome does not have to be a finished piece of work but you should complete enough to demonstrate your ability to take the assignment through a resolved conclusion. If you are entered for more than one subject/option you must undertake a **different** assignment for each one.
- All second-hand source material **must** be properly acknowledged. Do not plagiarise and remember to use support material inventively and resourcefully.
- Where you produce written work you should ensure that it is legible and that your grammar, spelling and punctuation are accurate so that the meaning is clear. You should use a form and style of writing which is suitable for purpose and organise your information clearly and coherently, using specialist vocabulary when appropriate.

GUIDANCE FOR CANDIDATES

- Your work will be marked against the four assessment objectives (*see below*), which are the same as those for ART3: Personal Investigation. You should refer to these at the start and during the progress of your work, to check that they are clearly demonstrated and presented in this assignment.

AO1 Contextual Understanding	Develop ideas through sustained and focused investigations informed by contextual and other sources, demonstrating analytical and critical understanding.
AO2 Creative Making	Experiment with and select appropriate resources, media, materials, techniques and processes, reviewing and refining ideas as work develops.
AO3 Reflective Recording	Record in visual and/or other forms ideas, observations and insights relevant to intentions, demonstrating an ability to reflect on work and progress.
AO4 Personal Presentation	Present a personal, informed and meaningful response demonstrating critical understanding, realising intentions and where appropriate, making connections between visual, written, oral or other elements.

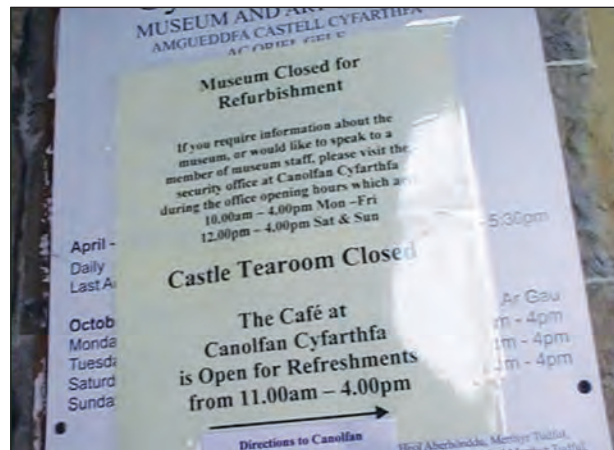
VISUAL STIMULI ASSIGNMENTS

The following are offered as visual stimuli which should be developed as issues, design briefs, problems or expressive responses. They provide the basis from which you should originate personal intentions which you are to structure in your own way. Explain concisely what you set out to do in your 'Stretch and Challenge' document.

1. Imagine


Moving image frame grabs: please refer to the DVD for this assignment

With grateful acknowledgement to Cyfarthfa Museum and Gallery





2. Alfresco



3. Designing



With grateful acknowledgement to the designer Suzanne Carpenter




4. Exotic



5. Layers



6. Stacks



7. Grids

WRITTEN STIMULI ASSIGNMENTS

The following are written stimuli which should be developed as issues, design briefs, problems or expressive responses. They provide the basis from which you should originate personal intentions which you are to structure in your own way. Explain briefly what you set out to do in your 'Stretch and Challenge' document.

8. Portray an aspect of contemporary culture.

9. Archive a disappearing landscape.

10. Contrast depictions of moods.

11. Exploit colourful wrappings.

12. Provoke bags of interest.

13. Devise a transformable structure.

14. Profile the interests of a family.



GCE A level

1004/01A-1064/01A

ART & DESIGN

ART4

CONTROLLED ASSIGNMENT

STRETCH and CHALLENGE

COMPLETION OF THIS DOCUMENT IS COMPULSORY

Have I provided convincing evidence that shows I am able to:

Checklist (✓)

A01

- use my chosen contextual and other sources to develop new thoughts and fresh ideas;
- carry out investigations which are sustained (not in bits & pieces) and focused (concentrated only on information relevant to my study);
- evaluate the methods, approaches, purposes and intentions of artists/craftworkers/designers and understand how the different contexts in which their work has been produced influence interpretation and meaning;
- apply contextual understanding in ways which inform my own approach;
- analyse my sources by finding relationships between different aspects and comparing and contrasting these;
- ask the right sorts of questions and search for relevant answers, distinguish between different kinds of information and present considered points of view.

A02

- experiment with resources, processes and the formal elements, conveying a sense of purpose;
- select materials and suitable ways of using them so that they match my intentions;
- explore stimulating sources for innovative possibilities and draft my initial ideas;
- generate coherent evidence of each stage of the creative process;
- review my work regularly to improve and refine it where necessary;
- skilfully handle materials, techniques and processes to produce outcomes of quality.

A03

- apply myself thoroughly to suitable methods of research and enquiry;
- thoughtfully gather, select, organise and convey the findings of my research;
- effectively record ideas, observations and insights in line with my intentions;
- use a suitable range of recording methods and good recording skills;
- reflect on my work and progress to deepen my understanding;
- transfer ideas and skills to new situations and look for meaning and purpose in my studies.

A04

- present ideas and outcomes which are truly my own;
- generate responses that are well informed and have meaning for myself and others;
- clearly communicate and successfully realise my intentions;
- integrate sound contextual understanding in the outcomes of my work;
- present my work in logical order, making clear connections between the various parts;
- select a particularly interesting and appropriate form of presentation.

To stretch my abilities further I have increased the challenge of the Controlled Assignment by dealing with it as follows:

I declare that this is all my own work and I have acknowledged all my secondary sources:

Signed Date

TO BE COMPLETED BY THE TEACHER

Authentication exceptions: clarify any circumstances that should be considered regarding this work having been selected and presented as the candidate's own:

Signed Date