



GCE AS/A Level

2200U20-1 – **NEW AS**



S16-2200U20-1

SOCIOLOGY – Unit 2
Understanding Society and Methods of
Sociological Enquiry

A.M. TUESDAY, 24 May 2016

2 hours

2200U201
01

ADDITIONAL MATERIALS

In addition to this examination paper, you will need a 12 page answer book.

INSTRUCTIONS TO CANDIDATES

Answer **all** parts of question one in section A.

Answer **one** question from section B.

Write your answers in the separate answer book provided.

Use black ink or black ball-point pen.

INFORMATION FOR CANDIDATES

The total mark for this paper is 90 marks.

The number of marks is given in brackets at the end of each part-question.

You are advised to divide your time accordingly.

SECTION A

*Read the following item and answer **each** part of the question.*

Compulsory questionWelsh Health Survey 2014

The 2014 Welsh Health Survey collected data on health and lifestyles from a **representative** sample of 15,000 adults. Households were selected from the Postcode Address File and a structured interview was initially administered to one adult in each household. Self-completion questionnaires were then given to all adults in the household to complete. Children were also given self-completion questionnaires although an adult completed them on behalf of younger children. Adults were asked to give their consent for the researchers to access their medical records.

Adapted from The Welsh Health Survey 2014

Answer each part of the following question.

1. (a) Using material from the item and sociological knowledge, explain the meaning of the term **representative**. [5]
- (b) Using material from the item and sociological knowledge, explain **two** ethical issues that should be considered before accessing medical records. [10]
- (c) With reference to the item and sociological studies, assess the strengths and weaknesses of using questionnaires to collect data. [20]

SECTION B

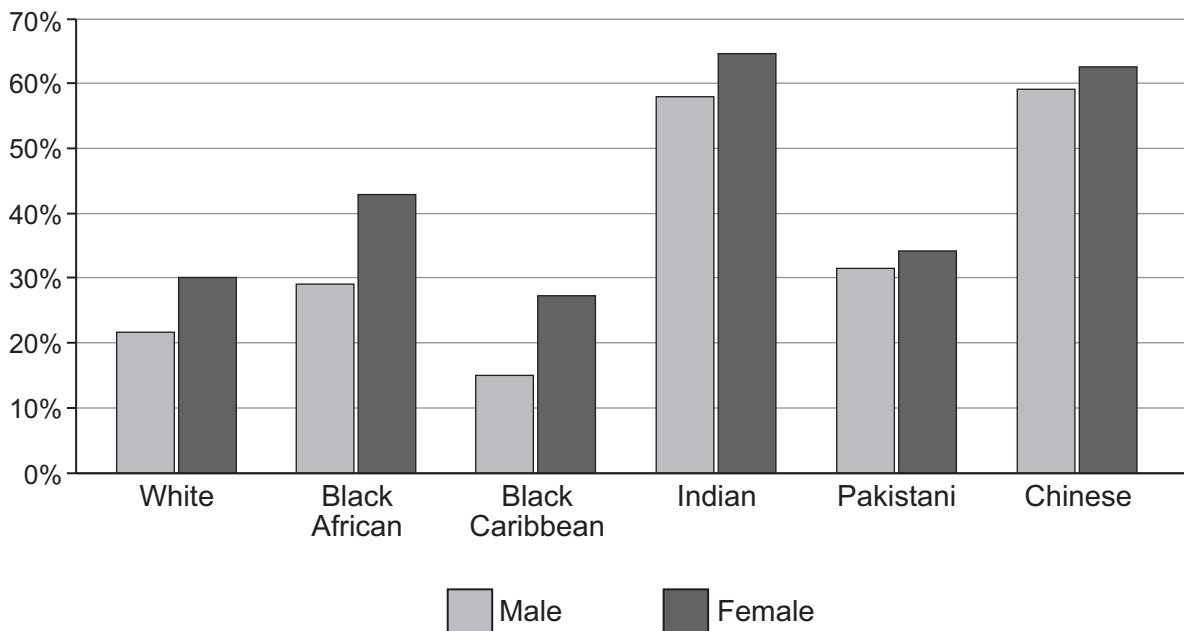
Answer **one** of the following options.

Option 1 Education

Compulsory question

2. (a) Study the following item and answer the questions.

Rates of participation in higher education by gender and ethnic group 2012



Source: adapted from www.education.gov.uk 2012

- (i) Summarise the content of the graph showing the rates of participation in higher education. [10]
- (ii) Explain **two** sociological reasons for the relationship between gender and educational attainment. [15]

Either,

- (b) Evaluate the view that education in the contemporary UK is meritocratic. [30]

Or,

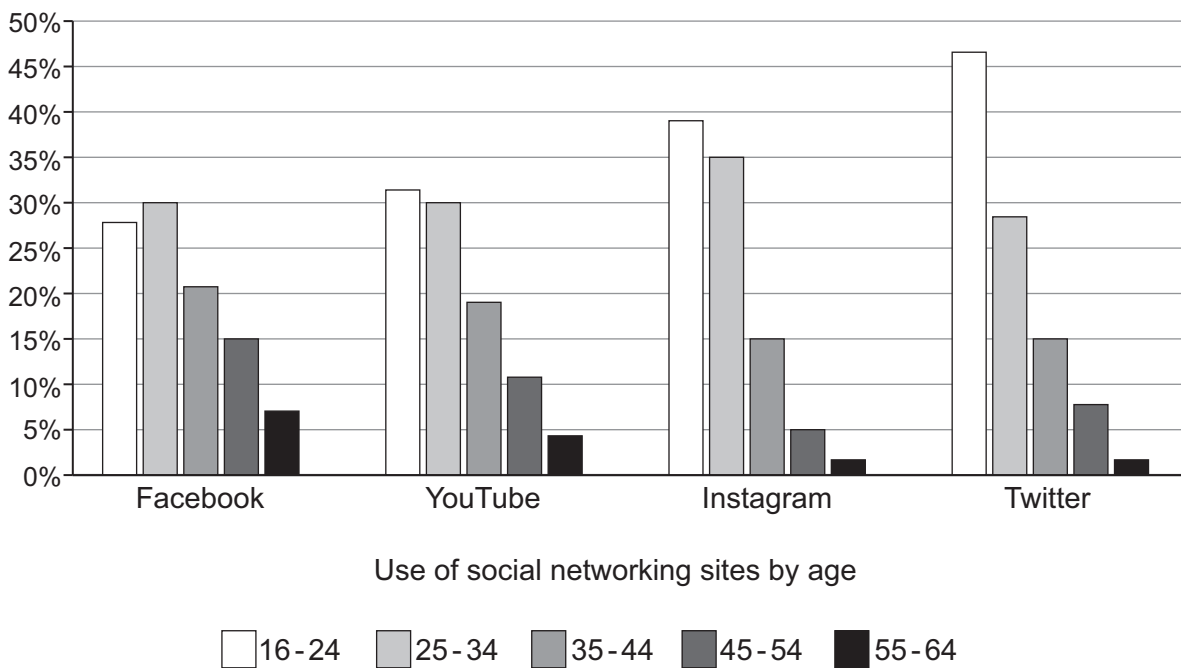
- (c) Assess the impact of labelling on attainment in education. [30]

Option 2 Media

Compulsory question

3. (a) Study the following item and answer the questions.

Use of social networking sites by age 2014



- (i) Summarise the content of the graph showing the use of social networking sites. [10]
- (ii) Explain **two** sociological reasons for the relationship between age and the use of social networking sites. [15]

Either,

- (b) Evaluate Marxist ideas on the ownership and control of the media in contemporary society. [30]

Or,

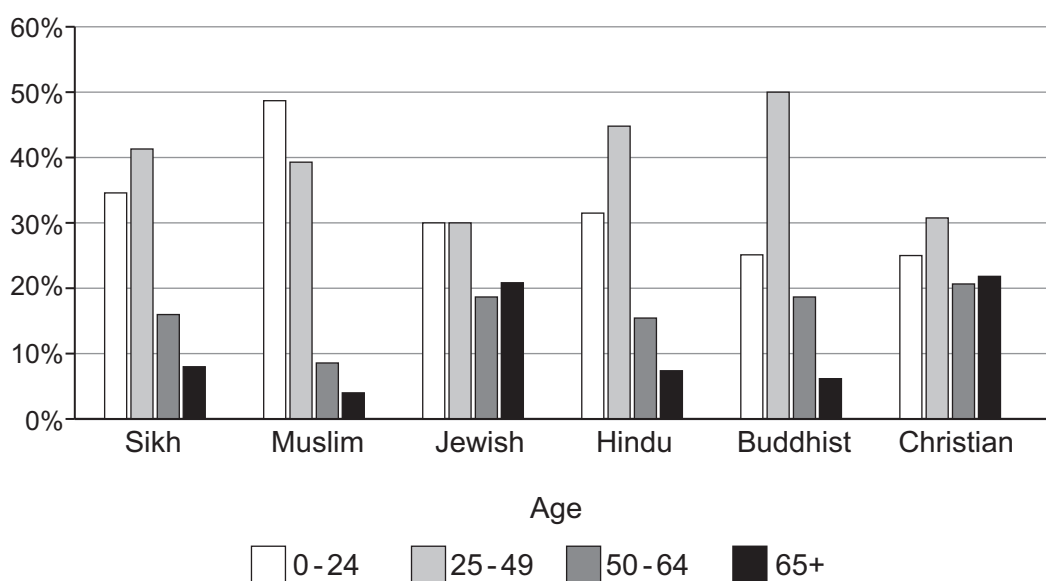
- (c) Assess the usefulness of the Hypodermic Syringe model of media effects. [30]

Option 3 Religion

Compulsory question

4. (a) Study the following item and answer the questions.

Age profile for different religions England and Wales 2011



Source: Census 2011 Office for National Statistics

- (i) Summarise the content of the graph showing the relationship between age profile and different religions. [10]
- (ii) Explain **two** sociological reasons for the relationship between age and religion. [15]

Either,

- (b) Evaluate the view that religion is in decline in the contemporary UK. [30]

Or,

- (c) Assess sociological explanations for the relationship between gender and religion. [30]

END OF PAPER

BLANK PAGE

BLANK PAGE