

OCR

Oxford Cambridge and RSA

Wednesday 3 June 2015 – Morning

AS GCE/Level 3 Certificate

QUANTITATIVE METHODS (MEI)

G244/01 Introduction to Quantitative Methods (IQM)

Insert

Duration: 1 hour 30 minutes



INFORMATION FOR CANDIDATES

- This Insert contains a copy of the pre-release material for use with the Question Paper.
- This document consists of **4** pages. Any blank pages are indicated.

INSTRUCTION TO EXAMS OFFICER/INVIGILATOR

- Do not send this Insert for marking; it should be retained in the centre or recycled.
Please contact OCR Copyright should you wish to re-use this document.

Metric prefixes

Power of 10	Prefix	Power of 10	Prefix	Power of 10	Prefix	Power of 10	Prefix
24	yotta	12	tera	-3	milli	-15	femto
21	zetta	9	giga	-6	micro	-18	atto
18	exa	6	mega	-9	nano	-21	zepto
15	peta	3	kilo	-12	pico	-24	yocto

A nation of teen mums and migrants? Guess again

Richard Ford Home Correspondent

Britons are wrong in their estimates of society's demographics – from immigration and Islam to teen pregnancy rates – despite the country being awash with official statistics.

The British believe one in five of the population is Muslim while the actual figure is one in 20, an Ipsos MORI poll has found.

They think that nearly a quarter of the population are immigrants, which is almost twice the actual figure of 13 per cent. People also think that one in six of all teenage girls aged 15 to 19 gives birth each year, although the actual figure is 3 per cent.

However, Britain is one of the best informed nations on the murder rate, with nearly half the population stating correctly that it is falling.

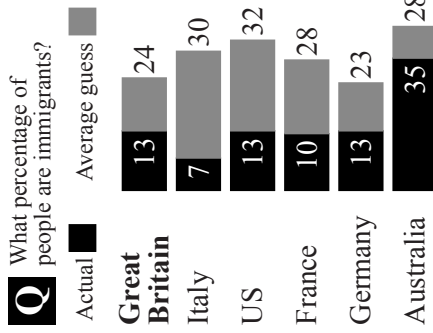
The British have many misconceptions but they are better than many other countries, the market research firm found. Among the 14 countries surveyed, Swedes performed best, Britons came fifth, while Italians were the worst for the accuracy of their predictions.

Bobby Duffy, managing director of Ipsos MORI, said reasons for the misconceptions included being poor at arithmetic and misinterpreting the question, for example by thinking about visible minorities rather than immigration.

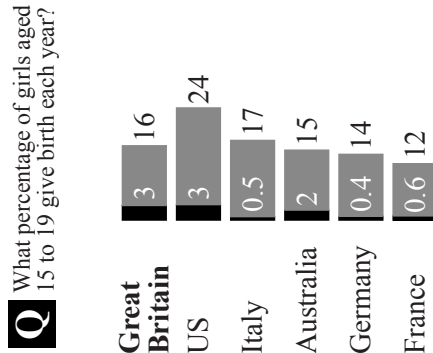
Many people remember vivid incidents and reports but do not remember facts and figures, he said. "They remember the vivid stories and it is that which sticks

The ignorance index

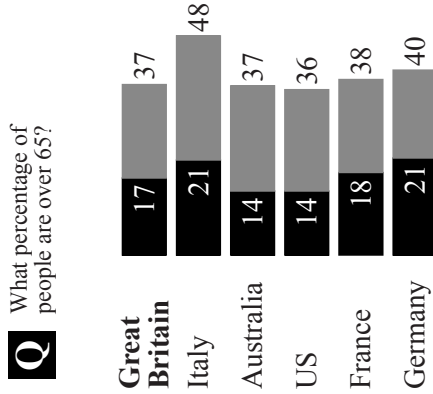
IMMIGRATION



TEENAGE MOTHERS



PENSIONERS



in their minds," Mr Duffy added: "They are sending messages about what worries them and what they are concerned about ... Sometimes if you are worried about an issue you overestimate it, and if you overestimate it, you worry about it."

Six out of ten Britons said they thought the percentage of people born overseas was 24 per cent because there were migrants in the country illegally who were not counted, while a third said they are simply guessing.

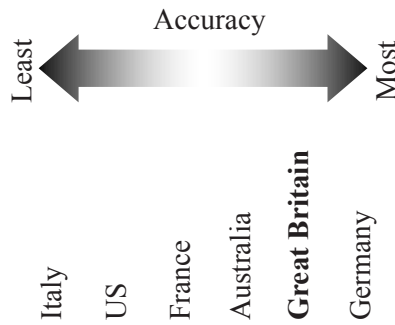
Britons also underestimate the proportion of Christians in the country. They guessed at 39 per cent when the figure is 59 per cent. They tend to believe the population is far older than it is, suggesting that media coverage of an ageing population has influenced the public.

However, Britain is not alone in getting things wrong. People in about half the 14 countries in which polling took place overestimated the proportion of Muslims. In France, people believe that 31 per cent of the population is Muslim compared with the real figure of 8 per cent.

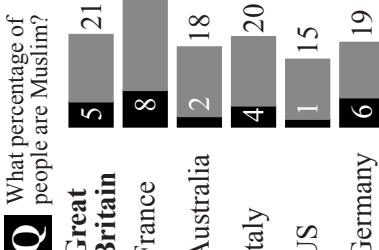
Dr Aaron Winter, of the University of East London, said: "The survey shows there is increasingly a political consensus that is forming the debate about immigration and Islam which is based on a faulty perception. It has largely been based and perpetuated by unsubstantiated fears and ideologues fear-mongering."

Researchers carried out 11,527 interviews in Australia, Belgium, Canada, France, Germany, Hungary, Italy, Japan, Poland, South Korea, Spain, Sweden, Britain and the US.

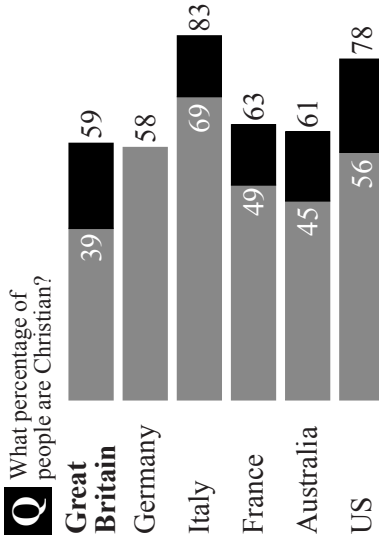
ACCURACY OF RESPONSES



MUSLIMS



RELIGION



Blank page

OCR
Oxford Cambridge and RSA

Copyright Information

OCR is committed to seeking permission to reproduce all third-party content that it uses in its assessment materials. OCR has attempted to identify and contact all copyright holders whose work is used in this paper. To avoid the issue of disclosure of answer-related information to candidates, all copyright acknowledgements are reproduced in the OCR Copyright Acknowledgements Booklet. This is produced for each series of examinations and is freely available to download from our public website (www.ocr.org.uk) after the live examination series.

If OCR has unwittingly failed to correctly acknowledge or clear any third-party content in this assessment material, OCR will be happy to correct its mistake at the earliest possible opportunity.

For queries or further information please contact the Copyright Team, First Floor, 9 Hills Road, Cambridge CB2 1GE.

OCR is part of the Cambridge Assessment Group; Cambridge Assessment is the brand name of University of Cambridge Local Examinations Syndicate (UCLES), which is itself a department of the University of Cambridge.