

OXFORD CAMBRIDGE AND RSA EXAMINATIONS
A2 GCE
G494/01
PHYSICS B (ADVANCING PHYSICS)
Rise and Fall of the Clockwork Universe
THURSDAY 11 JUNE 2015:
Morning
DURATION: 1 hour 15 minutes
plus your additional time allowance
MODIFIED ENLARGED 24pt

Candidate forename						Candidate surname				
Centre number						Candidate number				

Candidates answer on the Question Paper.

OCR SUPPLIED MATERIALS:

Data, Formulae and Relationships Booklet
(sent with general stationery)

OTHER MATERIALS REQUIRED:

Electronic calculator
Ruler (cm/mm)

READ INSTRUCTIONS OVERLEAF

INSTRUCTIONS TO CANDIDATES

Write your name, centre number and candidate number in the boxes on the first page. Please write clearly and in capital letters.

Use black ink. HB pencil may be used for graphs and diagrams only.

Answer ALL the questions.

Read each question carefully. Make sure you know what you have to do before starting your answer.

Write your answer to each question in the space provided. If additional space is required, you should use the lined page at the end of this booklet. The question number(s) must be clearly shown.

INFORMATION FOR CANDIDATES

The number of marks is given in brackets [] at the end of each question or part question.

The total number of marks for this paper is 60.

You may use an electronic calculator.

You are advised to show all the steps in any calculations.



Where you see this icon you will be awarded marks for the quality of written communication in your answer.

This means for example, you should

ensure that text is legible and that spelling, punctuation and grammar are accurate so that the meaning is clear;

organise information clearly and coherently, using specialist vocabulary when appropriate.

The values of standard physical constants are given in the Data, Formulae and Relationships Booklet. Any additional data required are given in the appropriate question.

Any blank pages are indicated.

Answer ALL the questions.

SECTION A

1 Here is a list of units.

N m kg^{-1}

N kg^{-1}

J m^{-1}

kg m s^{-1}

m s^{-1}

(a) Which one is a correct unit for gravitational field strength?

_____ **[1]**

(b) Which one is a correct unit for gravitational potential?

_____ **[1]**

- 2 The Big Bang theory states that the Universe has been expanding ever since it first appeared.**

State and explain ONE piece of evidence for this theory.

[2]

- 3 The half-life of π^+ mesons at rest in a laboratory is 18 ns. When a beam of fast-moving π^+ mesons move through the laboratory their measured half-life becomes 42 ns.**

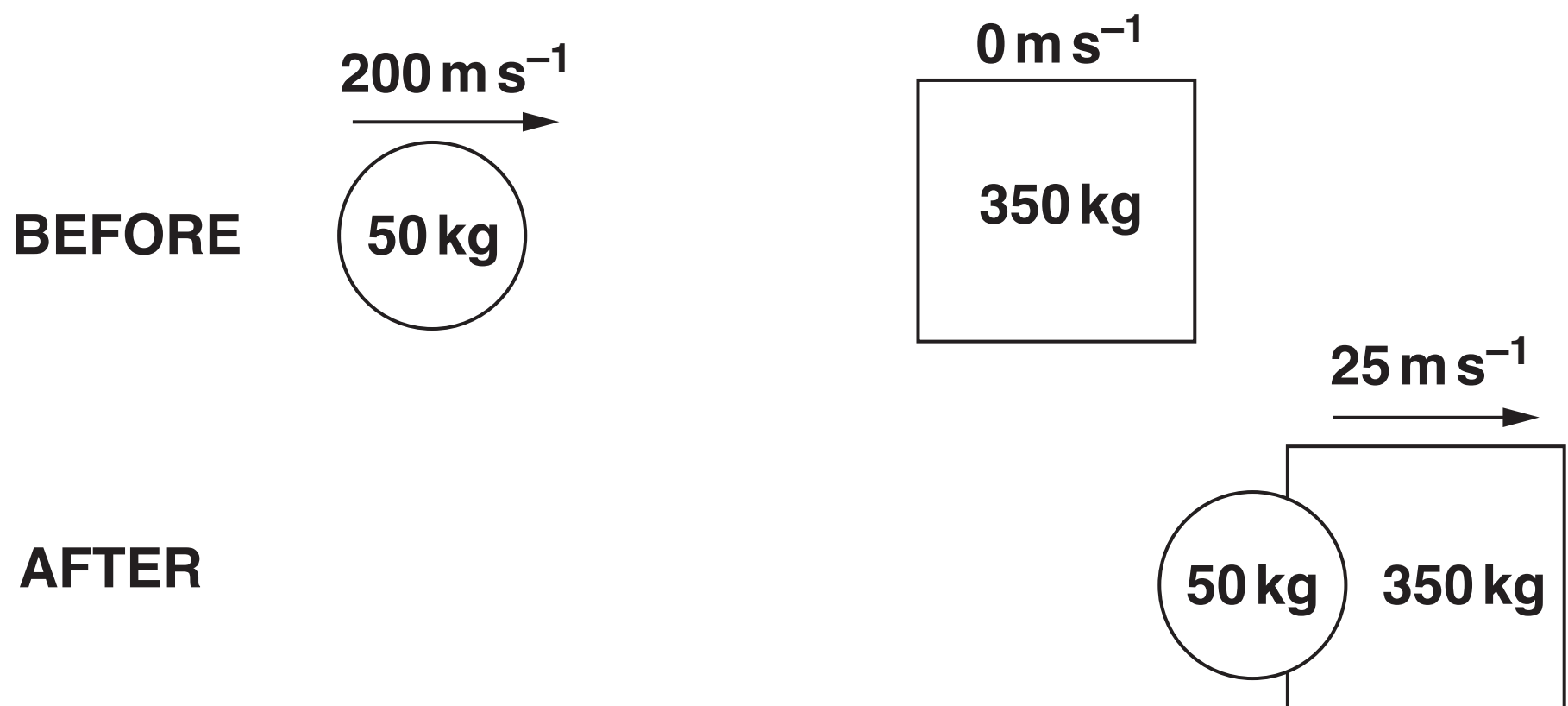
By calculating the relativistic factor γ for the π^+ mesons in the beam, determine their speed v through the laboratory.

$$c = 3.0 \times 10^8 \text{ m s}^{-1}$$

$$v = \text{_____} \text{ m s}^{-1} \text{ [3]}$$

- 4 Fig. 4.1 shows the situation before and after the collision of two spacecraft in empty space.

Fig. 4.1



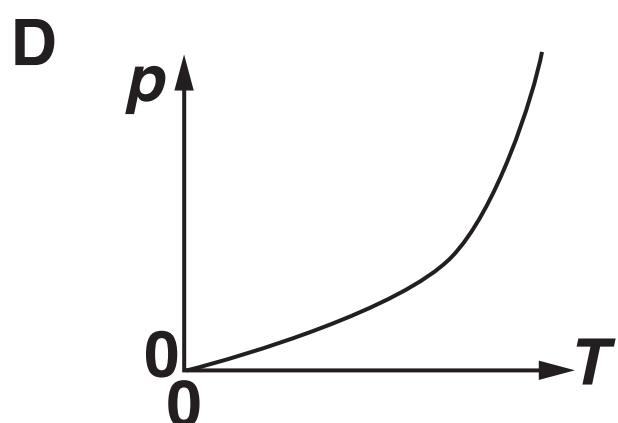
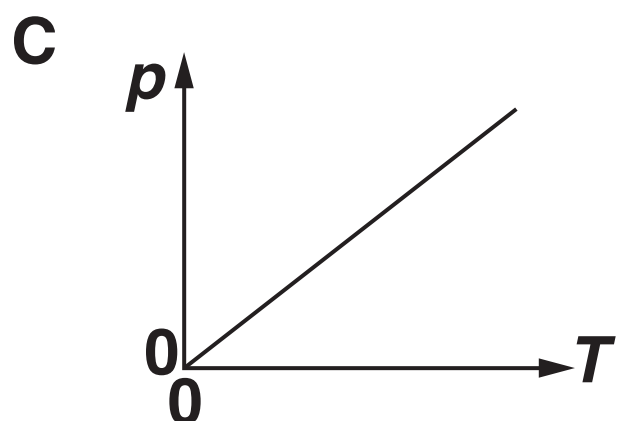
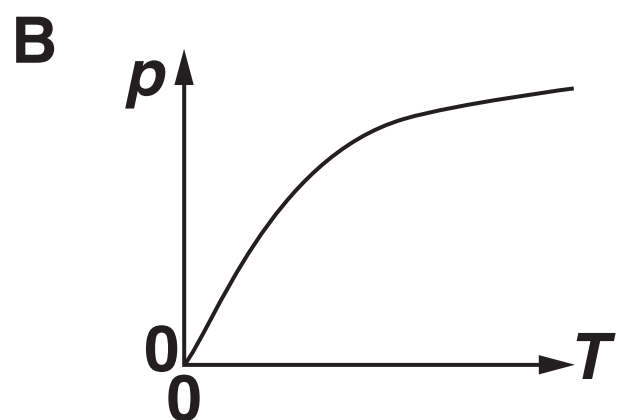
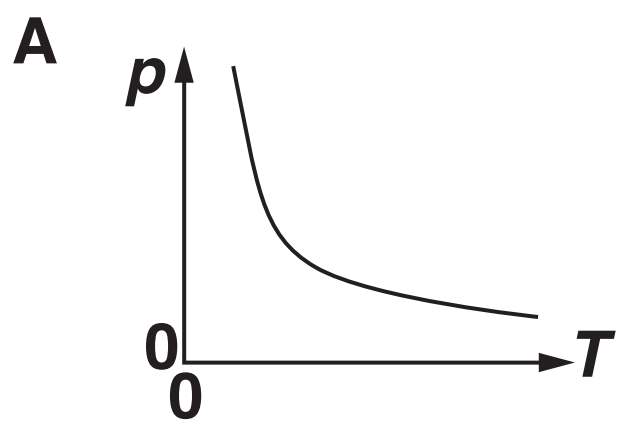
- (a) Use calculations to show that the collision conserves momentum but does NOT conserve kinetic energy.

[3]

- (b) Suggest why the collision does not conserve kinetic energy.

[1]

5 Which one of these four graphs A, B, C or D shows how the pressure p of a fixed mass of gas at a constant volume V changes with kelvin temperature T ?



answer _____ [1]

6 A student calculates the motion of a mass of 0.25 kg suspended by a spring of force constant 50 N m⁻¹. The mass is displaced vertically from equilibrium by 0.030 m at time $t = 0$ and released.

The student uses $\Delta v = -\frac{k}{m} x \Delta t$ followed by $\Delta x = v \Delta t$ to estimate the displacement of the mass at time $t = 0.10$ s.

(a) Complete the table.

t/s	$v/\text{m s}^{-1}$	x/m	$\Delta t/\text{s}$	$\Delta v/\text{m s}^{-1}$
0.00	0.00	0.030	0.05	
0.05		0.015	0.05	-0.15
0.10	-0.45			

[3]

(b) The student uses the relationship $x = A\cos(2\pi ft)$ to calculate the displacement of the mass at $t = 0.10$ s as +0.0047 m.

Why is this value different from that obtained from the method of (a)?

[1]

- 7 The table shows some measurements of air density at different temperatures at constant pressure.

Temperature / K	Density / kg m ⁻³
273	1.29
283	1.25
293	1.20
303	1.16

Kinetic theory suggests that the density ρ of an ideal gas with particles of mass m and pressure p is related to its kelvin temperature T by the equation

$$\rho = \frac{pm}{kT}$$

where k is the Boltzmann constant.

Do the measurements support this equation? Justify your answer with calculations.

[2]

8 The equation $\frac{dN}{dt} = -\lambda N$ can be used to model the decay of a radioisotope.

Suggest how a value for the term λ can be determined experimentally for the radioisotope.

[1]

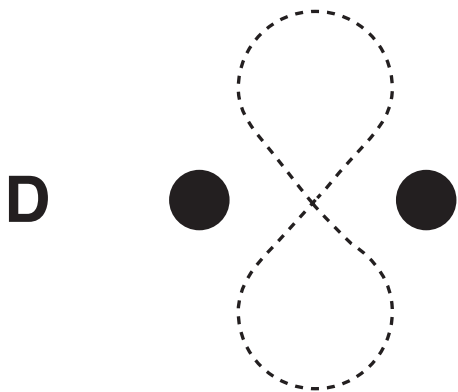

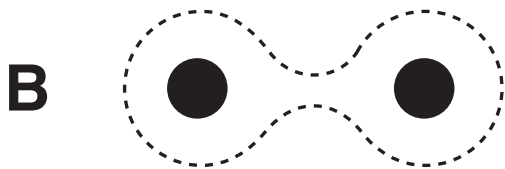
9 Fig. 9.1 shows a binary star system. Both stars have the same mass and radius.

Fig. 9.1



Fig. 9.2 shows four different attempts to sketch a gravitational equipotential curve in the binary star system. Which attempt A, B, C or D is correct?

Fig. 9.2



answer _____ [1]

[SECTION A TOTAL: 20]

SECTION B

- 10 This question is about possible flaws in an attempt to estimate a value for the gravitational constant G using Earth-based observations.

The table contains the results of data required.

radius of Earth at equator	$6.4 \times 10^6 \text{ m}$
mean density of surface rocks on Earth	$2.7 \times 10^3 \text{ kg m}^{-3}$
period of Moon's orbit around the Earth	$2.4 \times 10^6 \text{ s}$
time for a laser pulse fired at the Moon to return	2.5 s

- (a) The Moon of mass m orbits the Earth of mass M in a circular path of radius r with a period T .
By setting the centripetal force on the Moon equal to its gravitational attraction to the Earth, show that

$$G = \left(\frac{4\pi^2}{M} \right) \frac{r^3}{T^2}$$

[3]

- (b) The mass M of the Earth can be estimated from its radius R and its density ρ .**

Use the data for radius and density in the table to show that they give a value of M which is about 3×10^{24} kg.

[2]

- (c) The distance r from the centre of the Earth to the centre of the Moon can be estimated by timing the return of laser pulses reflected from the Moon's surface.**

The relationship $r = \frac{c\Delta t}{2}$ can be used to estimate a value for r from the time interval Δt between the emission and return of a laser pulse.

- (i) State TWO assumptions required for the relationship to be valid.**

[2]

- (ii) Use the data from the table to calculate a value for r and hence show that the value of G obtained from (a) and (b) is very different from the accepted value of $6.7 \times 10^{-11} \text{ N m}^2 \text{ kg}^{-2}$.

$$c = 3.0 \times 10^8 \text{ m s}^{-1}$$

$$G = \underline{\hspace{2cm}} \text{ N m}^2 \text{ kg}^{-2} \text{ [2]}$$

- (iii) Suggest a reason why your calculated value of G is very different from the accepted value. Justify your answer.

[2]

11 This question is about the pressure of the atmosphere.

- (a) Use the behaviour of air molecules to explain how the Earth's atmosphere exerts a pressure on the ground.**



Your answer should clearly link the behaviour of the molecules to gas pressure.

[3]

(b) The equation $pV = \frac{1}{3} Nm\overline{c^2}$ relates the mean square speed $\overline{c^2}$ of N gas molecules of mass m to the pressure p and volume V of an ideal gas.

(i) By assuming that air at 20°C is an ideal gas, show that the root mean square speed of its molecules is about 500 m s^{-1} .

$$m = 4.7 \times 10^{-26} \text{ kg}$$

$$k = 1.4 \times 10^{-23} \text{ J K}^{-1}$$

[3]

(ii) Atmospheric pressure at 20°C is typically $1.0 \times 10^5 \text{ Pa}$.

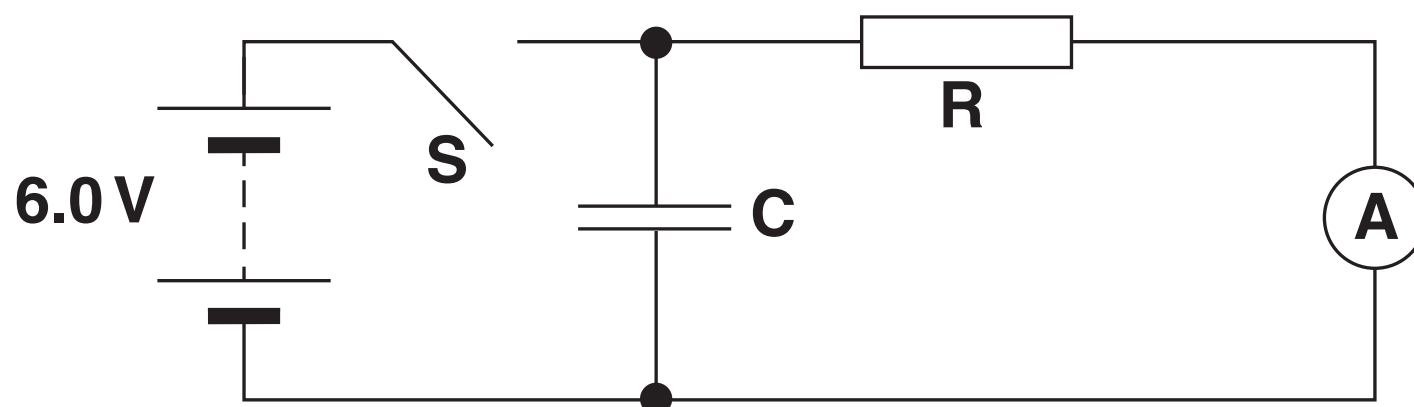
Estimate the rate at which air molecules collide with an object of surface area 0.56 m^2 to provide this pressure.

State ONE assumption you have to make.

collision rate = _____ s^{-1} [4]

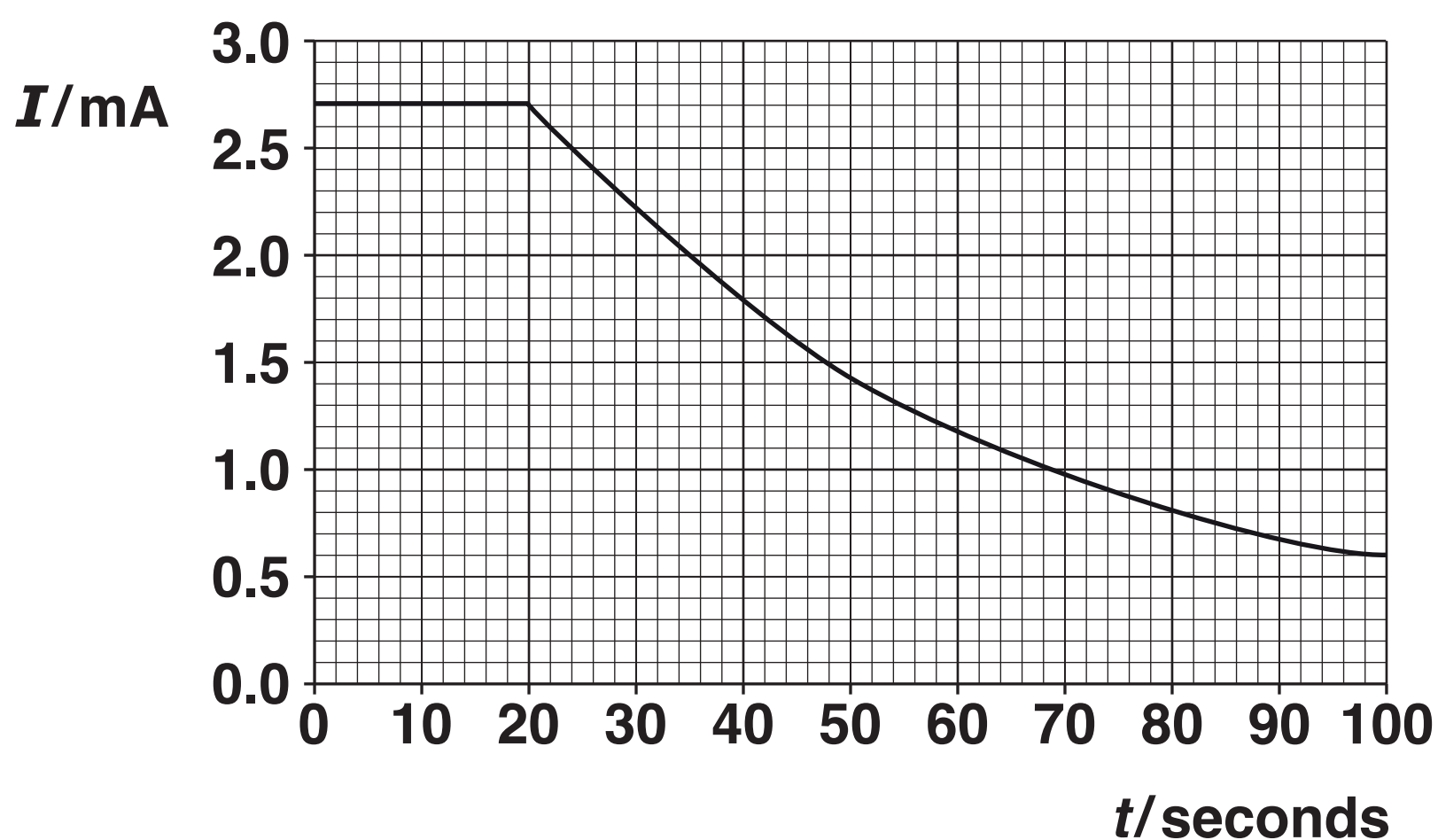
- 12 (a) The circuit shown in Fig. 12.1 is used to determine the capacitance of a capacitor.

Fig. 12.1



The switch S is closed at time $t = 0$ s. This allows the 6.0 V battery to charge the capacitor C. The switch is then opened at time $t = 20$ s, allowing the capacitor to discharge through resistor R. The graph of Fig. 12.2 shows how the current I in the ammeter varies with time.

Fig. 12.2



Use the data to

(i) show that R has a value of about $2\text{ k}\Omega$

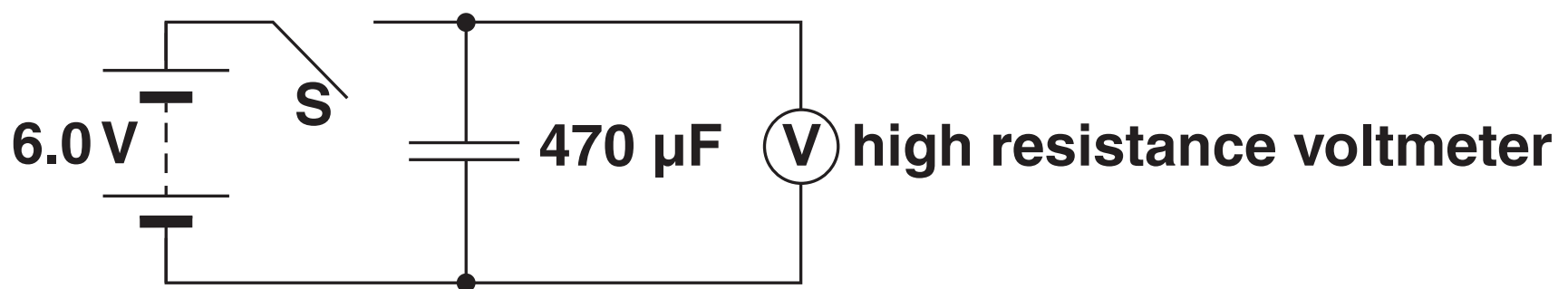
[1]

(ii) calculate a value C for the capacitance of C.

$C =$ _____ F [2]

(b) A $470\ \mu\text{F}$ capacitor is placed in the circuit of Fig. 12.3.

Fig. 12.3



When the switch S is opened, the reading on the voltmeter decreases by 0.12V in 60s . This is because the insulator which separates the capacitor plates does not have infinite resistance. Charge is able to flow directly from one plate to another through the insulator, making a ‘leakage current’.

(i) Calculate the leakage current in the insulator.

leakage current = _____ μA [2]

(ii) Leakage current increases with temperature. The Boltzmann factor can be used to predict that the leakage current I is related to the temperature T by the equation $I = Ae^{-\varepsilon/kT}$, where A is a constant.

Suggest the meaning of the quantity ε in this equation.

[2]

- (iii) The leakage current rises from $1.0\mu\text{A}$ to $10\mu\text{A}$ as the temperature of the capacitor increases from 300 K to 400 K . Calculate the value of ε .

$$k = 1.4 \times 10^{-23} \text{ J K}^{-1}$$

$$\varepsilon = \text{_____ J [2]}$$

13 This question is about avoiding resonant oscillations in an earthquake.

The lift in a skyscraper can be modelled as a mass suspended by a spring from the top of the building. The lift will therefore have a natural frequency of vertical oscillations f_0 . If the value of f_0 lies within the range 2 Hz–0.2 Hz, there is a risk that surface waves from an earthquake will set the lift into resonance.

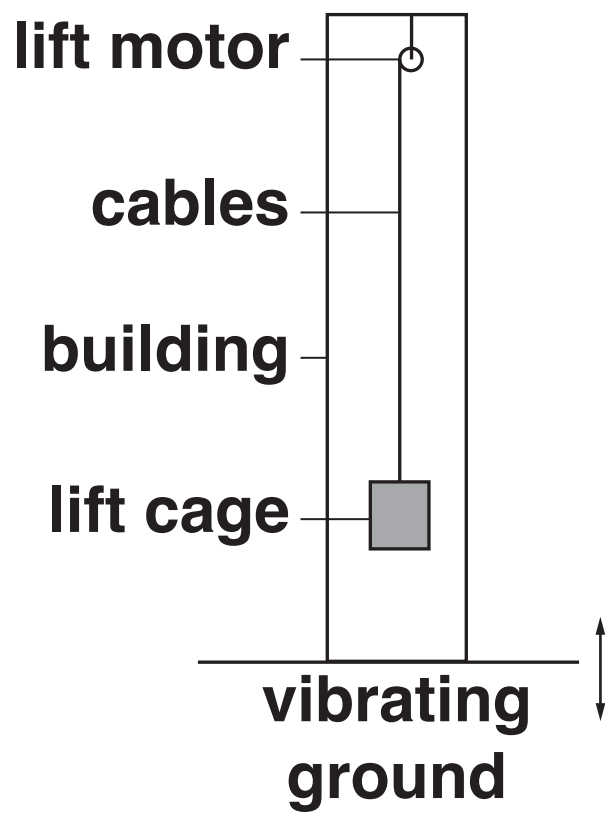
- (a) Explain why it is important to design the lift so that it cannot be easily set into resonance.**

[2]

- (b) Fig. 13.1 opposite shows a lift cage suspended by steel cables from the top of a tall building. Here are some data for a typical lift.**

mass of empty cage	1500 kg
maximum load of 8 people	640 kg
maximum length of cable	300 m
overall cross-sectional area of cables	$2.5 \times 10^{-4} \text{ m}^2$
Young modulus of steel	$2.0 \times 10^{11} \text{ Pa}$
yield stress of steel	$2.5 \times 10^8 \text{ Pa}$

Fig. 13.1



- (i) Show that the force constant k of a cable of length L , cross-sectional area A and Young modulus E is given by

$$k = \frac{EA}{L}$$

[2]

- (ii) Use calculations to show that the lift is in danger of resonance from earthquake waves when it contains a maximum load and the cables are at their maximum length.

[3]

(c) (i) Suggest why it is impractical to make the lift safe from resonance by adding some damping.

[1]

(ii) Suggest and explain ONE other practical modification to the lift which would reduce the risk of resonance in an earthquake.



Your answer should clearly explain how your suggestion reduces the risk.

[2]

[SECTION B TOTAL: 40]

END OF QUESTION PAPER

ADDITIONAL ANSWER SPACE

If additional answer space is required, you should use the following lined page. The question number(s) must be clearly shown in the margins.

[illegible]

Copyright Information

OCR is committed to seeking permission to reproduce all third-party content that it uses in its assessment materials. OCR has attempted to identify and contact all copyright holders whose work is used in this paper. To avoid the issue of disclosure of answer-related information to candidates, all copyright acknowledgements are reproduced in the OCR Copyright Acknowledgements Booklet. This is produced for each series of examinations and is freely available to download from our public website (www.ocr.org.uk) after the live examination series.

If OCR has unwittingly failed to correctly acknowledge or clear any third-party content in this assessment material, OCR will be happy to correct its mistake at the earliest possible opportunity.

For queries or further information please contact the Copyright Team, First Floor, 9 Hills Road, Cambridge CB2 1GE.

OCR is part of the Cambridge Assessment Group; Cambridge Assessment is the brand name of University of Cambridge Local Examinations Syndicate (UCLES), which is itself a department of the University of Cambridge.

