



Centre Number

71	
----	--

Candidate Number

--

ADVANCED SUBSIDIARY (AS)  
General Certificate of Education  
2013

---

## Physics

Assessment Unit AS 1

*assessing*

Module 1: Forces, Energy and Electricity

[AY111]

MV18

THURSDAY 13 JUNE, AFTERNOON

---

### TIME

1 hour 30 minutes, plus your additional time allowance.

### INSTRUCTIONS TO CANDIDATES

Write your Centre Number and Candidate Number in the spaces provided at the top of this page.

Answer **all** questions.

Write your answers in the spaces provided in this question paper.

### INFORMATION FOR CANDIDATES

The total mark for this paper is 75.

Quality of written communication will be assessed in Question 5. Figures in brackets printed at the end of each question indicate the marks awarded to each question.

Your attention is drawn to the Data and Formulae Sheet which is inside this question paper.

You may use an electronic calculator.

---

1 The physical quantity **power** may be defined as:

**the rate of doing work or the rate of energy transfer.**

(a) Use the definition to explain whether power is a vector or scalar quantity. [1]

---

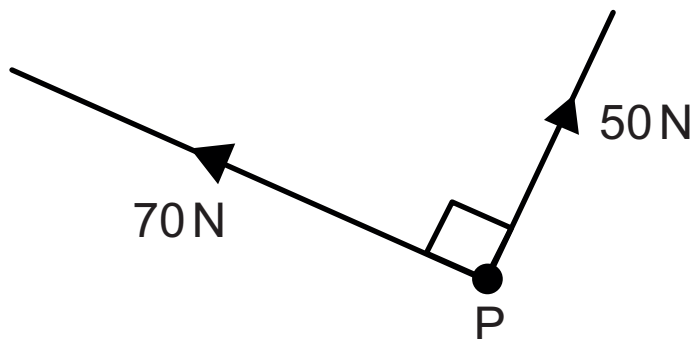
---

(b) A particle P is acted on by two perpendicular forces as shown in **Fig. 1.1**.

**Fig. 1.1** is not drawn to scale.

(i) On **Fig. 1.1** draw the resultant of these two forces. [1]

**Fig. 1.1**



- (ii) Determine, by calculation or scale drawing, the magnitude of the resultant vector acting on particle P. [2]

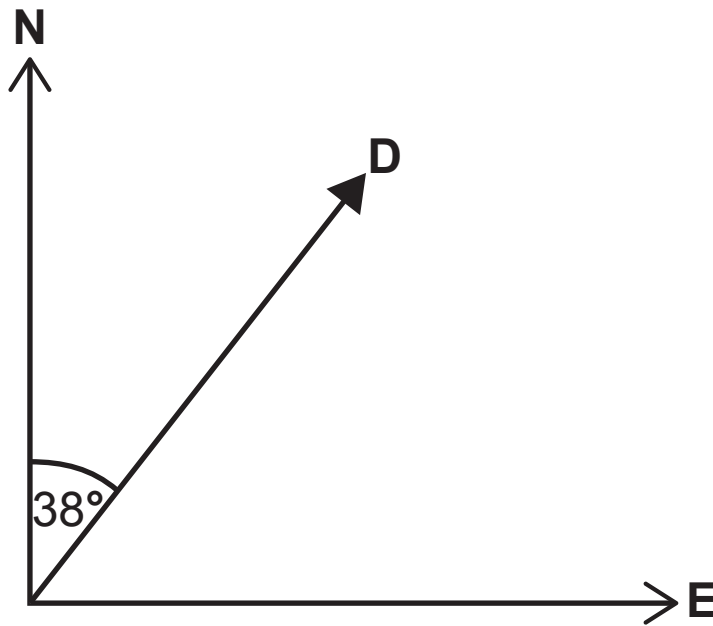
Magnitude = \_\_\_\_\_ N

- (iii) Determine the direction, relative to the 70 N vector, in which the resultant vector acts. [2]

Direction = \_\_\_\_\_ °

(c) A displacement vector  $D$  has magnitude and direction  $64 \text{ km}$ ,  $38^\circ$  east of north as shown in **Fig. 1.2**. Find the components of vector  $D$  in the east and north directions. [2]

**Fig. 1.2**



East = \_\_\_\_\_ km

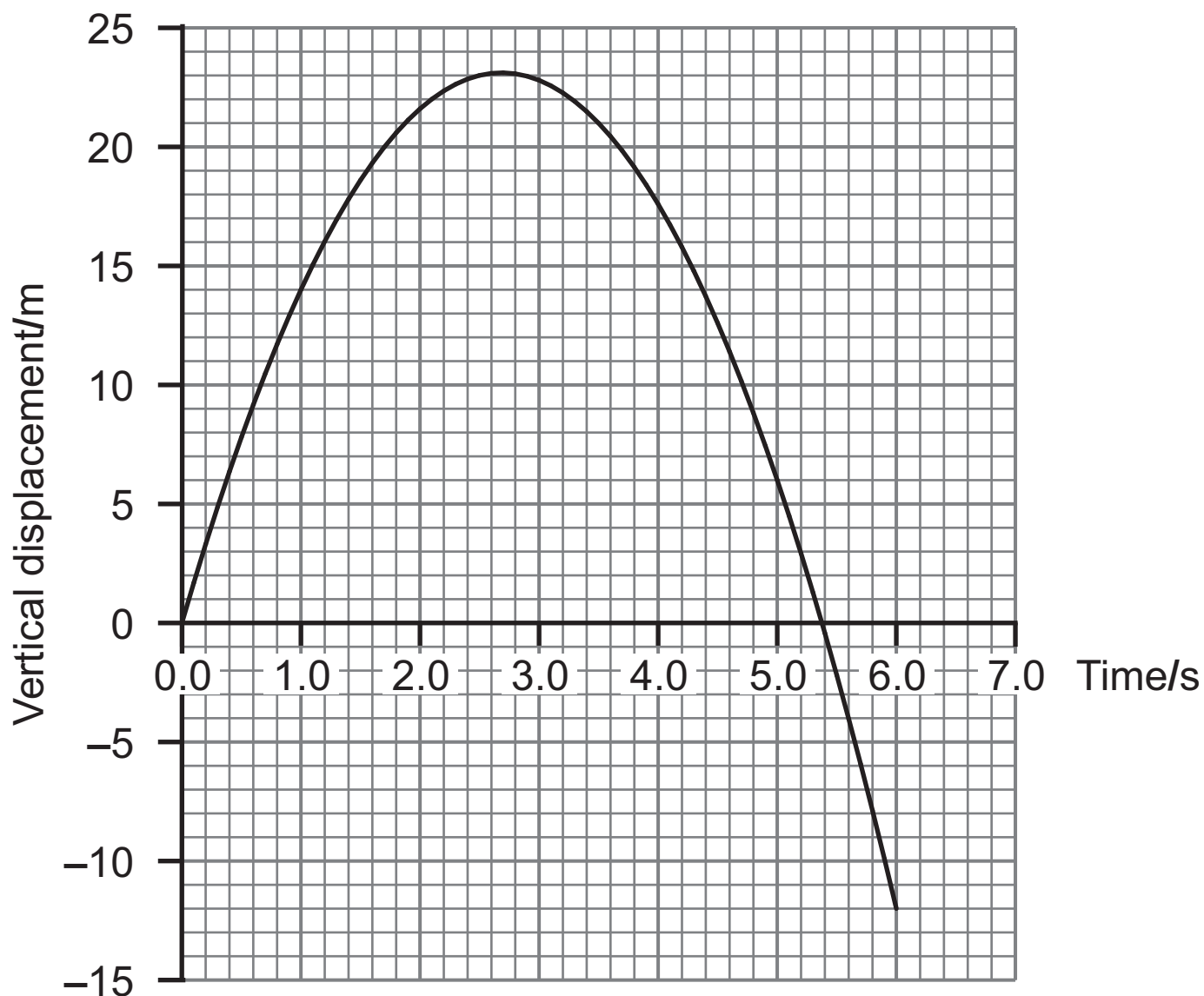
North = \_\_\_\_\_ km

**BLANK PAGE**

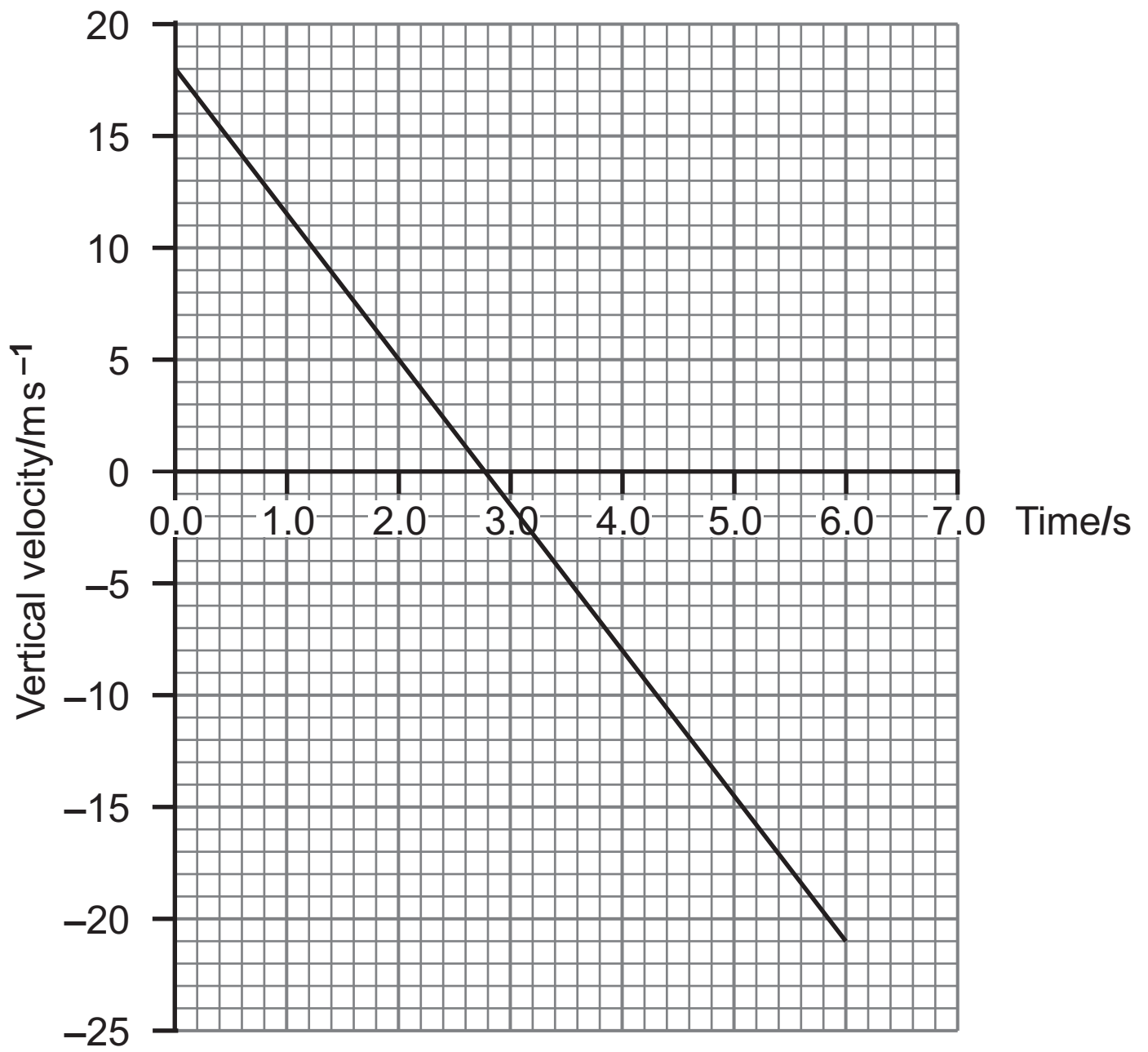
**(Questions continue overleaf)**

2 Figs. 2.1 and 2.2 represent the data for the **projectile motion** of a ball thrown from a high point above the ground on Planet X. Fig. 2.1 is a graph of the variation of the ball's **vertical displacement** with time. Fig. 2.2 is a graph of the variation of the same ball's **vertical velocity** with time.

Fig. 2.1



**Fig. 2.2**



- (a) (i) Calculate the acceleration due to gravity on Planet X. [3]

Acceleration = \_\_\_\_\_  $\text{ms}^{-2}$

- (ii) Show that the vertical displacement of the ball after the 6 s monitoring period determined from the velocity–time graph is consistent, to  $\pm 30\%$ , with the value obtained from the vertical displacement–time graph. [5]



**BLANK PAGE**

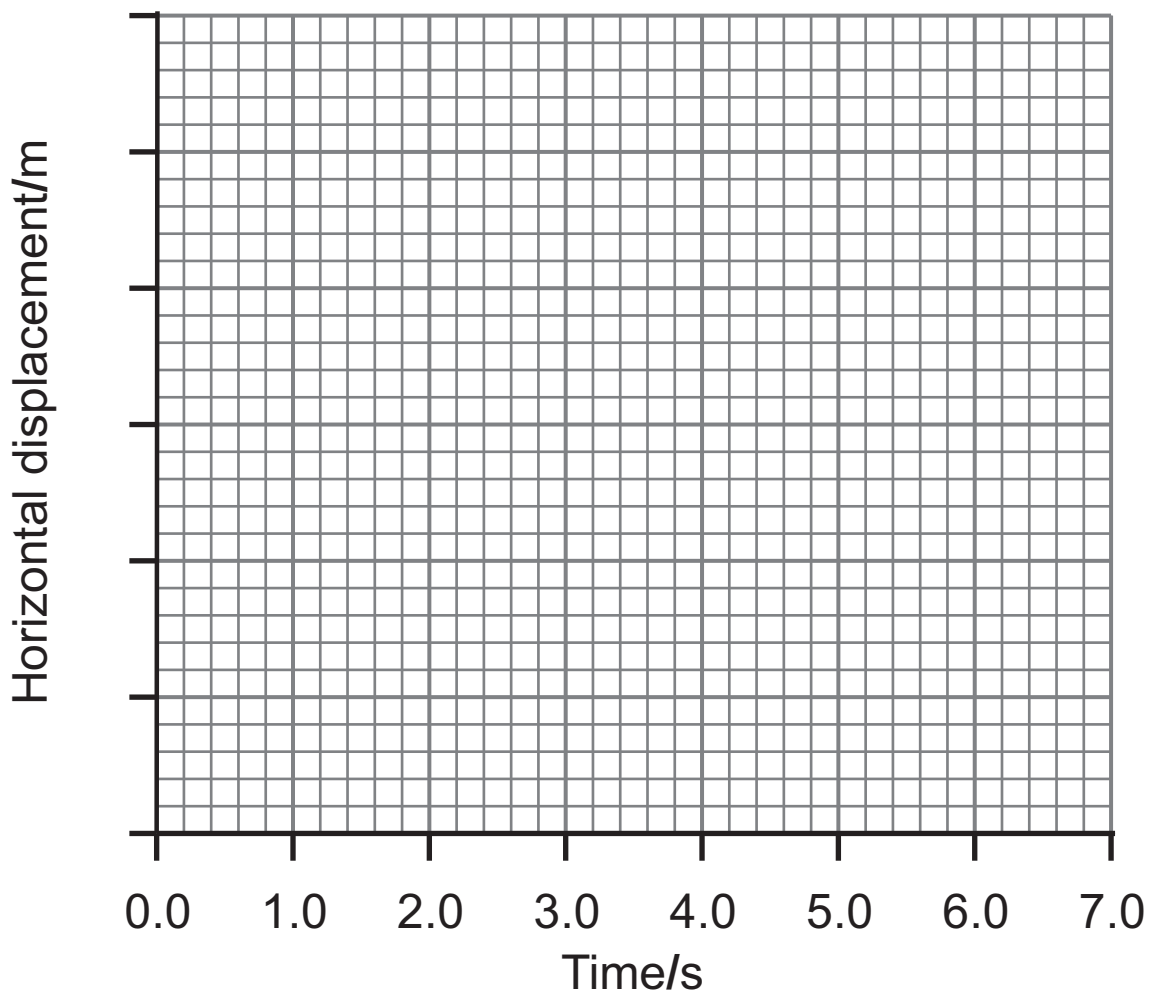
**(Questions continue overleaf)**

- (b) This part of the question considers the horizontal component of the ball's projectile motion.

The ball had a horizontal component of velocity of  $0.4 \text{ ms}^{-1}$  at the instant the six second monitoring period began.

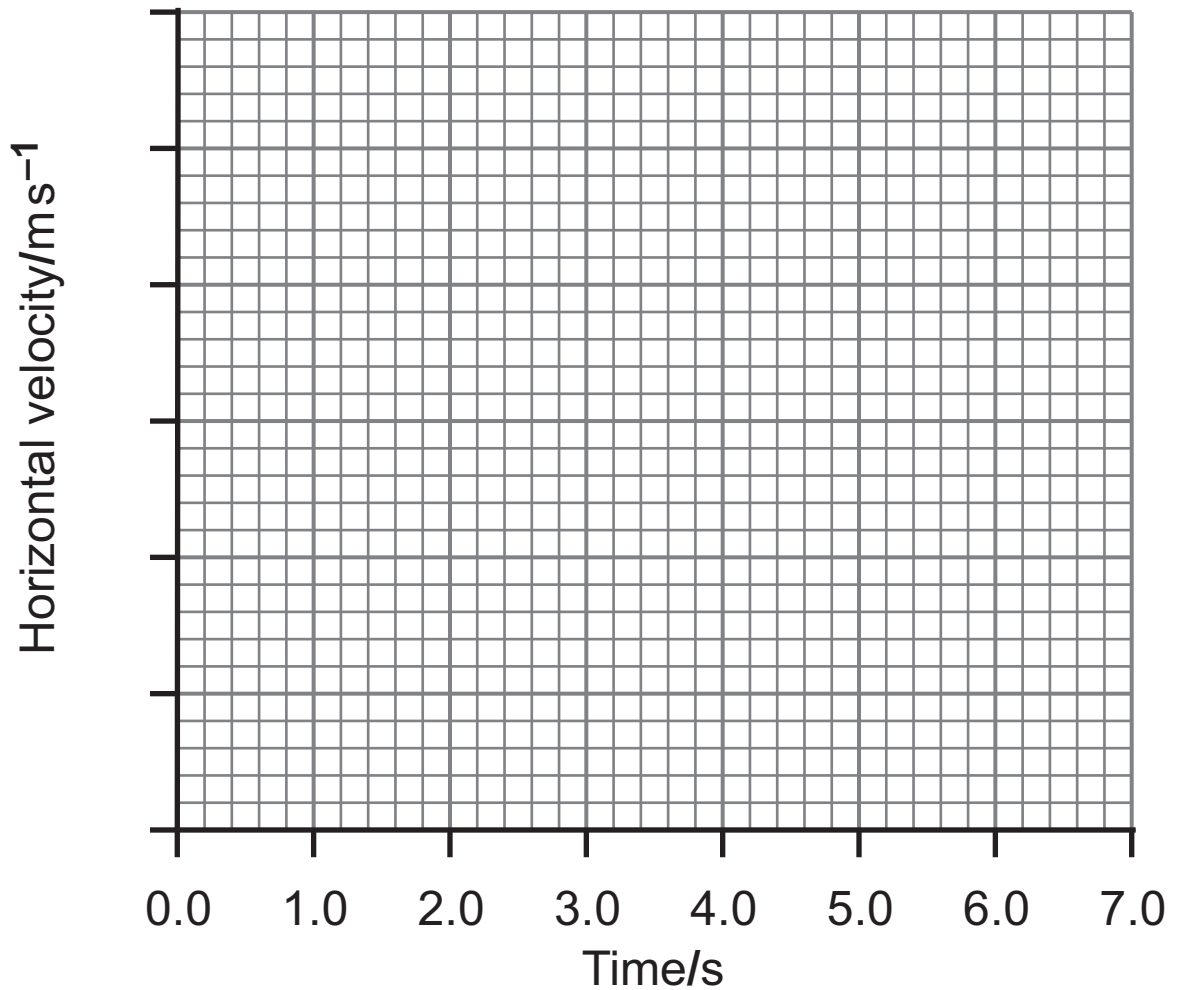
- (i) Complete the displacement–time graph of **Fig. 2.3** to show how the horizontal displacement of the ball varies with time up to six seconds. Add appropriate values to the vertical axis. [2]

**Fig. 2.3**



- (ii) Complete **Fig. 2.4** by sketching the best-fit line to show the variation in the horizontal velocity with time. Add appropriate values to the vertical axis. [1]

**Fig. 2.4**



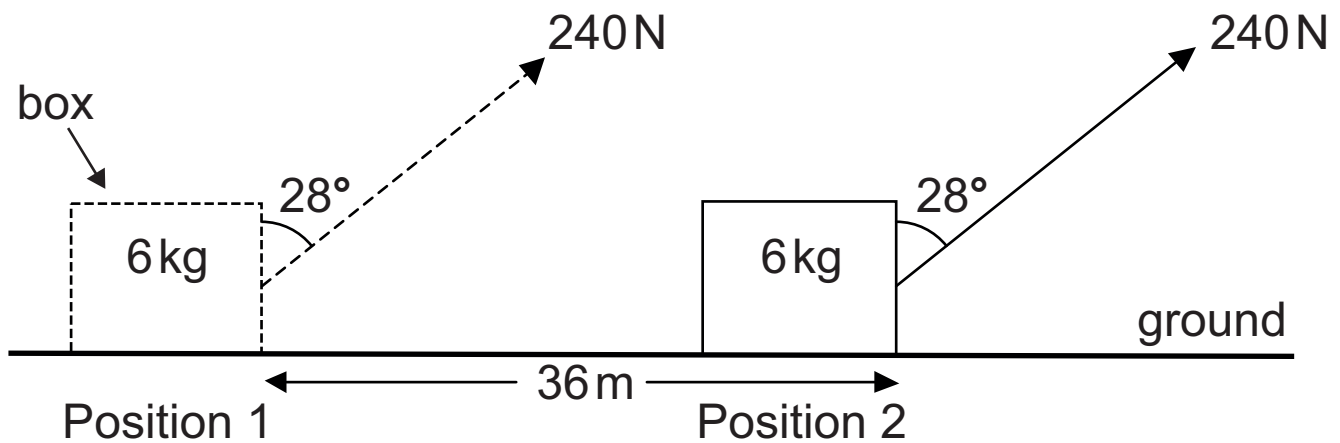
3 (a) (i) Define the term **work**. [1]

---

---

A rope exerts a force of 240 N on a box of mass 6 kg to move it at a **steady speed** along the ground. The rope acts at an angle of  $28^\circ$  to the vertical in moving the box a distance of 36 m from Position 1 to Position 2 as shown in **Fig. 3.1**.

**Fig. 3.1**



(ii) Calculate the value of the frictional force between the box and the ground. [2]

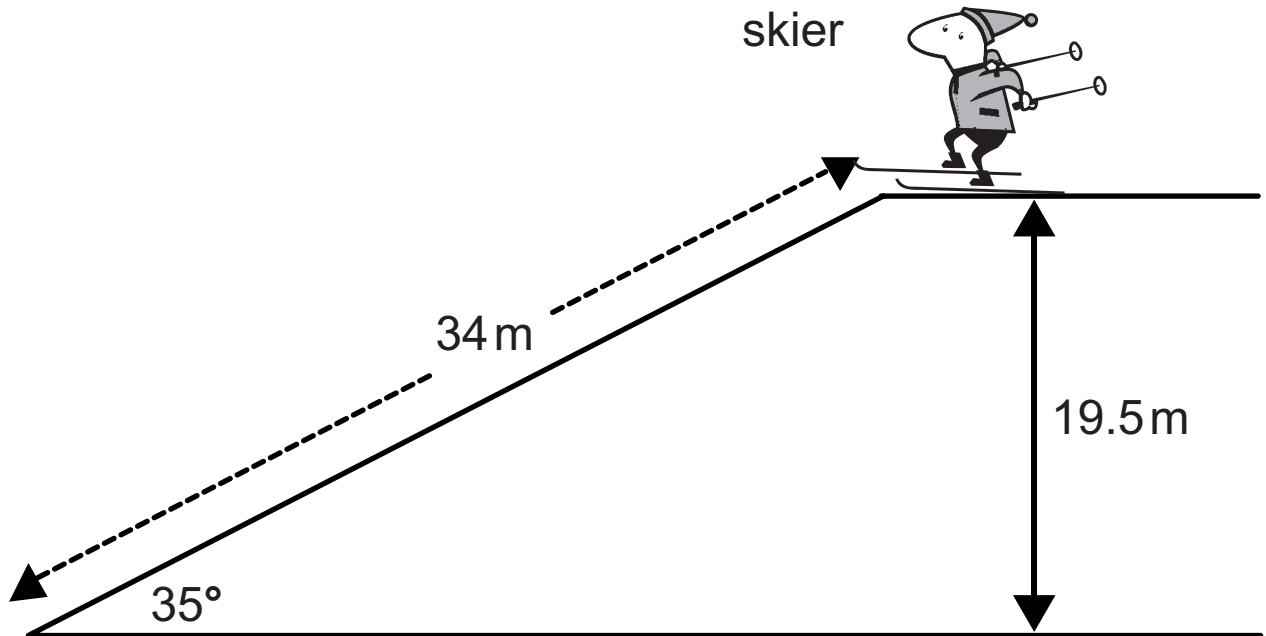
Frictional force = \_\_\_\_\_ N

(iii) Calculate the work done in moving the box from Position 1 to Position 2. [1]

Work = \_\_\_\_\_ J

(b) A skier of mass 78 kg is **stationary** at the top of a 34 m long slope. **Fig. 3.2** illustrates the situation.

**Fig. 3.2**



Calculate the velocity attained by the skier during the 34 m descent down the slope if 10% of the skier's energy is used up in overcoming friction. [3]

Velocity = \_\_\_\_\_  $\text{m s}^{-1}$

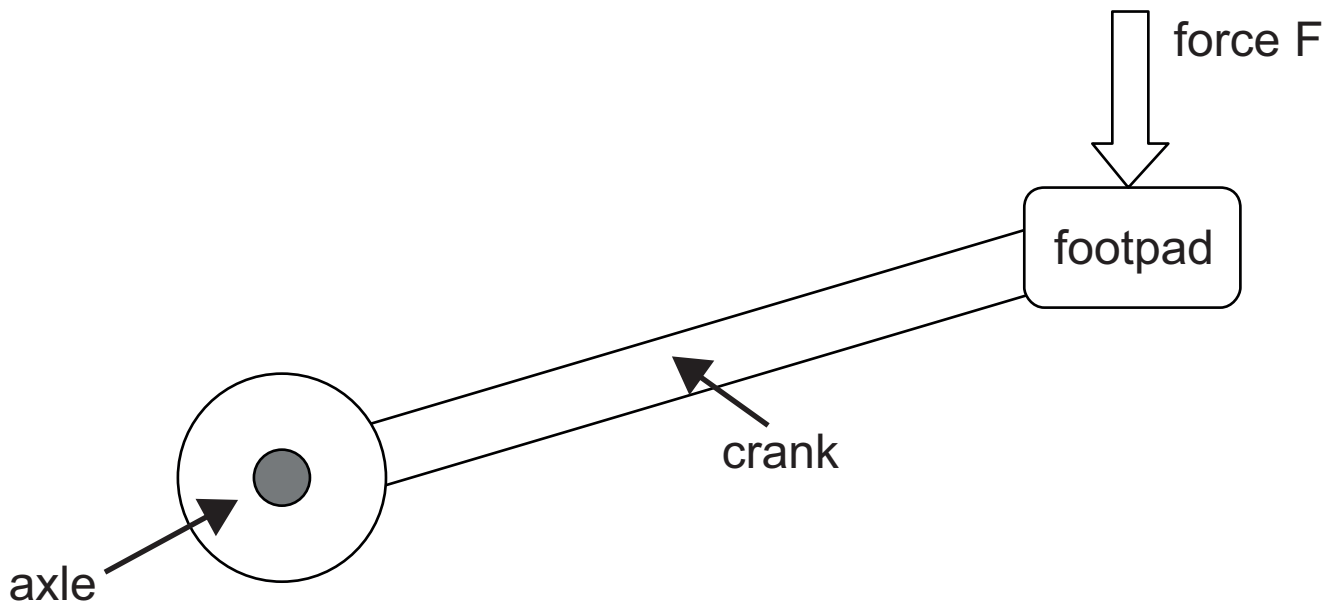
4 (a) Define the moment of a force about a point. [1]

---

---

(b) Fig. 4.1 represents the main features of a bicycle pedal. The force  $F$  exerted by the rider acts **vertically** down onto the footpad and a moment is exerted on the axle via the crank.

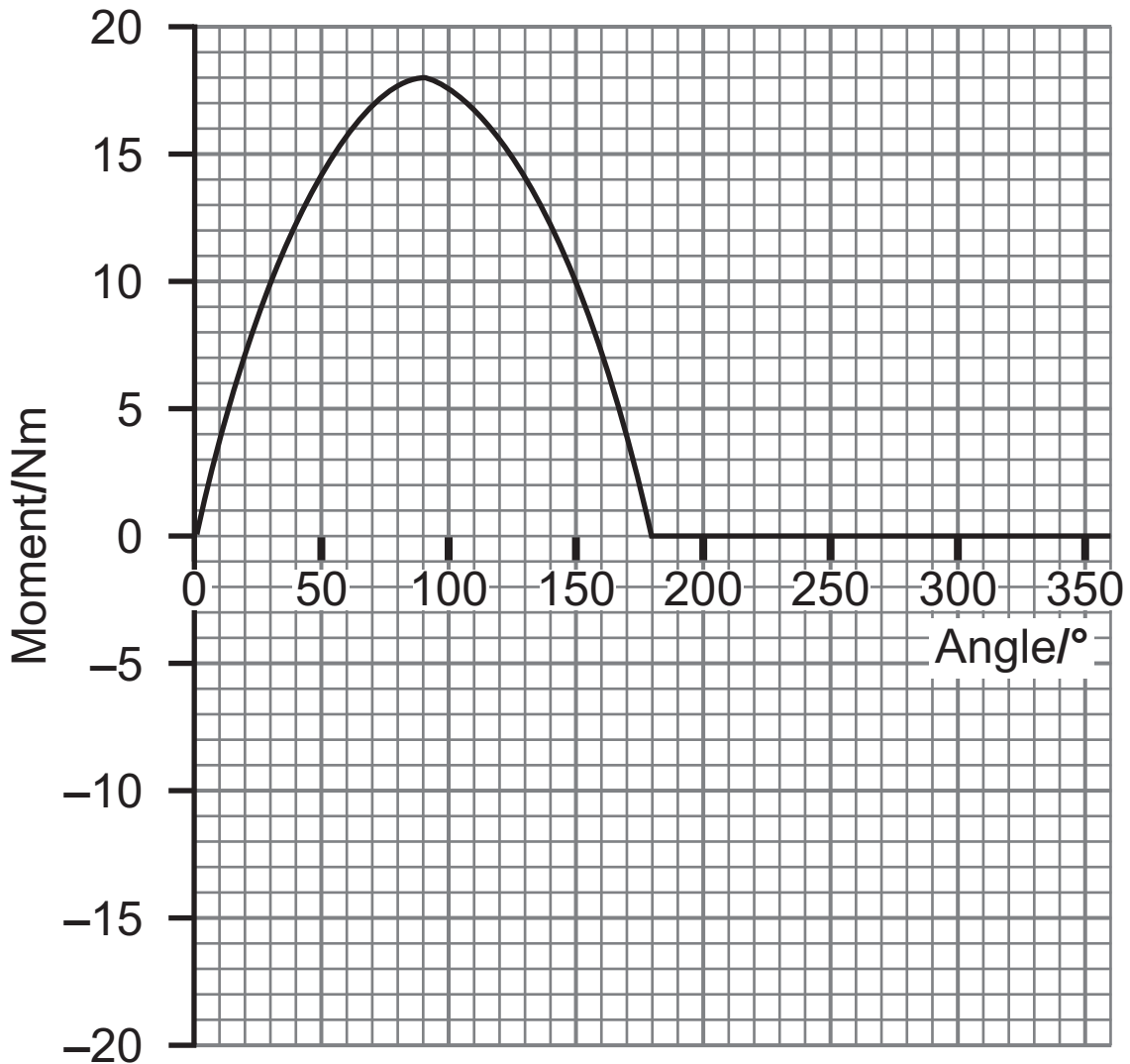
Fig. 4.1



(i) By drawing any suitable construction lines on Fig. 4.1, carefully indicate the distance that should be measured in order to calculate the moment of the force about the axle. Label this distance  $x$ . [2]

The graph in **Fig. 4.2** shows how the moment produced varies for one complete rotation of the pedal.

**Fig. 4.2**





(ii) Identify the position of the crank for angle  $0^\circ$  and explain why the moment varies as shown in **Fig. 4.2** as the angle increases from  $0^\circ$  to  $360^\circ$ . [4]

---

---

---

---

---

---

(iii) If the actual length of the crank is 22 cm (see **Fig. 4.1** on page 15), calculate the size of force  $F$  if it remains constant during the first half of the rotation, from  $0^\circ$  to  $180^\circ$ . [3]

Force  $F =$  \_\_\_\_\_ N

**Where possible in this question you should answer in continuous prose. You will be assessed on the quality of your written communication.**

**5** Describe an experiment to determine the Young modulus of copper. Assume the copper is in the form of a thin wire and that you have access to equipment typically found in school physics laboratories. [6]

**(a) (i)** Diagram of apparatus

**(ii)** Procedure (include measurements to be taken and recorded):

---

---

---

---

---

---

---

---

---

---

---

---

**(iii)** Safety precaution:

---

---

---

**(b)** Analysis of results to determine the Young modulus. [2]

---

---

---

---

---

---

---

---

Quality of written communication [2]

6 To make a mug of coffee 400 g of water was boiled using an electric kettle. This required  $4.11 \times 10^{21}$  electrons to flow past a point in the electric wires. The kettle is connected to a standard 230 V supply (mains) and is switched on for 126 s.

(i) Show that the average current flowing during the time the kettle is switched on is 5.22 A. [2]

(ii) Determine the power rating of the kettle. [3]

Power = \_\_\_\_\_ kW

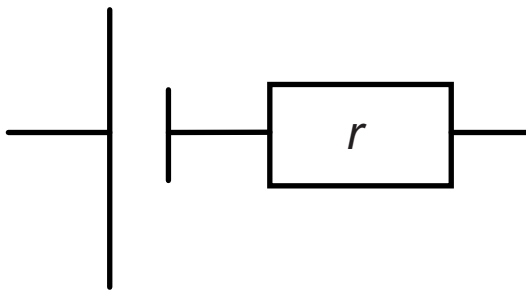
(iii) Determine the electrical energy transferred during the 126 s of the heating by the kettle. [3]

Energy transferred = \_\_\_\_\_ J

7 Determining the internal resistance  $r$  of a cell requires a circuit to be set up that enables quantities to be measured that when analysed allow the internal resistance to be obtained.

(i) Complete the circuit diagram, in **Fig. 7.1**, which will enable you to take readings from which you can determine the value of  $r$ . [2]

**Fig. 7.1**



- (ii) On **Fig. 7.2** indicate the quantities to be used to plot a graph from which  $r$  can be determined. Label the axes, on the lines provided, and sketch the shape of graph expected. [2]

**Fig. 7.2**



- (iii) Explain how the value of the internal resistance of the cell is obtained from your graph. [2]

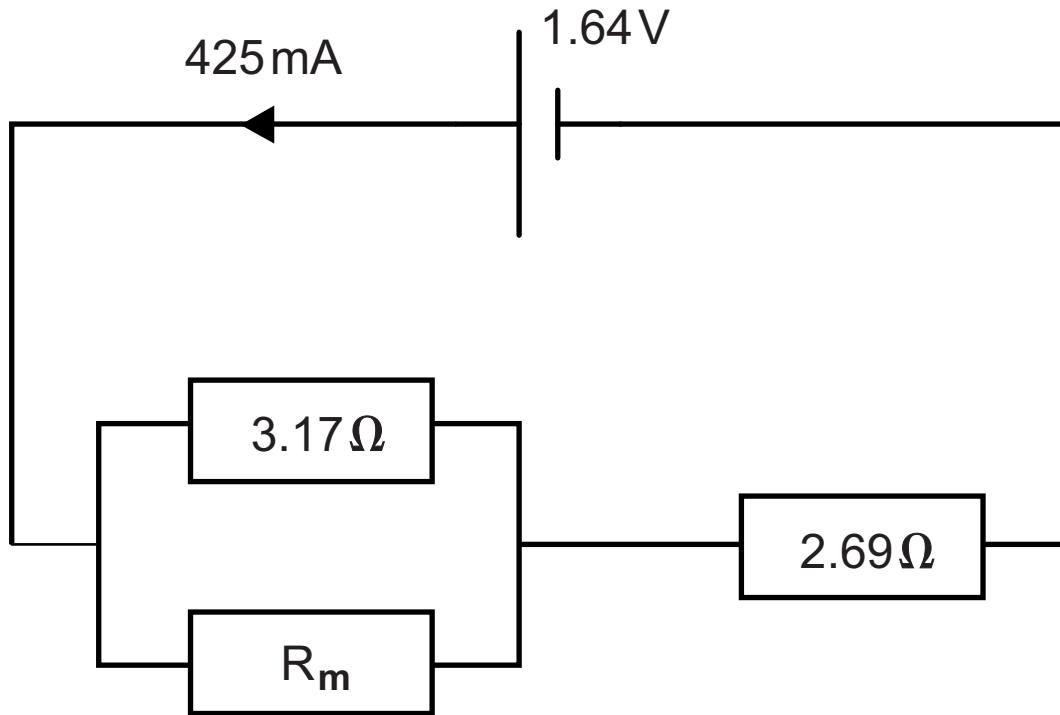
---

---

---

- 8 Resistor  $R_m$ , in the circuit shown in **Fig. 8.1**, is a length of manganin wire and the current flowing from the cell is 425 mA.

**Fig. 8.1**



- (i) Show that the voltage across  $R_m$  is 0.50 V. [2]



(ii) Determine the resistance of  $R_m$ . [3]

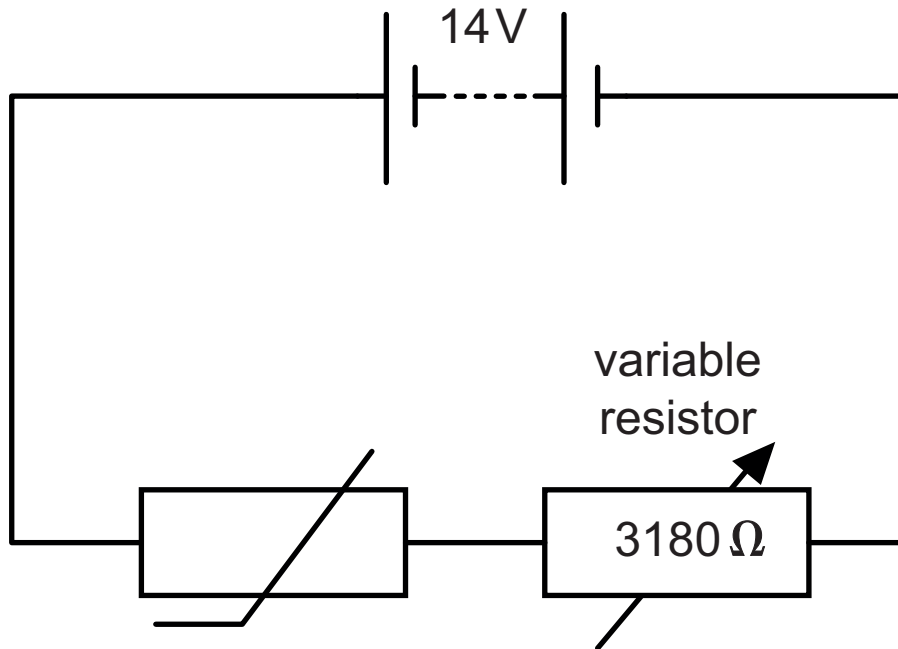
$R_m =$  \_\_\_\_\_  $\Omega$

(iii) The manganin wire used to form  $R_m$  is 2.35 m long and 0.846 mm in diameter. Determine the resistivity of manganin. [3]

Resistivity = \_\_\_\_\_  $\Omega\text{m}$

- 9 Fig. 9.1 is the circuit diagram for a potential divider that incorporates a thermistor and a variable resistor initially fixed at  $3180\Omega$ .

Fig. 9.1



- (a) The thermistor's resistance at  $20^\circ\text{C}$  is  $2860\Omega$  and at  $100^\circ\text{C}$  is  $199\Omega$ . Explain why the resistance of the thermistor varies with temperature in the manner that it does. [2]

---

---

---

---

**(b)** This potential divider circuit is to be used to control the temperature in an incubator. A heater will switch on when the potential difference (p.d.) across the thermistor is 6.0 V.

**(i)** Show that the thermistor resistance that produces a p.d. of 6.0 V across the thermistor is  $2400\ \Omega$  (to 2 sig. figs). [2]

- (ii) The heater element is part of a heating circuit that has to be placed in parallel with the thermistor. If the heating element has a resistance of  $1600\ \Omega$ , calculate the new resistance to which the variable resistor must be adjusted if the heater's switch-on voltage is to remain at  $6.0\ \text{V}$ . [3]

Resistance = \_\_\_\_\_  $\Omega$

---

**THIS IS THE END OF THE QUESTION PAPER**

---







For Examiner's use only	
Question Number	Marks
1	
2	
3	
4	
5	
6	
7	
8	
9	
<b>Total Marks</b>	

Permission to reproduce all copyright material has been applied for.  
 In some cases, efforts to contact copyright holders may have been unsuccessful and CCEA will be happy to rectify any omissions of acknowledgement in future if notified.



# GCE (AS) Physics

## Data and Formulae Sheet

### Values of constants

speed of light in a vacuum	$c = 3.00 \times 10^8 \text{ m s}^{-1}$
elementary charge	$e = 1.60 \times 10^{-19} \text{ C}$
the Planck constant	$h = 6.63 \times 10^{-34} \text{ J s}$
mass of electron	$m_e = 9.11 \times 10^{-31} \text{ kg}$
mass of proton	$m_p = 1.67 \times 10^{-27} \text{ kg}$
acceleration of free fall on the Earth's surface	$g = 9.81 \text{ m s}^{-2}$
electron volt	$1 \text{ eV} = 1.60 \times 10^{-19} \text{ J}$

### Useful formulae

The following equations may be useful in answering some of the questions in the examination:

### Mechanics

Conservation of energy	$\frac{1}{2} mv^2 - \frac{1}{2} mu^2 = Fs$ for a constant force
Hooke's Law	$F = kx$ (spring constant $k$ )

## Sound

$$\text{Sound intensity level/dB} = 10 \lg_{10} \frac{I}{I_0}$$

## Waves

$$\text{Two-source interference} \quad \lambda = \frac{ay}{d}$$

## Light

$$\text{Lens formula} \quad \frac{1}{u} + \frac{1}{v} = \frac{1}{f}$$

$$\text{Magnification} \quad m = \frac{v}{u}$$

## Electricity

$$\text{Terminal potential difference} \quad V = E - Ir \text{ (e.m.f. } E; \text{ Internal Resistance } r)$$

$$\text{Potential divider} \quad V_{\text{out}} = \frac{R_1 V_{\text{in}}}{R_1 + R_2}$$

## Particles and photons

$$\text{de Broglie equation} \quad \lambda = \frac{h}{p}$$