

Centre Number						Candidate Number				
Surname										
Other Names										
Candidate Signature										

For Examiner's Use	
Examiner's Initials	
Question	Mark
1	
2	
3	
4	
5	
6	
7	
TOTAL	



General Certificate of Education  
Advanced Subsidiary Examination  
June 2012

# Physics A

# PHYA2

## Unit 2 Mechanics, Materials and Waves

Friday 25 May 2012 1.30 pm to 2.45 pm

**For this paper you must have:**

- a pencil and a ruler
- a calculator
- a Data and Formulae Booklet (enclosed).

**Time allowed**

- 1 hour 15 minutes

**Instructions**

- Use black ink or black ball-point pen.
- Fill in the boxes at the top of this page.
- Answer **all** questions.
- You must answer the questions in the spaces provided. Do not write outside the box around each page or on blank pages.
- Do all rough work in this book. Cross through any work you do not want to be marked.
- Show all your working.

**Information**

- The marks for questions are shown in brackets.
- The maximum mark for this paper is 70.
- You are expected to use a calculator where appropriate.
- A *Data and Formulae Booklet* is provided as a loose insert.
- You will be marked on your ability to:
  - use good English
  - organise information clearly
  - use specialist vocabulary where appropriate.



J U N 1 2 P H Y A 2 0 1

Answer **all** questions in the spaces provided.

1 (a) (i) State **two** vector quantities.

vector quantity 1 .....

vector quantity 2 .....

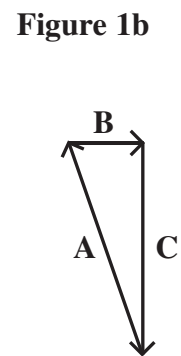
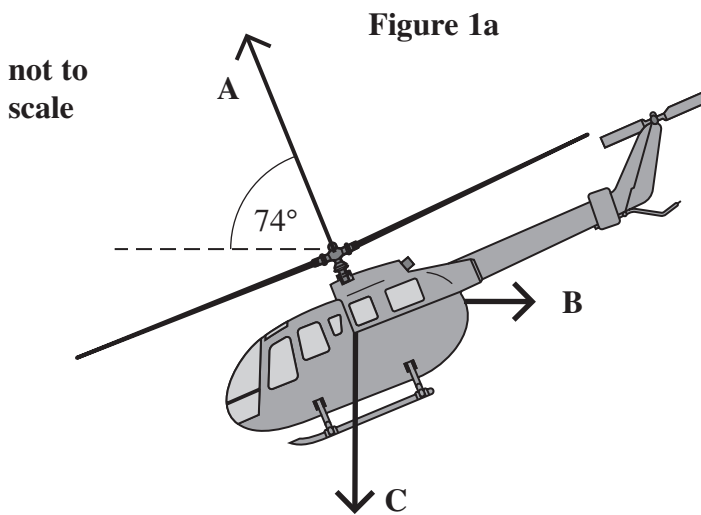
1 (a) (ii) State **two** scalar quantities.

scalar quantity 1 .....

scalar quantity 2 .....

(2 marks)

1 (b) The helicopter shown in **Figure 1a** is moving horizontally through still air. The lift force from the helicopter's blades is labelled **A**.



1 (b) (i) Name the two forces **B** and **C** that also act on the helicopter.

**B** .....

**C** .....

(2 marks)



1 (b) (ii) The force vectors are also shown arranged as a triangle in **Figure 1b**.

State and explain how **Figure 1b** shows that the helicopter is moving at a constant velocity.

.....  
.....  
.....  
.....  
.....

(2 marks)

1 (c) The lift force, **A**, is 9.5 kN and acts at an angle of  $74^\circ$  to the horizontal.

Calculate the weight of the helicopter. Give your answer to an appropriate number of significant figures.

answer = ..... N  
(3 marks)

9
---

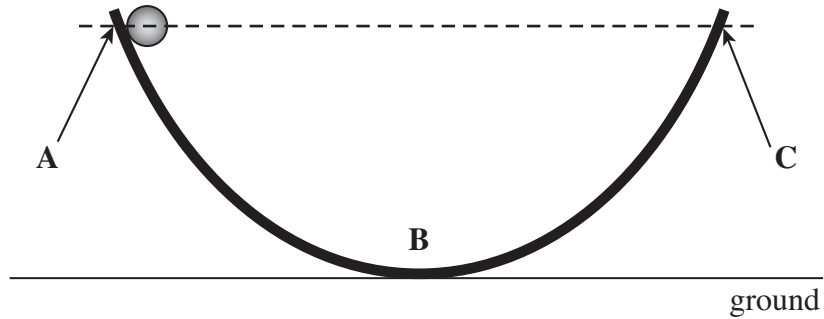
**Turn over for the next question**

**Turn over** ►



2 In the 17<sup>th</sup> century, when thinking about forces, Galileo imagined a ball moving in the absence of air resistance on a frictionless track as shown in **Figure 2**.

**Figure 2**



2 (a) Galileo thought that, under these circumstances, the ball would reach position C if released from rest at position A. Position C is the same height above the ground as A.

Using ideas about energy, explain why Galileo was correct.

.....

.....

.....

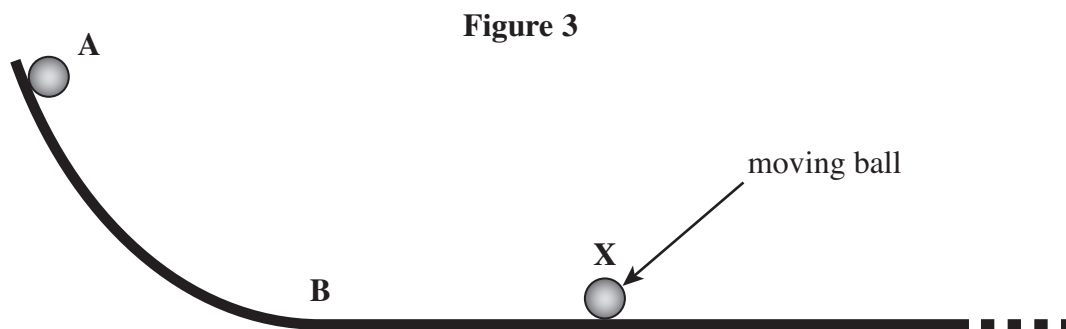
.....

.....

(3 marks)

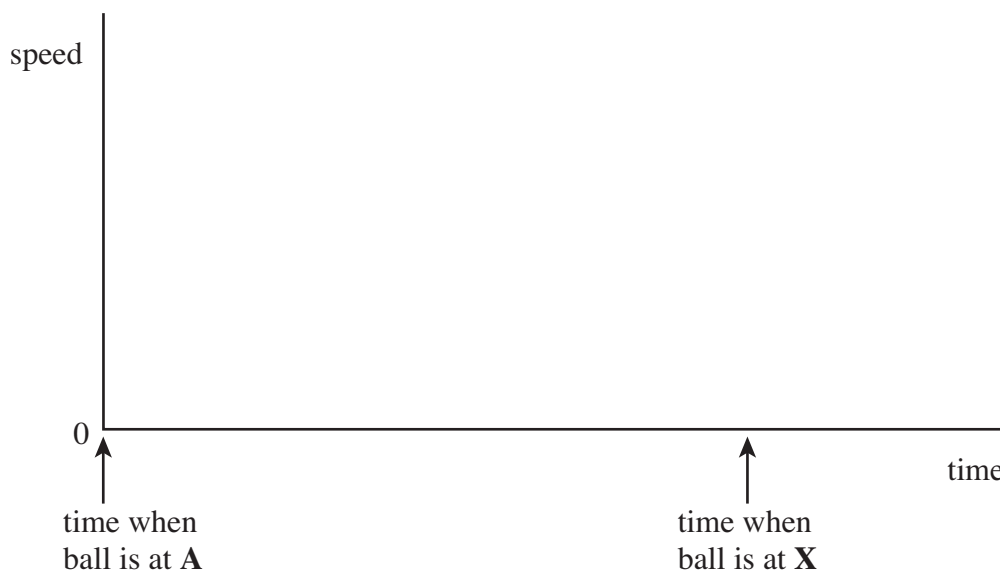


2 (b) Galileo then imagined that the track was changed, as shown in **Figure 3**.



The slope beyond **B** was now horizontal.

On the axes below, sketch a speed – time graph for the ball from its release at **A** until it reaches the position **X** shown in **Figure 3**. Indicate on your graph the time when the ball is at **B**.



(3 marks)

2 (c) Newton later published his three laws of motion.

Explain how Newton's first law of motion is illustrated by the motion of the ball between **B** and **X**.

.....

.....

.....

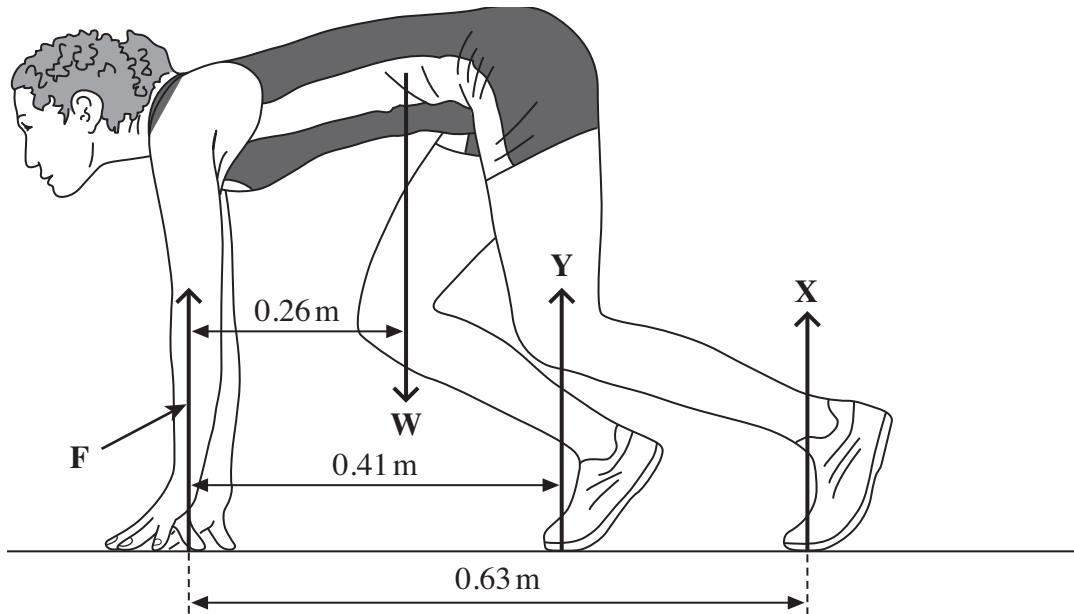
.....

(2 marks)



- 3 A sprinter is shown before a race, stationary in the 'set' position, as shown in **Figure 4**. Force **F** is the resultant force on the sprinter's finger tips. The reaction force, **Y**, on her forward foot is 180 N and her weight, **W**, is 520 N. **X** is the vertical reaction force on her back foot.

**Figure 4**



- 3 (a) (i) Calculate the moment of the sprinter's weight, **W**, about her finger tips. Give an appropriate unit.

answer = ..... unit .....  
(2 marks)

- 3 (a) (ii) By taking moments about her finger tips, calculate the force on her back foot, marked **X**.

answer = .....N  
(3 marks)



**3 (a) (iii)** Calculate the force **F**.

answer = .....N  
(1 mark)

**3 (b)** The sprinter starts running and reaches a horizontal velocity of  $9.3 \text{ m s}^{-1}$  in a distance of 35 m.

**3 (b) (i)** Calculate her average acceleration over this distance.

answer = ..... $\text{m s}^{-2}$   
(2 marks)

**3 (b) (ii)** Calculate the resultant force necessary to produce this acceleration.

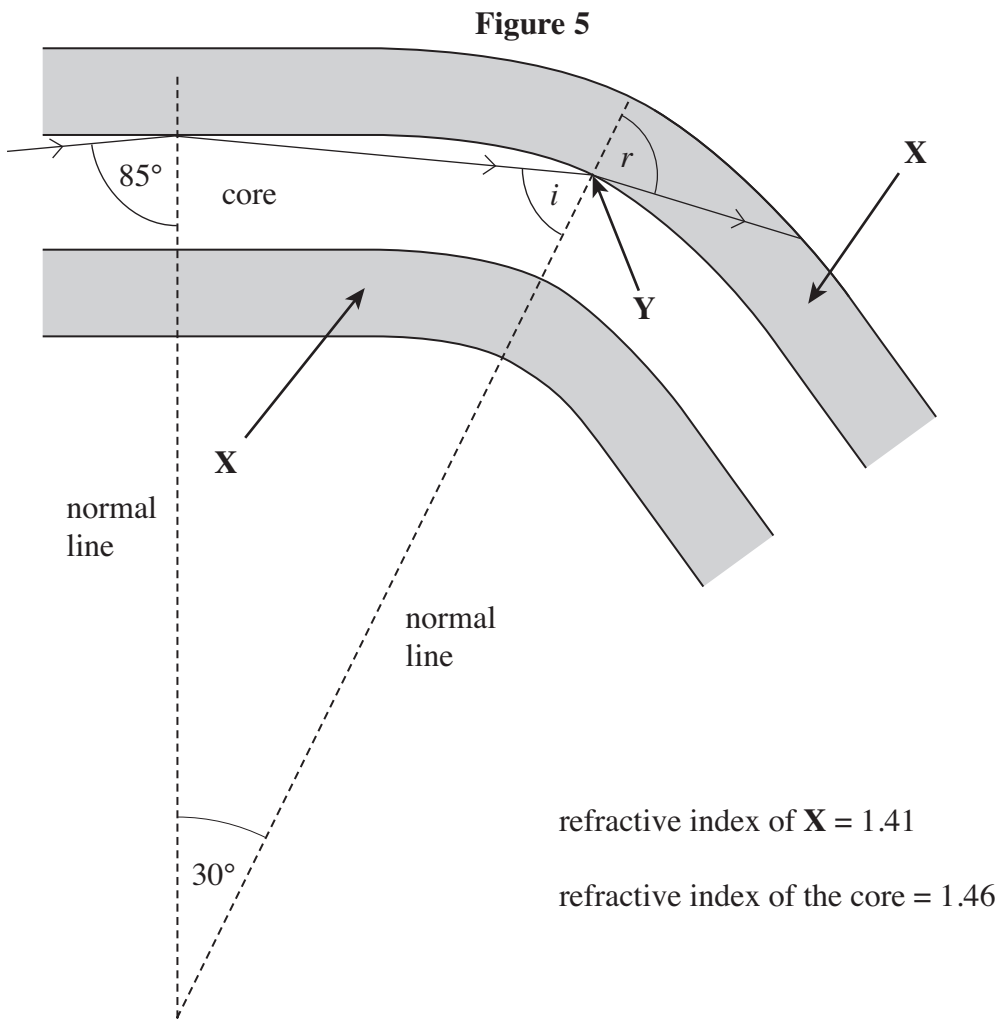
answer = .....N  
(2 marks)

10
----

**Turn over ►**



4 **Figure 5** shows a cross-section through an optical fibre used for communications.



4 (a) (i) Name the part of the fibre labelled **X**.

.....  
(1 mark)

4 (a) (ii) Calculate the critical angle for the boundary between the core and **X**.

answer = .....degrees  
(2 marks)





- 4 (b) (i)** The ray leaves the core at **Y**. At this point the fibre has been bent through an angle of  $30^\circ$  as shown in **Figure 5**.

Calculate the value of the angle  $i$ .

answer = .....degrees  
(1 mark)

- 4 (b) (ii)** Calculate the angle  $r$ .

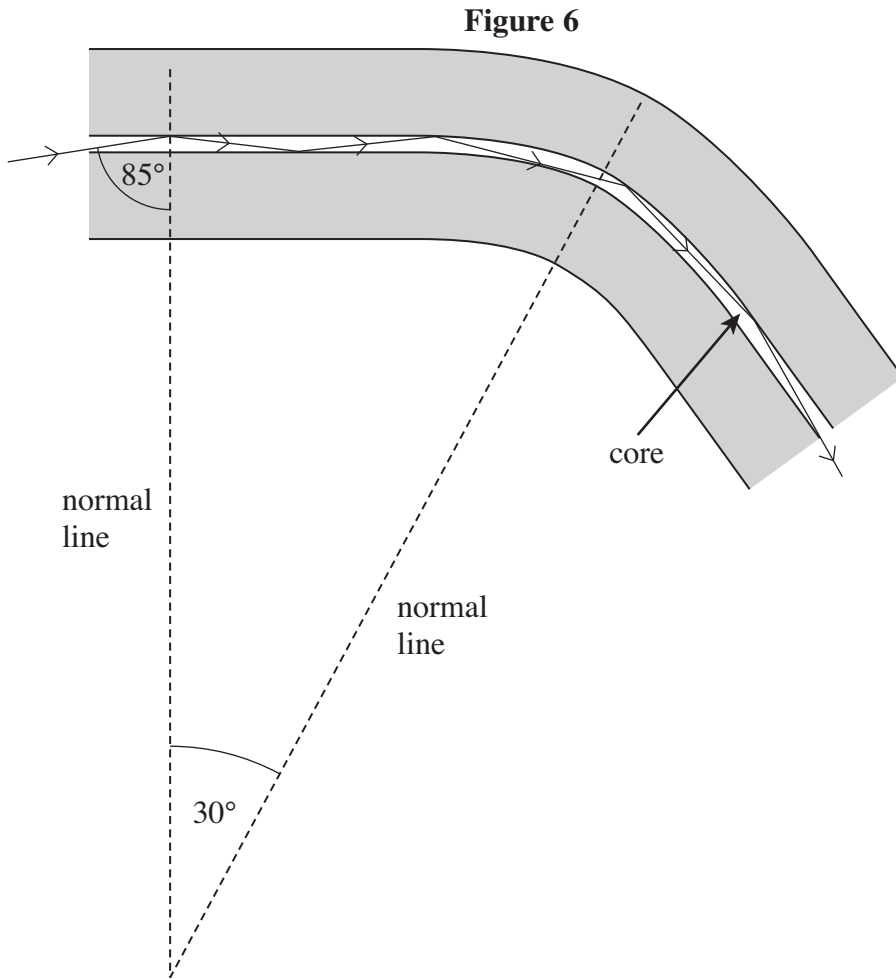
answer = .....degrees  
(2 marks)

**Question 4 continues on the next page**

**Turn over ►**



4 (c) The core of another fibre is made with a smaller diameter than the first, as shown in **Figure 6**. The curvature is the same and the path of a ray of light is shown.



4 (c) State and explain **one** advantage associated with a smaller diameter core.

.....

.....

.....

.....

.....

(2 marks)

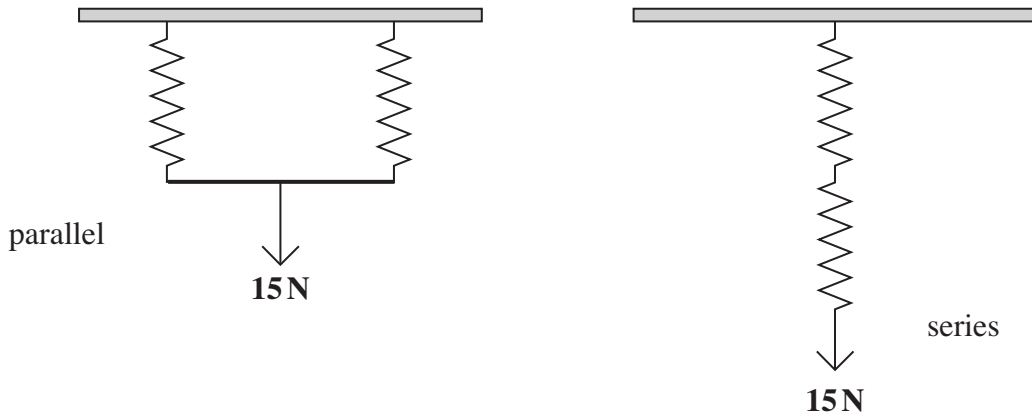
8
---





**5 (b)** Two identical springs, each having a spring constant of  $85 \text{ N m}^{-1}$ , are shown arranged in parallel and series in **Figure 7**.

**Figure 7**



A load of 15 N is attached to each arrangement.

**5 (b) (i)** Calculate the extension for the parallel arrangement when the load is midway between the lower ends of the springs.

answer = ..... m  
(2 marks)

**5 (b) (ii)** Calculate the extension for the series arrangement.

answer = ..... m  
(2 marks)

**5 (b) (iii)** Calculate the energy stored in the parallel arrangement.

answer = ..... J  
(2 marks)



**5 (b) (iv)** Without further calculation, discuss whether the energy stored in the series arrangement is less, or greater, or the same as in the parallel arrangement.

.....

.....

.....

.....

.....

.....

*(3 marks)*

15
----

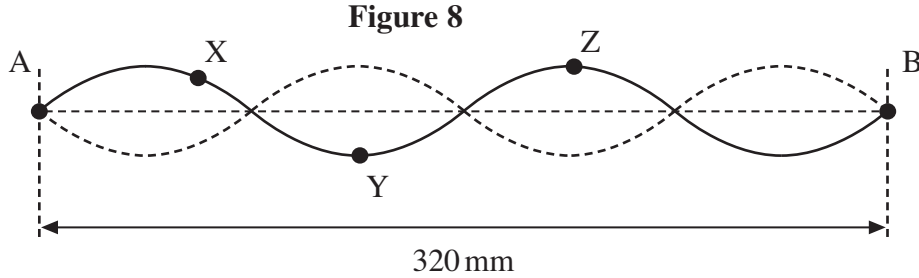
**Turn over for the next question**

**Turn over ►**



6 When a note is played on a violin, the sound it produces consists of the fundamental and many overtones.

Figure 8 shows the shape of the string for a stationary wave that corresponds to one of these overtones. The positions of maximum and zero displacement for one overtone are shown. Points A and B are fixed. Points X, Y and Z are points on the string.



6 (a) (i) Describe the motion of point X.

.....

.....

.....

.....

(2 marks)

6 (a) (ii) State the phase relationship between

X and Y .....

X and Z .....

(2 marks)

6 (b) The frequency of this overtone is 780 Hz.

6 (b) (i) Show that the speed of a progressive wave on this string is about  $125 \text{ m s}^{-1}$

(2 marks)

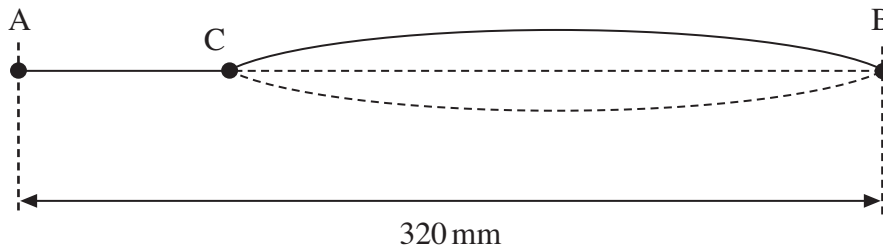


6 (b) (ii) Calculate the time taken for the string at point **Z** to move from maximum displacement back to zero displacement.

answer = ..... s  
(3 marks)

6 (c) The violinist presses on the string at **C** to shorten the part of the string that vibrates. **Figure 9** shows the string between **C** and **B** vibrating in its fundamental mode. The length of the whole string is 320 mm and the distance between **C** and **B** is 240 mm.

Figure 9



6 (c) (i) State the name given to the point on the wave midway between **C** and **B**.

.....  
(1 mark)

6 (c) (ii) Calculate the wavelength of this stationary wave.

answer = .....m  
(2 marks)



**6 (c) (iii)** Calculate the frequency of this fundamental mode. The speed of the progressive wave remains at  $125 \text{ m s}^{-1}$ .

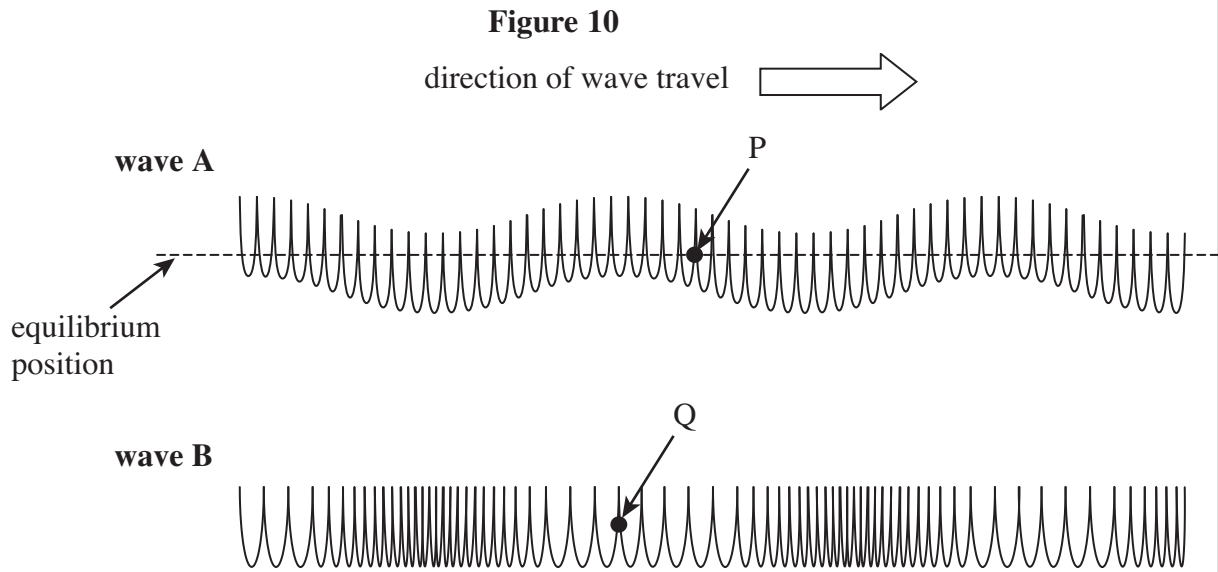
answer = .....Hz  
(1 mark)

13
----





7 **Figure 10** shows two ways in which a wave can travel along a slinky spring.



7 (a) State and explain which wave is longitudinal.

.....

.....

(2 marks)

7 (b) On **Figure 10**,

7 (b) (i) clearly indicate and label the wavelength of **wave B**

(1 mark)

7 (b) (ii) use arrows to show the direction in which the points **P** and **Q** are about to move as each wave moves to the right.

(2 marks)

7 (c) Electromagnetic waves are similar in nature to **wave A**.

Explain why it is important to correctly align the aerial of a TV in order to receive the strongest signal.

.....

.....

.....

.....

(2 marks)

**END OF QUESTIONS**



**There are no questions printed on this page**

**DO NOT WRITE ON THIS PAGE  
ANSWER IN THE SPACES PROVIDED**



**There are no questions printed on this page**

**DO NOT WRITE ON THIS PAGE  
ANSWER IN THE SPACES PROVIDED**



**There are no questions printed on this page**

**DO NOT WRITE ON THIS PAGE  
ANSWER IN THE SPACES PROVIDED**

