



**General Certificate of Education (A-level)
June 2011**

Physics A

PHYA5/2B

(Specification 2450)

Unit 5/2B: Medical Physics

Final

Mark Scheme

Mark schemes are prepared by the Principal Examiner and considered, together with the relevant questions, by a panel of subject teachers. This mark scheme includes any amendments made at the standardisation events which all examiners participate in and is the scheme which was used by them in this examination. The standardisation process ensures that the mark scheme covers the candidates' responses to questions and that every examiner understands and applies it in the same correct way. As preparation for standardisation each examiner analyses a number of candidates' scripts: alternative answers not already covered by the mark scheme are discussed and legislated for. If, after the standardisation process, examiners encounter unusual answers which have not been raised they are required to refer these to the Principal Examiner.

It must be stressed that a mark scheme is a working document, in many cases further developed and expanded on the basis of candidates' reactions to a particular paper. Assumptions about future mark schemes on the basis of one year's document should be avoided; whilst the guiding principles of assessment remain constant, details will change, depending on the content of a particular examination paper.

Further copies of this Mark Scheme are available from: aqa.org.uk

Copyright © 2012 AQA and its licensors. All rights reserved.

Copyright

AQA retains the copyright on all its publications. However, registered centres for AQA are permitted to copy material from this booklet for their own internal use, with the following important exception: AQA cannot give permission to centres to photocopy any material that is acknowledged to a third party even for internal use within the centre.

Set and published by the Assessment and Qualifications Alliance.

Instructions to Examiners

- 1 Give due credit for alternative treatments which are correct. Give marks for what is correct in accordance with the mark scheme; do not deduct marks because the attempt falls short of some ideal answer. Where marks are to be deducted for particular errors, specific instructions are given in the marking scheme.

- 2 Do not deduct marks for poor written communication. Refer the scripts to the Awards meeting if poor presentation forbids a proper assessment. In each paper, candidates are assessed on their quality of written communication (QWC) in designated questions (or part-questions) that require explanations or descriptions. The criteria for the award of marks on each such question are set out in the mark scheme in three bands in the following format. The descriptor for each band sets out the expected level of the quality of written communication of physics for each band. Such quality covers the scope (eg relevance, correctness), sequence and presentation of the answer. Amplification of the level of physics expected in a good answer is set out in the last row of the table. To arrive at the mark for a candidate, their work should first be assessed holistically (ie in terms of scope, sequence and presentation) to determine which band is appropriate then in terms of the degree to which the candidate's work meets the expected level for the band.

QWC	descriptor	mark range
Good - Excellent	<i>see specific mark scheme</i>	5-6
Modest - Adequate	<i>see specific mark scheme</i>	3-4
Poor - Limited	<i>see specific mark scheme</i>	1-2
The description and/or explanation expected in a good answer should include a coherent account of the following points: <i>see specific mark scheme</i>		

Answers given as bullet points should be considered in the above terms. Such answers without an 'overview' paragraph in the answer would be unlikely to score in the top band.

- 3 An arithmetical error in an answer will cause the candidate to lose one mark and should be annotated AE if possible. The candidate's incorrect value should be carried through all subsequent calculations for the question and, if there are no subsequent errors, the candidate can score all remaining marks.

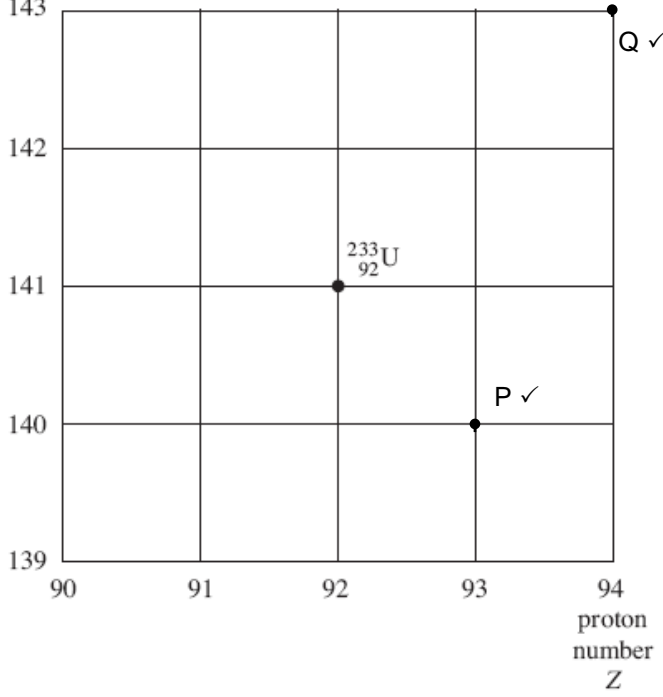
- 4 The use of significant figures is tested **once** on each paper in a designated question or part-question. The numerical answer on the designated question should be given to the same number of significant figures as there are in the data given in the question or to one more than this number. All other numerical answers should not be considered in terms of significant figures.

- 5 Numerical answers **presented** in non-standard form are undesirable but should not be penalised. Arithmetical errors by candidates resulting from use of non-standard form in a candidate's working should be penalised as in point 3 above. Incorrect numerical prefixes and the use of a given diameter in a geometrical formula as the radius should be treated as arithmetical errors.

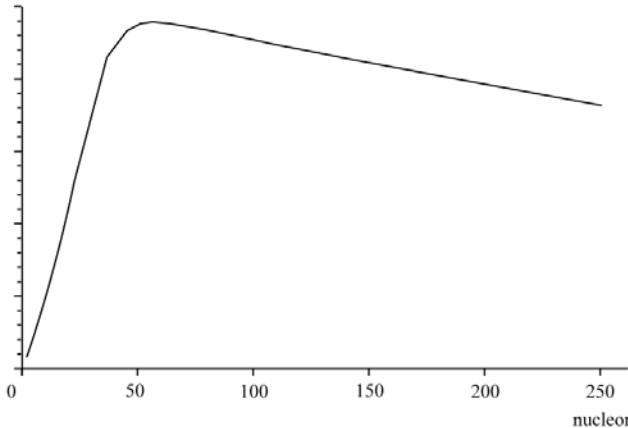
- 6 Knowledge of units is tested on designated questions or parts of questions in each a paper. On each such question or part-question, unless otherwise stated in the mark scheme, the mark scheme will show a mark to be awarded for the numerical value of the answer and a further mark for the correct unit. No penalties are imposed for incorrect or omitted units at intermediate stages in a calculation or at the final stage of a non-designated 'unit' question.

- 7 All other procedures including recording of marks and dealing with missing parts of answers will be clarified in the standardising procedures.

GCE Physics, Specification A, PHYA5/1, Nuclear and Thermal Physics

Question 1			
a	${}_{91}^{233}\text{Pa}$ ✓ anti (electron) neutrino ✓		2
b	neutron number N 		2
c	i	$x = 4$ ✓	1
c	ii	mass defect = $[(232.98915 + 1.00867) - (90.90368 + 138.87810 + 4 \times 1.00867)] \text{ u}$ ✓ $= 0.18136 \text{ u}$ ✓ energy released $(= 0.18136 \times 931) = 169 \text{ (MeV)}$ ✓	3
Total			8

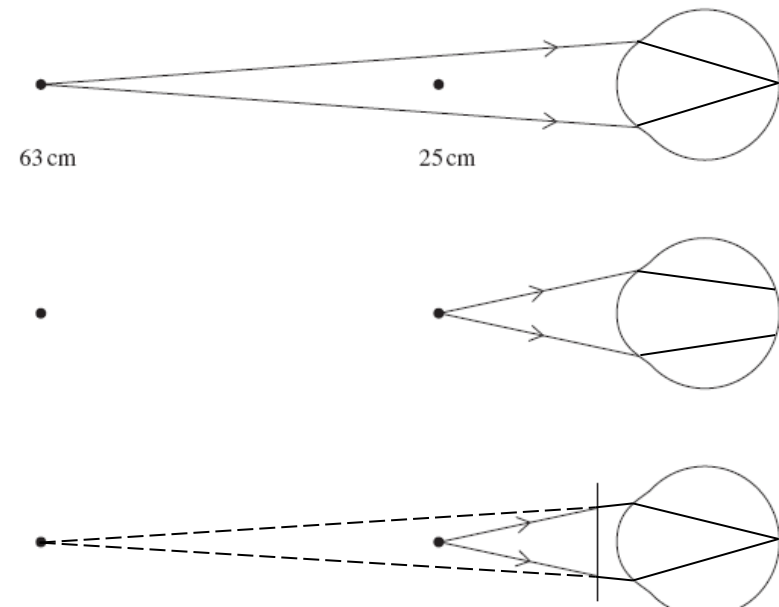
Question 2			
a	${}_{13}^{27}\text{Al} + \alpha \rightarrow {}_{15}^{30}\text{P} + {}_0^1\text{n}$ ✓		1
b	kinetic energy lost by the α particle approaching the nucleus is equal to the potential energy gain ✓ $2.18 \times 10^{-12} = \frac{1}{4\pi \times 8.85 \times 10^{-12}} \times \frac{13 \times 1.6 \times 10^{-19} \times 2 \times 1.6 \times 10^{-19}}{r}$ ✓ $r = 2.75 \times 10^{-15} \text{ (m)}$ ✓		3
Total			4

Question 3		
a	<p>binding energy per nucleon</p>  <p>peak 8.7 (accept 8.0 – 9.2) ✓ in MeV ✓ (or peak 1.4×10^{-12} accept $1.3 - 1.5 \times 10^{-12}$ ✓ in J ✓) at nucleon number 50 – 60 ✓ accept 50 – 75 sharp rise from origin and moderate fall not below 2/3 of peak height ✓</p>	4
b	<p>energy is released/made available when binding energy per nucleon is increased ✓ in fission a (large) nucleus splits and in fusion (small) nuclei join ✓ the most stable nuclei are at a peak ✓ fusion occurs to the left of peak and fission to the right ✓</p>	max 3
	Total	7
Question 4		
a	<p>(use of $\Delta Q = mc\Delta T$) $30 \times 98 = 0.100 \times c \times 14$ ✓ $c = 2100 \text{ (J kg}^{-1} \text{ K}^{-1}\text{)}$ ✓</p>	2
b	<p>(use of $\Delta Q = ml + mc\Delta T$) $500 \times 98 = 0.100 \times 3.3 \times 10^5$ ✓ + $0.100 \times 4200 \times \Delta T$ ✓ $(\Delta T = 38^\circ\text{C})$ $T = 38^\circ\text{C}$ ✓</p>	3
c	<p>the temperature would be higher ✓ as the ice/water spends more time below 25°C or heat travels in the direction from hot to cold or ice/water first gains heat then loses heat any one line ✓</p>	2
	Total	7

Question 5		
a	graph passes through given point $2.2 \times 10^{-3} \text{ m}^3$ at 0°C straight line with positive gradient ✓ (straight) line to aim or pass through -273°C at zero volume ✓	2
b	(use of $n = P V/R T$) $1.00 \times 10^5 \times 2.20 \times 10^{-3} / 8.31 \times 273$ ✓ $n = 0.0970$ (moles) ✓	2
c	(use of mean kinetic energy = $3/2 K T$) $= 3/2 \times 1.38 \times 10^{-23} \times 323$ ✓ 6.69×10^{-21} (J) ✓ 3 sfs ✓	3
d	total internal energy = $6.69 \times 10^{-21} \times 0.0970 \times 6.02 \times 10^{23} = 390$ (J) ✓	1
e	<p>The candidate's writing should be legible and the spelling, punctuation and grammar should be sufficiently accurate for the meaning to be clear.</p> <p>The candidate's answer will be assessed holistically. The answer will be assigned to one of three levels according to the following criteria.</p> <p>High Level (Good to excellent): 5 or 6 marks</p> <p>The information conveyed by the answer is clearly organised, logical and coherent, using appropriate specialist vocabulary correctly. The form and style of writing is appropriate to answer the question.</p> <p>The candidate provides a comprehensive and coherent sequence of ideas linking the motion of molecules to the pressure they exert on a container. At least three of the first four points listed below must be given in a logical order. The description should also show awareness of how a balance is maintained between the increase in speed and shortening of the time interval between collisions with the wall to maintain a constant pressure. To be in this band, reference must be made to force being the rate of change of momentum or how, in detail, the volume compensates for the increase in temperature.</p> <p>Intermediate Level (Modest to adequate): 3 or 4 marks</p> <p>The information conveyed by the answer may be less well organised and not fully coherent. There is less use of specialist vocabulary, or specialist vocabulary may be used incorrectly. The form and style of writing is less appropriate.</p> <p>The candidate provides a comprehensive list of ideas linking the motion of molecules to the pressure they exert on a container. At least three of the first four points listed below are given. The candidate also knows that the mean square speed of molecules is proportional to temperature. Using this knowledge, an attempt is made to explain how the pressure is constant.</p>	max 6

	<p>Low Level (Poor to limited): 1 or 2 marks</p> <p>The information conveyed by the answer is poorly organised and may not be relevant or coherent. There is little correct use of specialist vocabulary. The form and style of writing may be only partly appropriate.</p> <p>The candidate attempts the question and refers to at least two of the points listed below.</p> <p>Incorrect, inappropriate or no response: 0 marks</p> <p>No answer or answer refers to unrelated, incorrect or inappropriate physics.</p> <p>Statements expected in a competent answer should include some of the following marking points.</p> <p>molecules are in rapid random motion/many molecules are involved</p> <p>molecules change their momentum or accelerate on collision with the walls</p> <p>reference to Newton's 2nd law either $F = ma$ or $F = \text{rate of change of momentum}$</p> <p>reference to Newton's 3rd law between molecule and wall</p> <p>relate pressure to force $P = F/A$</p> <p>mean square speed of molecules is proportional to temperature</p> <p>as temperature increases so does change of momentum or change in velocity</p> <p>compensated for by longer time between collisions as the temperature increases</p> <p>as the volume increases the surface area increases which reduces the pressure</p>	
	Total	14

GCE Physics, Specification A, PHYA5/2B, Medical Physics

Question 1		
a	<p>first two diagrams correct ✓ third diagram correct ✓</p> 	2
b	<p>$1/f = 1/u + 1/v = 1/0.25 - 1/0.63$ ✓ $f = 0.41 \text{ m}$ ✓ correct sfs (independent mark) ✓</p>	3
c	<p>image remains after stimulus is removed ✓ eg cinema pictures, television, fluorescent lights, optical illusions ✓</p>	2
	Total	7

Question 2		
a	minimum intensity heard by a normal ear ✓ at 1 kHz ✓	2
b i	increased loss with increased frequency ✓	1
b ii	increased loss followed by decreased loss ✓ max loss at 4 kHz ✓	2
		Total
		5

Question 3		
a	coherent same relative position of fibres at both ends ✓ coherent transfers picture from inside of body to viewer ✓ non-coherent no relative order to the fibres ✓ non-coherent carries light into body/for illumination ✓	4
b	$\sin \theta_c = 1.55/1.60$ $\theta_c = 76$ (75.6) (degree) ✓	1
		Total
		5

Question 4		
a	<p>The candidate's writing should be legible and the spelling, punctuation and grammar should be sufficiently accurate for the meaning to be clear.</p> <p>The candidate's answer will be assessed holistically. The answer will be assigned to one of three levels according to the following criteria.</p> <p>High Level (Good to excellent): 5 or 6 marks</p> <p>The information conveyed by the answer is clearly organised, logical and coherent, using appropriate specialist vocabulary correctly. The form and style of writing is appropriate to answer the question.</p> <p>The candidate accurately describes measures to ensure good contact between the electrodes and the skin including the use of conducting gel. The candidate will mention the need for more than one electrode and the need for the patient to remain relaxed and still. They will need at least one property of the amplifier.</p> <p>Intermediate Level (Modest to adequate): 3 or 4 marks</p> <p>The information conveyed by the answer may be less well organised and not fully coherent. There is less use of specialist vocabulary, or specialist vocabulary may be used incorrectly. The form and style of writing is less appropriate.</p> <p>The candidate will include most measures to ensure good contact between electrodes and the skin. They might give a property of the amplifier or mention the need for the patient to remain relaxed and still.</p> <p>Low Level (Poor to limited): 1 or 2 marks</p> <p>The information conveyed by the answer is poorly organised and may not be relevant or coherent. There is little correct use of specialist vocabulary. The form and style of writing may be only partly appropriate.</p> <p>The candidate will mention electrodes connected to the skin and might make another sensible comment on the arrangement.</p> <p>Statements expected in a competent answer should include some of the following marking points.</p> <p>To reduce contact resistance</p> <ul style="list-style-type: none"> • sandpaper skin to remove hairs and some dead skin • apply conducting gel • securely attach more than one electrode <p>To remove unwanted signals</p> <ul style="list-style-type: none"> • electrodes should be non-reactive • patient to remain relaxed and still • shielded leads/reducing interference from ac sources <p>Properties of amplifier</p> <ul style="list-style-type: none"> • amplifier has large input impedance/high gain/low noise 	<p>max 6</p>

b	i	0 marked where line meets axis with maximum value of 1 ✓ unit mark mV ✓	2
b	ii	uniform scale starts at 0 and has value 0.7 (0.9 to 0.5) at end of T wave ✓	1
b	iii	P depolarisation of atria ✓ R depolarisation of ventricles (and repolarisation of atria) ✓ T repolarisation of ventricles ✓	3
Total			12

Question 5			
a		electrons strike anode and ionise/excite the target atoms ✓ excited/higher electrons fall to inner energy level ✓ fixed energy gaps produce fixed energy photons ✓	3
b		convert X-ray (photons) to light (photons) ✓ light photons expose film in correct place due to closeness of the screens to the film ✓ reduces radiation dose to the patient/the exposure time is shorter ✓	3
Total			6

	UMS conversion calculator www.aqa.org.uk/umsconversion	
--	---	--