

Surname						Other Names					
Centre Number						Candidate Number					
Candidate Signature											

Leave blank

General Certificate of Education
 January 2003
 Advanced Level Examination



PHAP

PHYSICS (SPECIFICATION A)
Units 5-9 Practical

Monday 3 February 2003 9.00am - 10.45am

<p>In addition to this paper you will require:</p> <ul style="list-style-type: none"> • a calculator; • a pencil and a ruler.
--

For Examiner's Use			
Number	Mark	Number	Mark
1			
2			
Total (Column 1)	→		
Total (Column 2)	→		
TOTAL			
Examiner's Initials			

Time allowed: 1 hour 45 minutes

Instructions

- Use a blue or black ball-point pen.
- Fill in the boxes at the top of this page.
- Answer **both** questions in the spaces provided. All working must be shown.
- Do all rough work in this book. Cross through any work you do not want marked.

Information

- The maximum mark for this paper is 30.
- Mark allocations are shown in brackets.
- The paper carries 15% of the total marks for Physics Advanced.
- A **Data Sheet** is provided on pages 3 and 4. You may wish to detach this perforated sheet at the start of the examination.
- You are expected to use a calculator where appropriate.
- You are advised to spend no more than 30 minutes on Question 1.

Data Sheet

- A perforated *Data Sheet* is provided as pages 3 and 4 of this question paper.
- This sheet may be useful for answering some of the questions in the examination.
- You may wish to detach this sheet before you begin work.

Fundamental constants and values

Quantity	Symbol	Value	Units
speed of light in vacuo	c	3.00×10^8	m s^{-1}
permeability of free space	μ_0	$4\pi \times 10^{-7}$	H m^{-1}
permittivity of free space	ϵ_0	8.85×10^{-12}	F m^{-1}
charge of electron	e	1.60×10^{-19}	C
the Planck constant	h	6.63×10^{-34}	J s
gravitational constant	G	6.67×10^{-11}	$\text{N m}^2 \text{kg}^{-2}$
the Avogadro constant	N_A	6.02×10^{23}	mol^{-1}
molar gas constant	R	8.31	$\text{J K}^{-1} \text{mol}^{-1}$
the Boltzmann constant	k	1.38×10^{-23}	J K^{-1}
the Stefan constant	σ	5.67×10^{-8}	$\text{W m}^{-2} \text{K}^{-4}$
the Wien constant	α	2.90×10^{-3}	m K
electron rest mass	m_e	9.11×10^{-31}	kg
(equivalent to $5.5 \times 10^{-4} \text{u}$)			
electron charge/mass ratio	e/m_e	1.76×10^{11}	C kg^{-1}
proton rest mass	m_p	1.67×10^{-27}	kg
(equivalent to 1.00728u)			
proton charge/mass ratio	e/m_p	9.58×10^7	C kg^{-1}
neutron rest mass	m_n	1.67×10^{-27}	kg
(equivalent to 1.00867u)			
gravitational field strength	g	9.81	N kg^{-1}
acceleration due to gravity	g	9.81	m s^{-2}
atomic mass unit	u	1.661×10^{-27}	kg
(1u is equivalent to 931.3 MeV)			

Fundamental particles

Class	Name	Symbol	Rest energy /MeV
photon	photon	γ	0
lepton	neutrino	ν_e	0
		ν_μ	0
	electron	e^\pm	0.510999
mesons	muon	μ^\pm	105.659
	pion	π^\pm	139.576
		π^0	134.972
	kaon	K^\pm	493.821
		K^0	497.762
baryons	proton	p	938.257
	neutron	n	939.551

Properties of quarks

Type	Charge	Baryon number	Strangeness
u	$+\frac{2}{3}$	$+\frac{1}{3}$	0
d	$-\frac{1}{3}$	$+\frac{1}{3}$	0
s	$-\frac{1}{3}$	$+\frac{1}{3}$	-1

Geometrical equations

- arc length = $r\theta$
- circumference of circle = $2\pi r$
- area of circle = πr^2
- area of cylinder = $2\pi rh$
- volume of cylinder = $\pi r^2 h$
- area of sphere = $4\pi r^2$
- volume of sphere = $\frac{4}{3}\pi r^3$

Mechanics and Applied Physics

- $v = u + at$
- $s = \left(\frac{u+v}{2}\right)t$
- $s = ut + \frac{at^2}{2}$
- $v^2 = u^2 + 2as$
- $F = \frac{\Delta(mv)}{\Delta t}$
- $P = Fv$
- efficiency = $\frac{\text{power output}}{\text{power input}}$
- $\omega = \frac{v}{r} = 2\pi f$
- $a = \frac{v^2}{r} = r\omega^2$
- $I = \sum mr^2$
- $E_k = \frac{1}{2}I\omega^2$
- $\omega_2 = \omega_1 + at$
- $\theta = \omega_1 t + \frac{1}{2}at^2$
- $\omega_2^2 = \omega_1^2 + 2a\theta$
- $\theta = \frac{1}{2}(\omega_1 + \omega_2)t$
- $T = I\alpha$
- angular momentum = $I\omega$
- $W = T\theta$
- $P = T\omega$
- angular impulse = change of angular momentum = Tt
- $\Delta Q = \Delta U + \Delta W$
- $\Delta W = p\Delta V$
- $pV^\gamma = \text{constant}$
- work done per cycle = area of loop
- input power = calorific value \times fuel flow rate
- indicated power as (area of $p - V$ loop) \times (no. of cycles/s) \times (no. of cylinders)
- friction power = indicated power - brake power
- efficiency = $\frac{W}{Q_{in}} = \frac{Q_{in} - Q_{out}}{Q_{in}}$
- maximum possible efficiency = $\frac{T_H - T_C}{T_H}$

Fields, Waves, Quantum Phenomena

- $g = \frac{F}{m}$
- $g = -\frac{GM}{r^2}$
- $g = -\frac{\Delta V}{\Delta x}$
- $V = -\frac{GM}{r}$
- $a = -(2\pi f)^2 x$
- $v = \pm 2\pi f \sqrt{A^2 - x^2}$
- $x = A \cos 2\pi ft$
- $T = 2\pi\sqrt{\frac{m}{k}}$
- $T = 2\pi\sqrt{\frac{l}{g}}$
- $\lambda = \frac{\omega s}{D}$
- $d \sin \theta = n\lambda$
- $\theta \approx \frac{\lambda}{D}$
- $n_2 = \frac{\sin \theta_1}{\sin \theta_2} = \frac{c_1}{c_2}$
- $n_2 = \frac{n_2}{n_1}$
- $\sin \theta_c = \frac{1}{n}$
- $E = hf$
- $hf = \phi + E_k$
- $hf = E_1 - E_2$
- $\lambda = \frac{h}{p} = \frac{h}{mv}$
- $c = \frac{1}{\sqrt{\mu_0 \epsilon_0}}$
- Electricity**
- $\epsilon = \frac{E}{Q}$
- $\epsilon = I(R + r)$
- $\frac{1}{R_T} = \frac{1}{R_1} + \frac{1}{R_2} + \frac{1}{R_3} + \dots$
- $R_T = R_1 + R_2 + R_3 + \dots$
- $P = I^2 R$
- $E = \frac{F}{Q} = \frac{V}{d}$
- $E = \frac{1}{4\pi\epsilon_0} \frac{Q}{r^2}$
- $E = \frac{1}{2} QV$
- $F = BI$
- $F = BQv$
- $Q = Q_0 e^{-t/RC}$
- $\Phi = BA$

$$\text{magnitude of induced e.m.f.} = N \frac{\Delta\Phi}{\Delta t}$$

$$I_{\text{rms}} = \frac{I_0}{\sqrt{2}}$$

$$V_{\text{rms}} = \frac{V_0}{\sqrt{2}}$$

Mechanical and Thermal Properties

$$\text{the Young modulus} = \frac{\text{tensile stress}}{\text{tensile strain}} = \frac{F}{A} \frac{l}{e}$$

$$\text{energy stored} = \frac{1}{2} Fe$$

$$\Delta Q = mc \Delta\theta$$

$$\Delta Q = ml$$

$$pV = \frac{1}{3} Nmc^2$$

$$\frac{1}{2} mc^2 = \frac{3}{2} kT = \frac{3RT}{2N_A}$$

Nuclear Physics and Turning Points in Physics

$$\text{force} = \frac{eV_p}{d}$$

$$\text{force} = Bev$$

$$\text{radius of curvature} = \frac{mv}{Be}$$

$$\frac{eV}{d} = mg$$

$$\text{work done} = eV$$

$$F = 6\pi\eta rv$$

$$I = k \frac{I_0}{x^2}$$

$$\frac{\Delta N}{\Delta t} = -\lambda N$$

$$\lambda = \frac{h}{\sqrt{2meV}}$$

$$N = N_0 e^{-\lambda t}$$

$$T_{\frac{1}{2}} = \frac{\ln 2}{\lambda}$$

$$R = r_0 A^{\frac{1}{3}}$$

$$E = mc^2 = \frac{m_0 c^2}{\left(1 - \frac{v^2}{c^2}\right)^{\frac{1}{2}}}$$

$$l = l_0 \left(1 - \frac{v^2}{c^2}\right)^{\frac{1}{2}}$$

$$t = \frac{t_0}{\left(1 - \frac{v^2}{c^2}\right)^{\frac{1}{2}}}$$

Astrophysics and Medical Physics

Body	Mass/kg	Mean radius/m
Sun	2.00×10^{30}	7.00×10^8
Earth	6.00×10^{24}	6.40×10^6

$$1 \text{ astronomical unit} = 1.50 \times 10^{11} \text{ m}$$

$$1 \text{ parsec} = 206265 \text{ AU} = 3.08 \times 10^{16} \text{ m} = 3.26 \text{ ly}$$

$$1 \text{ light year} = 9.45 \times 10^{15} \text{ m}$$

$$\text{Hubble constant } (H) = 65 \text{ km s}^{-1} \text{ Mpc}^{-1}$$

$$M = \frac{\text{angle subtended by image at eye}}{\text{angle subtended by object at unaided eye}}$$

$$M = \frac{f_o}{f_e}$$

$$m - M = 5 \log \frac{d}{10}$$

$$\lambda_{\text{max}} T = \text{constant} = 0.0029 \text{ m K}$$

$$v = Hd$$

$$P = \sigma AT^4$$

$$\frac{\Delta f}{f} = \frac{v}{c}$$

$$\frac{\Delta \lambda}{\lambda} = -\frac{v}{c}$$

$$R_s \approx \frac{2GM}{c^2}$$

Medical Physics

$$\text{power} = \frac{1}{f}$$

$$\frac{1}{u} + \frac{1}{v} = \frac{1}{f} \text{ and } m = \frac{v}{u}$$

$$\text{intensity level} = 10 \log \frac{I}{I_0}$$

$$I = I_0 e^{-\mu x}$$

$$\mu_m = \frac{\mu}{\rho}$$

Electronics

Resistors

Preferred values for resistors (E24)
Series: 1.0 1.1 1.2 1.3 1.5 1.6 1.8 2.0 2.2 2.4 2.7 3.0 3.3 3.6 3.9 4.3 4.7 5.1 5.6 6.2 6.8 7.5 8.2 9.1 ohms
and multiples that are ten times greater

$$Z = \frac{V_{\text{rms}}}{I_{\text{rms}}}$$

$$\frac{1}{C_T} = \frac{1}{C_1} + \frac{1}{C_2} + \frac{1}{C_3} + \dots$$

$$C_T = C_1 + C_2 + C_3 + \dots$$

$$X_C = \frac{1}{2\pi f C}$$

Alternating Currents

$$f = \frac{1}{T}$$

Operational amplifier

$$G = \frac{V_{\text{out}}}{V_{\text{in}}} \quad \text{voltage gain}$$

$$G = -\frac{R_f}{R_1} \quad \text{inverting}$$

$$G = 1 + \frac{R_f}{R_1} \quad \text{non-inverting}$$

$$V_{\text{out}} = -R_f \left(\frac{V_1}{R_1} + \frac{V_2}{R_2} + \frac{V_3}{R_3} \right) \quad \text{summing}$$

Answer **both** questions

You are advised to spend no more than 30 minutes on Question 1.

- 1 When a certain number of atoms of radioactive element X decay to form atoms of element Y which then decay to form atoms of a stable element Z, the numbers of atoms of element Y at first increase and later decrease. It is known that the *half-life* of Y is longer than that of X. A student proposes that the number of atoms of element Y changes with time according to the graph in **Figure 1**.



Figure 1

It is known that when water drains out of a container of uniform cross section, the depth of water, d , above the outlet of the container decreases exponentially with time, as shown in **Figure 2**, where d_0 is the initial depth of the water.

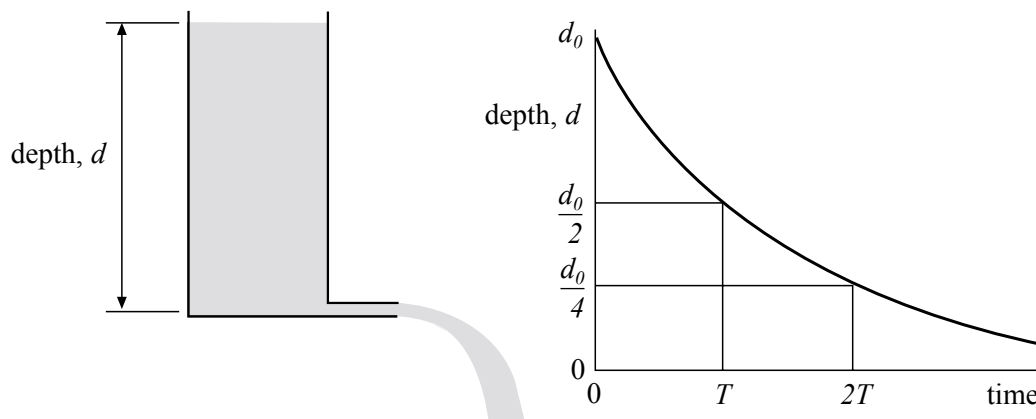


Figure 2

Design an experiment, using **two** suitable containers, which enables the student to model the growth and subsequent decay of element Y.

The model should take account of the different half-lives of elements X and Y.

You are advised to draw a suitable diagram as part of your answer.

You should also include the following in your answer:

- The quantities you intend to measure and how you will measure them.
- How you propose to use your measurements to model the growth and decay of the atoms of element Y.
- Any factors you will need to control.
- How you could overcome any difficulties in obtaining reliable results.

Write your answers to Question 1 on **pages 6 and 7** of this booklet.

(8 marks)

Turn over ►

- 2 In this experiment you will find the mass of a metre ruler. You will then investigate how the period of the ruler, supported in a vertical plane by a pivot near one end, is affected when masses are attached at a point close to the other end.

No description of the experiment is required.

- (a) Arrange the metre ruler, prism and wooden block as shown in **Figure 3**. Use the open jaws of the clamp to restrict the movement of **one** end of the ruler.

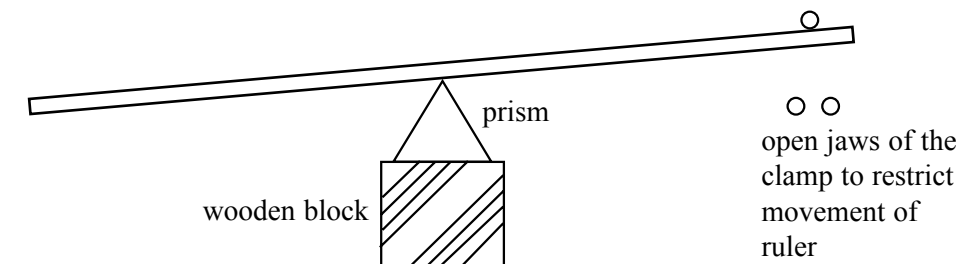


Figure 3

- (i) Adjust the position of the ruler until it is balanced on the prism. Locate and record the reading, c , of the centre of mass of the ruler.

$c = \dots\dots\dots$

- (ii) Position a 100 g mass at a point close to the left-hand end of the ruler. Adjust the position of the prism until the ruler once again balanced as shown in **Figure 4**.

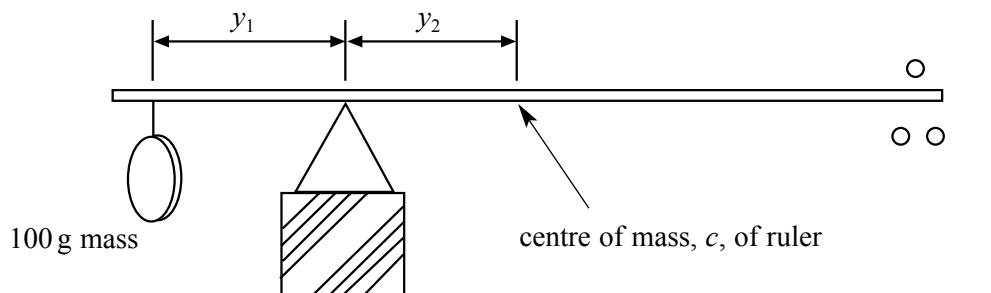


Figure 4

Measure and record

$y_1 \dots\dots\dots$

$y_2 \dots\dots\dots$

- (iii) Use your readings to determine the mass, M , of the metre ruler.

.....

.....

.....

- (b) Suspend the metre ruler from the horizontal pivot that is clamped near the top of the retort stand, the pivot passing through the hole at the 10 cm graduation of the ruler. Arrange the apparatus so that the ruler hangs in a vertical plane that is parallel to the edge of the bench. The lower end of the ruler should be about 10 cm above the floor.

Attach a mass, m , of value 20 g to the ruler with an elastic band, the centre of the mass being at the 90 cm graduation mark, as shown in **Figure 5**.

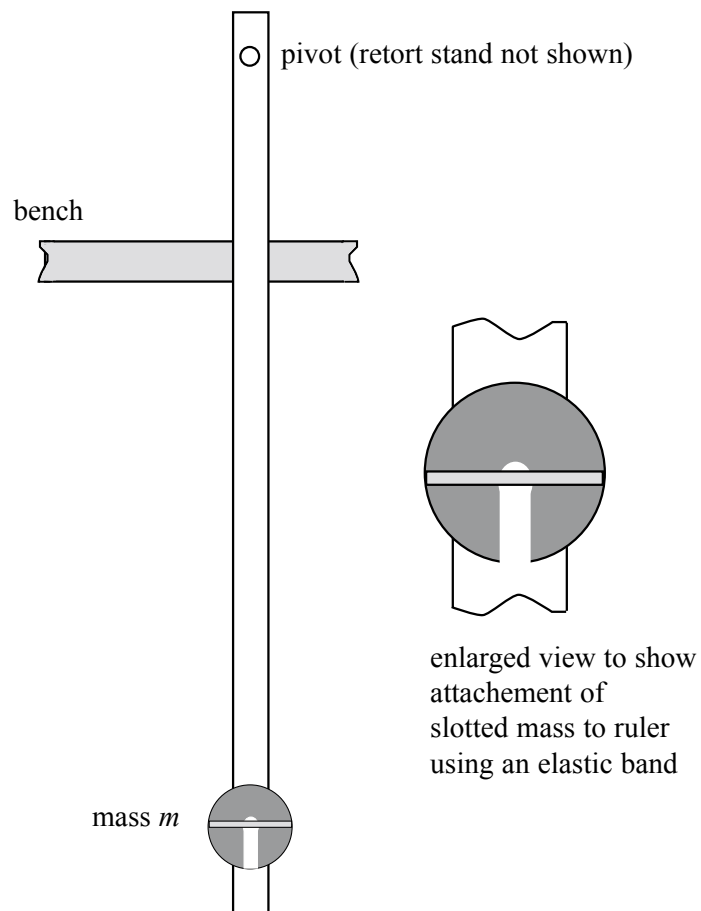



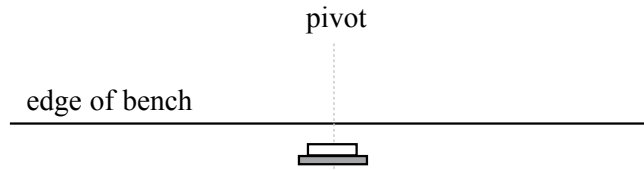
Figure 5

Turn over ►



Turn over ▶

- (e) (i) The diagram below shows a view of the apparatus from directly above. Complete the diagram, to show where you positioned the fiducial mark when measuring the period of the loaded ruler.



Explain why you positioned the fiducial mark as shown.

.....

.....

.....

- (ii) Describe, with the aid of a sketch, the procedure you employed to determine the gradient, G , of the graph.

.....

.....

.....

.....

.....

.....

- (ii) The overall percentage error in determining the period, T , of the loaded ruler can be reduced by measuring the time, nT , for n oscillations, n being an integer. It can be shown that the error in T is inversely proportional to n . Students A and B perform the experiment using slightly different methods. For **each** determination of T , student A makes one timing for 50 oscillations of the ruler while student B makes two timings, each being for 25 oscillations of the ruler.

Discuss briefly the advantages of the methods proposed by each student.

.....

.....

.....

.....

.....

.....

.....

.....

.....

.....

.....

(6 marks)

END OF QUESTIONS