

Write your name here

Surname	Other names
---------	-------------

Pearson
Edexcel GCE

Centre Number

--	--	--	--	--

Candidate Number

--	--	--	--	--

Music Technology

Advanced Subsidiary

Unit 2: Listening and Analysing

Thursday 26 May 2016 – Afternoon

Time: 1 hour 45 minutes

Paper Reference

6MT02/01

You must have:

Individual CD player, headphones and audio CD of recorded extracts.

Total Marks

--

Instructions

- Use **black** ink or ball-point pen.
- **Fill in the boxes** at the top of this page with your name, centre number and candidate number.
- Answer **all** questions.
- Answer the questions in the spaces provided
– *there may be more space than you need.*
- If you are using a computer to play the CD, access to sequencing software is NOT permitted.
- You must ensure that the left and right earpieces of your headphones are worn correctly.

Information

- The total mark for this paper is 80.
- The marks for **each** question are shown in brackets
– *use this as a guide as to how much time to spend on each question.*
- Questions labelled with an **asterisk** (*) are ones where the quality of your written communication will be assessed
– *you should take particular care with your spelling, punctuation, grammar and clarity of expression on these questions.*
- Each question number refers to the relevant track number on the audio CD, e.g. Question 1 refers to Track 1, Question 2 to Track 2, etc.
- You may listen to each track as many times as you wish within the overall time limit of the paper.
- The use of the words 'instrument' or 'sounds' refers to vocals, acoustic instruments, electric/electronic instruments and electronically-generated sounds unless otherwise stated.

Advice

- Read each question carefully before you start to answer it.
- Try to answer every question.
- Check your answers if you have time at the end.

Turn over ►

P46735RA

©2016 Pearson Education Ltd.

1/1/1/1/1/1/1/1/1/1/e2



P 4 6 7 3 5 R A 0 1 1 6

PEARSON

SECTION A

Answer ALL questions

Write your answers in the spaces provided.

Some questions must be answered with a cross in a box ☒. If you change your mind about an answer, put a line through the box ☒ and then mark your new answer with a cross ☒.

1 Bucks Fizz: *My Camera Never Lies*

Track 1: music begins at 0'46"

(a) This track was recorded in the 1980s. Identify **three** production features that support this statement.

(3)

- 1
- 2
- 3

(b) What function on a synthesiser is used on the synth solo during the intro?

(1)

(c) Listen to the lead vocal in the first verse (1'15"–1'29") up to and including the word 'apologise'. Which of the following statements is true? Put a cross in the correct box.

(1)

The range of the lead vocal is:

- A a perfect fourth
- B a perfect fifth
- C a major seventh
- D an octave

(d) The snare drum in the verse has been spread across the stereo field. How might this have been achieved?

(2)

-
-

DO NOT WRITE IN THIS AREA

DO NOT WRITE IN THIS AREA

DO NOT WRITE IN THIS AREA



2 Love: Alone Again Or

Track 2: music begins at 0'06"

(a) In which year was this track recorded? Put a cross in the correct box. (1)

- A 1957
- B 1967
- C 1977
- D 1987

(b) Describe the panning of the following instruments in the first part of the verse (0'24"–0'37"). (2)

Acoustic guitar

Bass guitar

(c) When recording on four- or eight-track tape, engineers often used a technique known as 'bouncing down'. Describe this process and its purpose. (3)

.....
.....
.....

(d) Describe the rhythm of the vocal line "And I will be alone again tonight, my dear" (0'44"–0'49"). (1)

.....
.....

(e) Describe the reverb on the acoustic guitar between 0'49" and 1'08". (2)

.....
.....

*(f) Name the bowing technique used in the violin part between 2'36" and 2'54". (1)

.....

(Total for Question 2 = 10 marks)



DO NOT WRITE IN THIS AREA

DO NOT WRITE IN THIS AREA

DO NOT WRITE IN THIS AREA

3 10cc: Art For Art's Sake

Track 3: music begins at 0'06"

(a) What is the tempo of this song in beats per minute? (1)

.....

(b) There are multiple guitar tracks in this recording. Identify **two** ways in which they have been kept distinct in the mix. (2)

1

2

*(c) What is the musical term for the change in dynamic of the piano part heard between 1'19" and 1'22"? (1)

.....

(d) Apart from a regular drum kit, other percussion instruments are used in this track. Name **two** of them. (2)

1

2

(e) Compare the texture of the intro (0'06"-0'47") with that of the first verse (0'47"-1'18"). (4)

.....

.....

.....

.....

.....

.....

.....

(Total for Question 3 = 10 marks)



DO NOT WRITE IN THIS AREA

DO NOT WRITE IN THIS AREA

DO NOT WRITE IN THIS AREA

BLANK PAGE



SECTION B

5 Special focus style–Punk and New Wave

Toyah: *Neon Womb*

Track 5: music begins at 0'06"

(a) The time signature changes at 0'48". Which of the following best describes the new time signature? Put a cross in the correct box. (1)

A 3/8

B 5/8

C 6/8

D 7/8

(b) Stylistically, this track sits between punk and new wave. Identify **two** similarities in this track to punk, and **two** similarities to new wave.

(i) Similarities to punk (2)

1

2

(ii) Similarities to new wave (2)

1

2

(c) Identify the modulation effect used on the electric piano. (1)

(d) Identify the root notes of the repeated chord sequence in the verse (beginning at 0'20"). (2)

B^b

C

DO NOT WRITE IN THIS AREA

DO NOT WRITE IN THIS AREA

DO NOT WRITE IN THIS AREA



(e) The vocal has been double-tracked between 1'34" and 1'43".

(i) What is meant by the term 'double tracking'?

(2)

(ii) ADT has not been used to create this effect. What evidence is there to support this statement?

(1)

(f) The wide dynamic range of the vocal has been controlled with compression. Describe the following three parameters of a compressor.

Threshold		(1)
Ratio		(1)
Attack		(1)

(g) Suggest **two** ways the distortion on the electric guitar could have been achieved on this recording.

(2)

1

2



* (h) Select **one** of the artists below, and describe their contribution to punk and new wave music. Support your answer with reference to relevant albums and/or tracks.

Put a cross in **one** of the boxes below to indicate your choice .

(4)

Ramones

The Jam

.....

.....

.....

.....

.....

.....

.....

.....

.....

.....

.....

.....

.....

.....

.....

.....

.....

.....

(Total for Question 5 = 20 marks)



DO NOT WRITE IN THIS AREA

DO NOT WRITE IN THIS AREA

DO NOT WRITE IN THIS AREA

6 Special focus style–Club Dance

Magnetic Man: *I Need Air* (Feat. Angela Hunte)

Track 6: music begins at 0'06"

(a) Describe the filtering of the laser sound in the intro. (2)

(b) Listen to the words 'blow, blow, blow' at 1'06". What is the interval between the lead vocal and the lower vocal? (1)

(c) Which of the following best describes the melody of the first three notes in the chorus (1'28" – 1'33")? Put a cross in the correct box. (1)

- A Chromatic
- B Major
- C Modal
- D Pentatonic

(d) The singer uses a breathy quality in the chorus (1'28" – 1'54"). Describe how this has been emphasised using technology. (3)



(e) Describe how the instrumentation changes between the last line of the verse (1'21" - 1'28") and the start of the chorus (1'28" - 1'35").

(4)

.....

.....

.....

.....

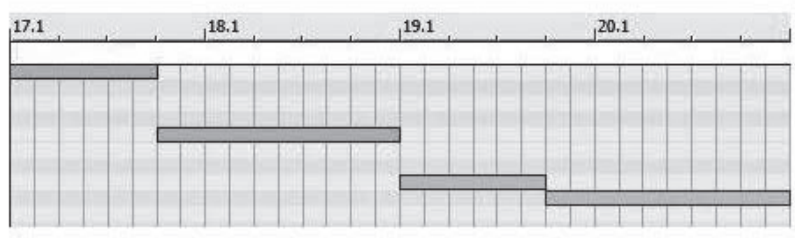
(f) Identify the effect that makes the lead vocal sound robotic between 2'58" and 3'07".

(1)

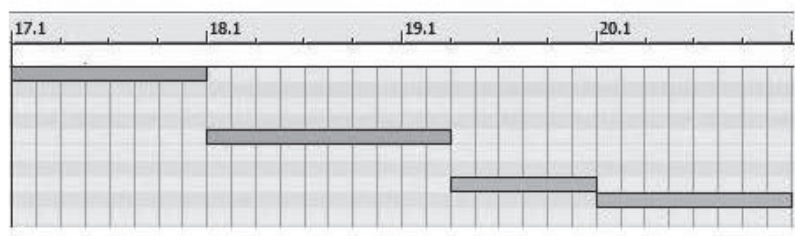
(g) Which of the following best represents the bass line between 0'33" and 0'40"? Put a cross in the correct box.

(1)

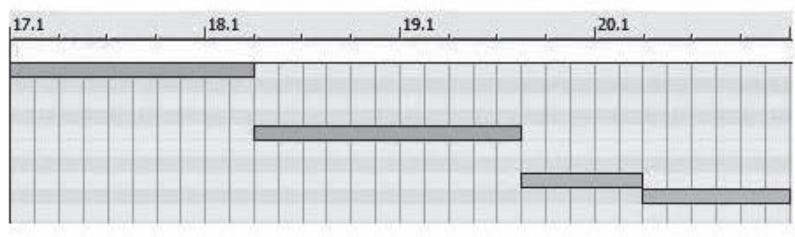
A



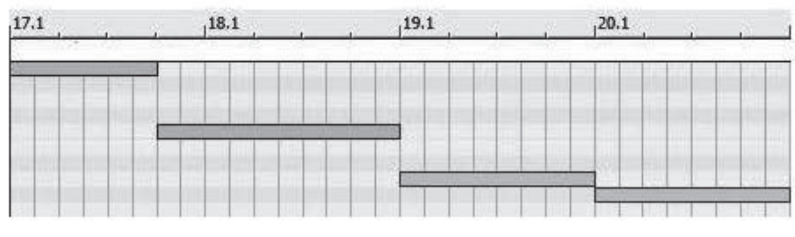
B



C



D



(h) Describe the delay on the word 'air' from 4'13".

(2)

.....

.....

*(i) Describe the main features of **one** of the following dance music styles.

Put a cross in **one** of the boxes below to indicate your choice.

(5)

Acid house

Grime

.....

.....

.....

.....

.....

.....

.....

.....

(Total for Question 6 = 20 marks)

TOTAL FOR SECTION B = 40 MARKS

TOTAL FOR PAPER = 80 MARKS



DO NOT WRITE IN THIS AREA

DO NOT WRITE IN THIS AREA

DO NOT WRITE IN THIS AREA

BLANK PAGE



DO NOT WRITE IN THIS AREA

DO NOT WRITE IN THIS AREA

DO NOT WRITE IN THIS AREA

BLANK PAGE



DO NOT WRITE IN THIS AREA

DO NOT WRITE IN THIS AREA

DO NOT WRITE IN THIS AREA

BLANK PAGE

Every effort has been made to contact copyright holders to obtain their permission for the use of copyright material. Pearson Education Ltd. will, if notified, be happy to rectify any errors or omissions and include any such rectifications in future editions.

