

**ADVANCED SUBSIDIARY GENERAL CERTIFICATE OF EDUCATION
ADVANCED GENERAL CERTIFICATE OF EDUCATION**

MATHEMATICS

**LIST OF FORMULAE
AND
STATISTICAL TABLES
(List MF1)**

Pure Mathematics

Mensuration

Surface area of sphere = $4\pi r^2$

Area of curved surface of cone = $\pi r \times$ slant height

Trigonometry

$$a^2 = b^2 + c^2 - 2bc \cos A$$

Arithmetic Series

$$u_n = a + (n - 1)d$$

$$S_n = \frac{1}{2}n(a + l) = \frac{1}{2}n\{2a + (n - 1)d\}$$

Geometric Series

$$u_n = ar^{n-1}$$

$$S_n = \frac{a(1 - r^n)}{1 - r}$$

$$S_\infty = \frac{a}{1 - r} \quad \text{for } |r| < 1$$

Summations

$$\sum_{r=1}^n r^2 = \frac{1}{6}n(n+1)(2n+1)$$

$$\sum_{r=1}^n r^3 = \frac{1}{4}n^2(n+1)^2$$

Binomial Series

$$\binom{n}{r} + \binom{n}{r+1} = \binom{n+1}{r+1}$$

$$(a+b)^n = a^n + \binom{n}{1}a^{n-1}b + \binom{n}{2}a^{n-2}b^2 + \dots + \binom{n}{r}a^{n-r}b^r + \dots + b^n \quad (n \in \mathbb{N}),$$

$$\text{where } \binom{n}{r} = {}^nC_r = \frac{n!}{r!(n-r)!}$$

$$(1+x)^n = 1 + nx + \frac{n(n-1)}{1.2}x^2 + \dots + \frac{n(n-1)\dots(n-r+1)}{1.2.3\dots r}x^r + \dots \quad (|x| < 1, n \in \mathbb{R})$$

Logarithms and exponentials

$$e^{x \ln a} = a^x$$

Complex Numbers

$$\{r(\cos \theta + i \sin \theta)\}^n = r^n(\cos n\theta + i \sin n\theta)$$

$$e^{i\theta} = \cos \theta + i \sin \theta$$

The roots of $z^n = 1$ are given by $z = e^{\frac{2\pi ki}{n}}$, for $k = 0, 1, 2, \dots, n-1$

Maclaurin's Series

$$f(x) = f(0) + xf'(0) + \frac{x^2}{2!}f''(0) + \dots + \frac{x^r}{r!}f^{(r)}(0) + \dots$$

$$e^x = \exp(x) = 1 + x + \frac{x^2}{2!} + \dots + \frac{x^r}{r!} + \dots \quad \text{for all } x$$

$$\ln(1+x) = x - \frac{x^2}{2} + \frac{x^3}{3} - \dots + (-1)^{r+1} \frac{x^r}{r} + \dots \quad (-1 < x \leq 1)$$

$$\sin x = x - \frac{x^3}{3!} + \frac{x^5}{5!} - \dots + (-1)^r \frac{x^{2r+1}}{(2r+1)!} + \dots \quad \text{for all } x$$

$$\cos x = 1 - \frac{x^2}{2!} + \frac{x^4}{4!} - \dots + (-1)^r \frac{x^{2r}}{(2r)!} + \dots \quad \text{for all } x$$

$$\tan^{-1} x = x - \frac{x^3}{3} + \frac{x^5}{5} - \dots + (-1)^r \frac{x^{2r+1}}{2r+1} + \dots \quad (-1 \leq x \leq 1)$$

$$\sinh x = x + \frac{x^3}{3!} + \frac{x^5}{5!} + \dots + \frac{x^{2r+1}}{(2r+1)!} + \dots \quad \text{for all } x$$

$$\cosh x = 1 + \frac{x^2}{2!} + \frac{x^4}{4!} + \dots + \frac{x^{2r}}{(2r)!} + \dots \quad \text{for all } x$$

$$\tanh^{-1} x = x + \frac{x^3}{3} + \frac{x^5}{5} + \dots + \frac{x^{2r+1}}{2r+1} + \dots \quad (-1 < x < 1)$$

Hyperbolic Functions

$$\cosh^2 x - \sinh^2 x = 1$$

$$\sinh 2x = 2 \sinh x \cosh x$$

$$\cosh 2x = \cosh^2 x + \sinh^2 x$$

$$\cosh^{-1} x = \ln\{x + \sqrt{(x^2 - 1)}\} \quad (x \geq 1)$$

$$\sinh^{-1} x = \ln\{x + \sqrt{(x^2 + 1)}\}$$

$$\tanh^{-1} x = \frac{1}{2} \ln \left(\frac{1+x}{1-x} \right) \quad (|x| < 1)$$

Coordinate Geometry

The perpendicular distance from (h, k) to $ax + by + c = 0$ is $\frac{|ah + bk + c|}{\sqrt{(a^2 + b^2)}}$

The acute angle between lines with gradients m_1 and m_2 is $\tan^{-1} \left| \frac{m_1 - m_2}{1 + m_1 m_2} \right|$

Trigonometric Identities

$$\sin(A \pm B) = \sin A \cos B \pm \cos A \sin B$$

$$\cos(A \pm B) = \cos A \cos B \mp \sin A \sin B$$

$$\tan(A \pm B) = \frac{\tan A \pm \tan B}{1 \mp \tan A \tan B} \quad (A \pm B \neq (k + \frac{1}{2})\pi)$$

$$\text{For } t = \tan \frac{1}{2}A: \sin A = \frac{2t}{1+t^2}, \cos A = \frac{1-t^2}{1+t^2}$$

$$\sin A + \sin B = 2 \sin \frac{A+B}{2} \cos \frac{A-B}{2}$$

$$\sin A - \sin B = 2 \cos \frac{A+B}{2} \sin \frac{A-B}{2}$$

$$\cos A + \cos B = 2 \cos \frac{A+B}{2} \cos \frac{A-B}{2}$$

$$\cos A - \cos B = -2 \sin \frac{A+B}{2} \sin \frac{A-B}{2}$$

Vectors

The resolved part of \mathbf{a} in the direction of \mathbf{b} is $\frac{\mathbf{a} \cdot \mathbf{b}}{|\mathbf{b}|}$

The point dividing AB in the ratio $\lambda : \mu$ is $\frac{\lambda \mathbf{a} + \mu \mathbf{b}}{\lambda + \mu}$

Vector product: $\mathbf{a} \times \mathbf{b} = |\mathbf{a}| |\mathbf{b}| \sin \theta \hat{\mathbf{n}} = \begin{vmatrix} \mathbf{i} & a_1 & b_1 \\ \mathbf{j} & a_2 & b_2 \\ \mathbf{k} & a_3 & b_3 \end{vmatrix} = \begin{pmatrix} a_2 b_3 - a_3 b_2 \\ a_3 b_1 - a_1 b_3 \\ a_1 b_2 - a_2 b_1 \end{pmatrix}$

If A is the point with position vector $\mathbf{a} = a_1 \mathbf{i} + a_2 \mathbf{j} + a_3 \mathbf{k}$ and the direction vector \mathbf{b} is given by

$\mathbf{b} = b_1 \mathbf{i} + b_2 \mathbf{j} + b_3 \mathbf{k}$, then the straight line through A with direction vector \mathbf{b} has cartesian equation

$$\frac{x - a_1}{b_1} = \frac{y - a_2}{b_2} = \frac{z - a_3}{b_3} \quad (= \lambda)$$

The plane through A with normal vector $\mathbf{n} = n_1 \mathbf{i} + n_2 \mathbf{j} + n_3 \mathbf{k}$ has cartesian equation

$$n_1 x + n_2 y + n_3 z + d = 0, \quad \text{where } d = -\mathbf{a} \cdot \mathbf{n}$$

The plane through non-collinear points A, B and C has vector equation

$$\mathbf{r} = \mathbf{a} + \lambda(\mathbf{b} - \mathbf{a}) + \mu(\mathbf{c} - \mathbf{a}) = (1 - \lambda - \mu)\mathbf{a} + \lambda\mathbf{b} + \mu\mathbf{c}$$

The plane through the point with position vector \mathbf{a} and parallel to \mathbf{b} and \mathbf{c} has equation $\mathbf{r} = \mathbf{a} + s\mathbf{b} + t\mathbf{c}$

The perpendicular distance of (α, β, γ) from $n_1 x + n_2 y + n_3 z + d = 0$ is $\frac{|n_1 \alpha + n_2 \beta + n_3 \gamma + d|}{\sqrt{(n_1^2 + n_2^2 + n_3^2)}}$

Matrix transformations

Anticlockwise rotation through θ about O : $\begin{pmatrix} \cos \theta & -\sin \theta \\ \sin \theta & \cos \theta \end{pmatrix}$

Reflection in the line $y = (\tan \theta)x$: $\begin{pmatrix} \cos 2\theta & \sin 2\theta \\ \sin 2\theta & -\cos 2\theta \end{pmatrix}$

Differentiation

$f(x)$	$f'(x)$
$\tan kx$	$k \sec^2 kx$
$\sin^{-1} x$	$\frac{1}{\sqrt{1-x^2}}$
$\cos^{-1} x$	$-\frac{1}{\sqrt{1-x^2}}$
$\tan^{-1} x$	$\frac{1}{1+x^2}$
$\sec x$	$\sec x \tan x$
$\cot x$	$-\operatorname{cosec}^2 x$
$\operatorname{cosec} x$	$-\operatorname{cosec} x \cot x$
$\sinh x$	$\cosh x$
$\cosh x$	$\sinh x$
$\tanh x$	$\operatorname{sech}^2 x$
$\sinh^{-1} x$	$\frac{1}{\sqrt{1+x^2}}$
$\cosh^{-1} x$	$\frac{1}{\sqrt{x^2-1}}$
$\tanh^{-1} x$	$\frac{1}{1-x^2}$

Integration (+ constant; $a > 0$ where relevant)

$f(x)$	$\int f(x) dx$
$\sec^2 kx$	$\frac{1}{k} \tan kx$
$\tan x$	$\ln \sec x $
$\cot x$	$\ln \sin x $
$\operatorname{cosec} x$	$-\ln \operatorname{cosec} x + \cot x = \ln \left \tan \frac{1}{2}x \right $
$\sec x$	$\ln \sec x + \tan x = \ln \left \tan \left(\frac{1}{2}x + \frac{1}{4}\pi \right) \right $
$\sinh x$	$\cosh x$
$\cosh x$	$\sinh x$
$\tanh x$	$\ln \cosh x$
$\frac{1}{\sqrt{(a^2 - x^2)}}$	$\sin^{-1} \left(\frac{x}{a} \right) \quad (x < a)$
$\frac{1}{a^2 + x^2}$	$\frac{1}{a} \tan^{-1} \left(\frac{x}{a} \right)$
$\frac{1}{\sqrt{(x^2 - a^2)}}$	$\cosh^{-1} \left(\frac{x}{a} \right) \text{ or } \ln \{x + \sqrt{(x^2 - a^2)}\} \quad (x > a)$
$\frac{1}{\sqrt{(a^2 + x^2)}}$	$\sinh^{-1} \left(\frac{x}{a} \right) \text{ or } \ln \{x + \sqrt{(x^2 + a^2)}\}$
$\frac{1}{a^2 - x^2}$	$\frac{1}{2a} \ln \left \frac{a+x}{a-x} \right = \frac{1}{a} \tanh^{-1} \left(\frac{x}{a} \right) \quad (x < a)$
$\frac{1}{x^2 - a^2}$	$\frac{1}{2a} \ln \left \frac{x-a}{x+a} \right $

$$\int u \frac{dv}{dx} dx = uv - \int v \frac{du}{dx} dx$$

Area of a sector

$$A = \frac{1}{2} \int r^2 d\theta \quad (\text{polar coordinates})$$

$$A = \frac{1}{2} \int \left(x \frac{dy}{dt} - y \frac{dx}{dt} \right) dt \quad (\text{parametric form})$$

Numerical Mathematics

Numerical integration

The trapezium rule: $\int_a^b y dx \approx \frac{1}{2}h\{(y_0 + y_n) + 2(y_1 + y_2 + \dots + y_{n-1})\}$, where $h = \frac{b-a}{n}$

Simpson's Rule: $\int_a^b y dx \approx \frac{1}{3}h\{(y_0 + y_n) + 4(y_1 + y_3 + \dots + y_{n-1}) + 2(y_2 + y_4 + \dots + y_{n-2})\}$,
where $h = \frac{b-a}{n}$ and n is even

Numerical Solution of Equations

The Newton-Raphson iteration for solving $f(x) = 0$: $x_{n+1} = x_n - \frac{f(x_n)}{f'(x_n)}$

Mechanics

Motion in a circle

Transverse velocity: $v = r\dot{\theta}$

Transverse acceleration: $\dot{v} = r\ddot{\theta}$

Radial acceleration: $-r\dot{\theta}^2 = -\frac{v^2}{r}$

Centres of Mass (for uniform bodies)

Triangular lamina: $\frac{2}{3}$ along median from vertex

Solid hemisphere, radius r : $\frac{3}{8}r$ from centre

Hemispherical shell, radius r : $\frac{1}{2}r$ from centre

Circular arc, radius r , angle at centre 2α : $\frac{r \sin \alpha}{\alpha}$ from centre

Sector of circle, radius r , angle at centre 2α : $\frac{2r \sin \alpha}{3\alpha}$ from centre

Solid cone or pyramid of height h : $\frac{1}{4}h$ above the base on the line from centre of base to vertex

Conical shell of height h : $\frac{1}{3}h$ above the base on the line from centre of base to vertex

Moments of Inertia (for uniform bodies of mass m)

Thin rod, length $2l$, about perpendicular axis through centre: $\frac{1}{3}ml^2$

Rectangular lamina about axis in plane bisecting edges of length $2l$: $\frac{1}{3}ml^2$

Thin rod, length $2l$, about perpendicular axis through end: $\frac{4}{3}ml^2$

Rectangular lamina about edge perpendicular to edges of length $2l$: $\frac{4}{3}ml^2$

Rectangular lamina, sides $2a$ and $2b$, about perpendicular axis through centre: $\frac{1}{3}m(a^2 + b^2)$

Hoop or cylindrical shell of radius r about axis: mr^2

Hoop of radius r about a diameter: $\frac{1}{2}mr^2$

Disc or solid cylinder of radius r about axis: $\frac{1}{2}mr^2$

Disc of radius r about a diameter: $\frac{1}{4}mr^2$

Solid sphere, radius r , about diameter: $\frac{2}{5}mr^2$

Spherical shell of radius r about a diameter: $\frac{2}{3}mr^2$

Parallel axes theorem: $I_A = I_G + m(AG)^2$

Perpendicular axes theorem: $I_z = I_x + I_y$ (for a lamina in the x - y plane)

Probability & Statistics

Probability

$$P(A \cup B) = P(A) + P(B) - P(A \cap B)$$

$$P(A \cap B) = P(A)P(B | A)$$

$$P(A | B) = \frac{P(B | A)P(A)}{P(B | A)P(A) + P(B | A')P(A')}$$

$$\text{Bayes' Theorem: } P(A_j | B) = \frac{P(A_j)P(B | A_j)}{\sum P(A_i)P(B | A_i)}$$

Discrete distributions

For a discrete random variable X taking values x_i with probabilities p_i

$$\text{Expectation (mean): } E(X) = \mu = \sum x_i p_i$$

$$\text{Variance: } \text{Var}(X) = \sigma^2 = \sum (x_i - \mu)^2 p_i = \sum x_i^2 p_i - \mu^2$$

$$\text{For a function } g(X): E(g(X)) = \sum g(x_i) p_i$$

The probability generating function of X is $G_X(t) = E(t^X)$, and

$$E(X) = G'_X(1)$$

$$\text{Var}(X) = G''_X(1) + G'_X(1) - \{G'_X(1)\}^2$$

For $Z = X + Y$, where X and Y are independent: $G_Z(t) = G_X(t)G_Y(t)$

Standard discrete distributions

Distribution of X	$P(X = x)$	Mean	Variance	P.G.F.
Binomial $B(n, p)$	$\binom{n}{x} p^x (1-p)^{n-x}$	np	$np(1-p)$	$(1-p + pt)^n$
Poisson $Po(\lambda)$	$e^{-\lambda} \frac{\lambda^x}{x!}$	λ	λ	$e^{\lambda(t-1)}$
Geometric $Geo(p)$ on $1, 2, \dots$	$p(1-p)^{x-1}$	$\frac{1}{p}$	$\frac{1-p}{p^2}$	$\frac{pt}{1-(1-p)t}$

Continuous distributions

For a continuous random variable X having probability density function f

$$\text{Expectation (mean): } E(X) = \mu = \int xf(x) dx$$

$$\text{Variance: } \text{Var}(X) = \sigma^2 = \int (x - \mu)^2 f(x) dx = \int x^2 f(x) dx - \mu^2$$

$$\text{For a function } g(X): E(g(X)) = \int g(x)f(x) dx$$

$$\text{Cumulative distribution function: } F(x) = P(X \leq x) = \int_{-\infty}^x f(t) dt$$

The moment generating function of X is $M_X(t) = E(e^{tX})$ and

$$E(X) = M'_X(0)$$

$$E(X^n) = M_X^{(n)}(0)$$

$$\text{Var}(X) = M''_X(0) - \{M'_X(0)\}^2$$

For $Z = X + Y$, where X and Y are independent: $M_Z(t) = M_X(t)M_Y(t)$

Standard continuous distributions

Distribution of X	P.D.F.	Mean	Variance	M.G.F.
Uniform (Rectangular) on $[a, b]$	$\frac{1}{b-a}$	$\frac{1}{2}(a+b)$	$\frac{1}{12}(b-a)^2$	$\frac{e^{bt} - e^{at}}{(b-a)t}$
Exponential	$\lambda e^{-\lambda x}$	$\frac{1}{\lambda}$	$\frac{1}{\lambda^2}$	$\frac{\lambda}{\lambda - t}$
Normal $N(\mu, \sigma^2)$	$\frac{1}{\sigma\sqrt{2\pi}} e^{-\frac{1}{2}\left(\frac{x-\mu}{\sigma}\right)^2}$	μ	σ^2	$e^{\mu t + \frac{1}{2}\sigma^2 t^2}$

Expectation algebra

Covariance: $\text{Cov}(X, Y) = E((X - \mu_X)(Y - \mu_Y)) = E(XY) - \mu_X\mu_Y$

$\text{Var}(aX \pm bY) = a^2 \text{Var}(X) + b^2 \text{Var}(Y) \pm 2ab \text{Cov}(X, Y)$

Product moment correlation coefficient: $\rho = \frac{\text{Cov}(X, Y)}{\sigma_X\sigma_Y}$

If $X = aX' + b$ and $Y = cY' + d$, then $\text{Cov}(X, Y) = ac \text{Cov}(X', Y')$

For independent random variables X and Y

$$E(XY) = E(X)E(Y)$$

$$\text{Var}(aX \pm bY) = a^2 \text{Var}(X) + b^2 \text{Var}(Y)$$

Sampling distributions

For a random sample X_1, X_2, \dots, X_n of n independent observations from a distribution having mean μ and variance σ^2

\bar{X} is an unbiased estimator of μ , with $\text{Var}(\bar{X}) = \frac{\sigma^2}{n}$

S^2 is an unbiased estimator of σ^2 , where $S^2 = \frac{\sum(X_i - \bar{X})^2}{n-1}$

For a random sample of n observations from $N(\mu, \sigma^2)$

$$\frac{\bar{X} - \mu}{\sigma/\sqrt{n}} \sim N(0, 1)$$

$$\frac{\bar{X} - \mu}{S/\sqrt{n}} \sim t_{n-1} \quad (\text{also valid in matched-pairs situations})$$

If X is the observed number of successes in n independent Bernoulli trials in each of which the probability of success is p , and $Y = \frac{X}{n}$, then

$$E(Y) = p \quad \text{and} \quad \text{Var}(Y) = \frac{p(1-p)}{n}$$

For a random sample of n_x observations from $N(\mu_x, \sigma_x^2)$ and, independently, a random sample of n_y observations from $N(\mu_y, \sigma_y^2)$

$$\frac{(\bar{X} - \bar{Y}) - (\mu_x - \mu_y)}{\sqrt{\left(\frac{\sigma_x^2}{n_x} + \frac{\sigma_y^2}{n_y}\right)}} \sim N(0, 1)$$

If $\sigma_x^2 = \sigma_y^2 = \sigma^2$ (unknown) then $\frac{(\bar{X} - \bar{Y}) - (\mu_x - \mu_y)}{\sqrt{\left\{S_p^2 \left(\frac{1}{n_x} + \frac{1}{n_y}\right)\right\}}} \sim t_{n_x+n_y-2}$,

$$\text{where } S_p^2 = \frac{(n_x - 1)S_x^2 + (n_y - 1)S_y^2}{n_x + n_y - 2}$$

Correlation and regression

For a set of n pairs of values (x_i, y_i)

$$S_{xx} = \Sigma(x_i - \bar{x})^2 = \Sigma x_i^2 - \frac{(\Sigma x_i)^2}{n}$$

$$S_{yy} = \Sigma(y_i - \bar{y})^2 = \Sigma y_i^2 - \frac{(\Sigma y_i)^2}{n}$$

$$S_{xy} = \Sigma(x_i - \bar{x})(y_i - \bar{y}) = \Sigma x_i y_i - \frac{(\Sigma x_i)(\Sigma y_i)}{n}$$

The product moment correlation coefficient is

$$r = \frac{S_{xy}}{\sqrt{(S_{xx}S_{yy})}} = \frac{\Sigma(x_i - \bar{x})(y_i - \bar{y})}{\sqrt{\{(\Sigma(x_i - \bar{x})^2)(\Sigma(y_i - \bar{y})^2)\}}} = \frac{\Sigma x_i y_i - \frac{(\Sigma x_i)(\Sigma y_i)}{n}}{\sqrt{\left\{\left(\Sigma x_i^2 - \frac{(\Sigma x_i)^2}{n}\right)\left(\Sigma y_i^2 - \frac{(\Sigma y_i)^2}{n}\right)\right\}}}$$

Spearman's rank correlation coefficient is $r_s = 1 - \frac{6\Sigma d^2}{n(n^2 - 1)}$

The regression coefficient of y on x is $b = \frac{S_{xy}}{S_{xx}} = \frac{\Sigma(x_i - \bar{x})(y_i - \bar{y})}{\Sigma(x_i - \bar{x})^2}$

Least squares regression line of y on x is $y = a + bx$ where $a = \bar{y} - b\bar{x}$

Distribution-free (non-parametric) tests

Goodness-of-fit test and contingency tables: $\sum \frac{(O_i - E_i)^2}{E_i} \sim \chi_v^2$

Approximate distributions for large samples

Wilcoxon Signed Rank test: $T \sim N\left(\frac{1}{4}n(n+1), \frac{1}{24}n(n+1)(2n+1)\right)$

Wilcoxon Rank Sum test (samples of sizes m and n , with $m \leq n$):

$$W \sim N\left(\frac{1}{2}m(m+n+1), \frac{1}{12}mn(m+n+1)\right)$$

CUMULATIVE BINOMIAL PROBABILITIES

$n = 14$	p	0.05	0.1	0.15	1/6	0.2	0.25	0.3	1/3	0.35	0.4	0.45	0.5	0.55	0.6	0.65	2/3	0.7	0.75	0.8	5/6	0.85	0.9	0.95	
$x = 0$		0.4877	0.2288	0.1028	0.0779	0.0440	0.0178	0.0068	0.0034	0.0024	0.0008	0.0002	0.0001	0.0000	0.0000	0.0000	0.0000	0.0000	0.0000	0.0000	0.0000	0.0000	0.0000	0.0000	0.0000
1		0.8470	0.5846	0.3567	0.2960	0.1979	0.1010	0.0475	0.0274	0.0205	0.0081	0.0029	0.0009	0.0003	0.0001	0.0000	0.0000	0.0000	0.0000	0.0000	0.0000	0.0000	0.0000	0.0000	0.0000
2		0.9699	0.8416	0.6479	0.5795	0.4481	0.2811	0.1608	0.1053	0.0839	0.0398	0.0170	0.0065	0.0022	0.0006	0.0001	0.0001	0.0000	0.0000	0.0000	0.0000	0.0000	0.0000	0.0000	0.0000
3		0.9958	0.9559	0.8535	0.8063	0.6982	0.5213	0.3552	0.2612	0.2205	0.1243	0.0632	0.0287	0.0114	0.0039	0.0011	0.0007	0.0002	0.0000	0.0000	0.0000	0.0000	0.0000	0.0000	0.0000
4		0.9996	0.9908	0.9533	0.9310	0.8702	0.7415	0.5842	0.4755	0.4227	0.2793	0.1672	0.0898	0.0426	0.0175	0.0060	0.0040	0.0017	0.0003	0.0000	0.0000	0.0000	0.0000	0.0000	0.0000
5		1.0000	0.9985	0.9885	0.9809	0.9561	0.8883	0.7805	0.6898	0.6405	0.4859	0.3373	0.2120	0.1189	0.0583	0.0243	0.0174	0.0083	0.0022	0.0004	0.0001	0.0000	0.0000	0.0000	0.0000
6		1.0000	0.9998	0.9978	0.9959	0.9884	0.9617	0.9067	0.8505	0.8164	0.6925	0.5461	0.3953	0.2586	0.1501	0.0753	0.0576	0.0315	0.0103	0.0024	0.0007	0.0003	0.0000	0.0000	0.0000
7		1.0000	1.0000	0.9997	0.9993	0.9976	0.9897	0.9685	0.9424	0.9247	0.8499	0.7414	0.6047	0.4539	0.3075	0.1836	0.1495	0.0933	0.0383	0.0116	0.0041	0.0022	0.0002	0.0000	0.0000
8		1.0000	1.0000	1.0000	0.9999	0.9996	0.9978	0.9917	0.9826	0.9757	0.9417	0.8811	0.7880	0.6627	0.5141	0.3595	0.3102	0.2195	0.1117	0.0439	0.0191	0.0115	0.0015	0.0000	0.0000
9		1.0000	1.0000	1.0000	1.0000	1.0000	0.9997	0.9983	0.9960	0.9940	0.9825	0.9574	0.9102	0.8328	0.7207	0.5773	0.5245	0.4158	0.2585	0.1298	0.0690	0.0467	0.0092	0.0004	0.0004
10		1.0000	1.0000	1.0000	1.0000	1.0000	1.0000	0.9998	0.9993	0.9989	0.9961	0.9886	0.9713	0.9368	0.8757	0.7795	0.7388	0.6448	0.4787	0.3018	0.1937	0.1465	0.0441	0.0042	0.0042
11		1.0000	1.0000	1.0000	1.0000	1.0000	1.0000	1.0000	0.9999	0.9999	0.9994	0.9978	0.9935	0.9830	0.9602	0.9161	0.8947	0.8392	0.7189	0.5519	0.4205	0.3521	0.1584	0.0301	0.0301
12		1.0000	1.0000	1.0000	1.0000	1.0000	1.0000	1.0000	1.0000	1.0000	0.9999	0.9997	0.9991	0.9971	0.9919	0.9795	0.9726	0.9525	0.8990	0.8021	0.7040	0.6433	0.4154	0.1530	0.1530
13		1.0000	1.0000	1.0000	1.0000	1.0000	1.0000	1.0000	1.0000	1.0000	1.0000	1.0000	0.9999	0.9998	0.9992	0.9976	0.9966	0.9932	0.9822	0.9560	0.9221	0.8972	0.7712	0.5123	0.5123
14		1.0000	1.0000	1.0000	1.0000	1.0000	1.0000	1.0000	1.0000	1.0000	1.0000	1.0000	1.0000	1.0000	1.0000	1.0000	1.0000	1.0000	1.0000	1.0000	1.0000	1.0000	1.0000	1.0000	1.0000

$n = 16$	p	0.05	0.1	0.15	1/6	0.2	0.25	0.3	1/3	0.35	0.4	0.45	0.5	0.55	0.6	0.65	2/3	0.7	0.75	0.8	5/6	0.85	0.9	0.95		
$x = 0$		0.4401	0.1853	0.0743	0.0541	0.0281	0.0100	0.0033	0.0015	0.0010	0.0003	0.0001	0.0000	0.0000	0.0000	0.0000	0.0000	0.0000	0.0000	0.0000	0.0000	0.0000	0.0000	0.0000	0.0000	
1		0.8108	0.5147	0.2839	0.2272	0.1407	0.0635	0.0261	0.0137	0.0098	0.0033	0.0010	0.0003	0.0001	0.0000	0.0000	0.0000	0.0000	0.0000	0.0000	0.0000	0.0000	0.0000	0.0000	0.0000	
2		0.9571	0.7892	0.5614	0.4868	0.3518	0.1971	0.0994	0.0594	0.0451	0.0183	0.0066	0.0021	0.0006	0.0001	0.0000	0.0000	0.0000	0.0000	0.0000	0.0000	0.0000	0.0000	0.0000	0.0000	
3		0.9930	0.9316	0.7899	0.7291	0.5981	0.4050	0.2459	0.1659	0.1339	0.0651	0.0281	0.0106	0.0035	0.0009	0.0002	0.0001	0.0000	0.0000	0.0000	0.0000	0.0000	0.0000	0.0000	0.0000	
4		0.9991	0.9830	0.9209	0.8866	0.7982	0.6302	0.4499	0.3391	0.2892	0.1666	0.0853	0.0384	0.0149	0.0049	0.0013	0.0008	0.0003	0.0000	0.0000	0.0000	0.0000	0.0000	0.0000	0.0000	
5		0.9999	0.9967	0.9765	0.9622	0.9183	0.8103	0.6598	0.5469	0.4900	0.3288	0.1976	0.1051	0.0486	0.0191	0.0062	0.0040	0.0016	0.0003	0.0000	0.0000	0.0000	0.0000	0.0000	0.0000	
6		1.0000	0.9995	0.9944	0.9899	0.9733	0.9204	0.8247	0.7374	0.6881	0.5272	0.3660	0.2272	0.1241	0.0583	0.0229	0.0159	0.0071	0.0016	0.0002	0.0000	0.0000	0.0000	0.0000	0.0000	
7		1.0000	0.9999	0.9989	0.9979	0.9930	0.9729	0.9256	0.8735	0.8406	0.7161	0.5629	0.4018	0.2559	0.1423	0.0671	0.0500	0.0257	0.0075	0.0015	0.0004	0.0002	0.0000	0.0000	0.0000	
8		1.0000	1.0000	0.9998	0.9996	0.9985	0.9925	0.9743	0.9500	0.9329	0.8577	0.7441	0.5982	0.4371	0.2839	0.1594	0.1265	0.0744	0.0271	0.0070	0.0021	0.0011	0.0001	0.0000	0.0000	
9		1.0000	1.0000	1.0000	1.0000	0.9998	0.9984	0.9929	0.9841	0.9771	0.9417	0.8759	0.7728	0.6340	0.4728	0.3119	0.2626	0.1753	0.0796	0.0267	0.0101	0.0056	0.0005	0.0000	0.0000	
10		1.0000	1.0000	1.0000	1.0000	1.0000	0.9997	0.9984	0.9960	0.9938	0.9809	0.9514	0.8949	0.8024	0.6712	0.5100	0.4531	0.3402	0.1897	0.0817	0.0378	0.0235	0.0033	0.0001	0.0001	
11		1.0000	1.0000	1.0000	1.0000	1.0000	1.0000	0.9997	0.9992	0.9987	0.9951	0.9851	0.9616	0.9147	0.8334	0.7108	0.6609	0.5501	0.3698	0.2018	0.1134	0.0791	0.0170	0.0009	0.0009	
12		1.0000	1.0000	1.0000	1.0000	1.0000	1.0000	1.0000	0.9999	0.9998	0.9991	0.9965	0.9894	0.9719	0.9349	0.8661	0.8341	0.7541	0.5950	0.4019	0.2709	0.2101	0.0684	0.0070	0.0070	
13		1.0000	1.0000	1.0000	1.0000	1.0000	1.0000	1.0000	1.0000	1.0000	0.9999	0.9994	0.9979	0.9934	0.9817	0.9549	0.9406	0.9006	0.8029	0.6482	0.5132	0.4386	0.2108	0.0429	0.0429	
14		1.0000	1.0000	1.0000	1.0000	1.0000	1.0000	1.0000	1.0000	1.0000	1.0000	1.0000	0.9999	0.9997	0.9990	0.9967	0.9902	0.9863	0.9739	0.9365	0.8593	0.7728	0.7161	0.4853	0.1892	0.1892
15		1.0000	1.0000	1.0000	1.0000	1.0000	1.0000	1.0000	1.0000	1.0000	1.0000	1.0000	1.0000	0.9999	0.9997	0.9990	0.9985	0.9967	0.9900	0.9719	0.9459	0.9257	0.8147	0.5599	0.5599	
16		1.0000	1.0000	1.0000	1.0000	1.0000	1.0000	1.0000	1.0000	1.0000	1.0000	1.0000	1.0000	1.0000	1.0000	1.0000	1.0000	1.0000	1.0000	1.0000	1.0000	1.0000	1.0000	1.0000	1.0000	

CUMULATIVE BINOMIAL PROBABILITIES

$n = 25$	p	0.05	0.1	0.15	1/6	0.2	0.25	0.3	1/3	0.35	0.4	0.45	0.5	0.55	0.6	0.65	2/3	0.7	0.75	0.8	5/6	0.85	0.9	0.95	
$x = 0$		0.2774	0.0718	0.0172	0.0105	0.0038	0.0008	0.0001	0.0000	0.0000	0.0000	0.0000	0.0000	0.0000	0.0000	0.0000	0.0000	0.0000	0.0000	0.0000	0.0000	0.0000	0.0000	0.0000	0.0000
1		0.6424	0.2712	0.0931	0.0629	0.0274	0.0070	0.0016	0.0005	0.0003	0.0001	0.0000	0.0000	0.0000	0.0000	0.0000	0.0000	0.0000	0.0000	0.0000	0.0000	0.0000	0.0000	0.0000	0.0000
2		0.8729	0.5371	0.2537	0.1887	0.0982	0.0321	0.0090	0.0035	0.0021	0.0004	0.0001	0.0000	0.0000	0.0000	0.0000	0.0000	0.0000	0.0000	0.0000	0.0000	0.0000	0.0000	0.0000	0.0000
3		0.9659	0.7636	0.4711	0.3816	0.2340	0.0962	0.0332	0.0149	0.0097	0.0024	0.0005	0.0001	0.0000	0.0000	0.0000	0.0000	0.0000	0.0000	0.0000	0.0000	0.0000	0.0000	0.0000	0.0000
4		0.9928	0.9020	0.6821	0.5937	0.4207	0.2137	0.0905	0.0462	0.0320	0.0095	0.0023	0.0005	0.0001	0.0000	0.0000	0.0000	0.0000	0.0000	0.0000	0.0000	0.0000	0.0000	0.0000	0.0000
5		0.9988	0.9666	0.8385	0.7720	0.6167	0.3783	0.1935	0.1120	0.0826	0.0294	0.0086	0.0020	0.0004	0.0001	0.0000	0.0000	0.0000	0.0000	0.0000	0.0000	0.0000	0.0000	0.0000	0.0000
6		0.9998	0.9905	0.9305	0.8908	0.7800	0.5611	0.3407	0.2215	0.1734	0.0736	0.0258	0.0073	0.0016	0.0003	0.0000	0.0000	0.0000	0.0000	0.0000	0.0000	0.0000	0.0000	0.0000	0.0000
7		1.0000	0.9977	0.9745	0.9553	0.8909	0.7265	0.5118	0.3703	0.3061	0.1536	0.0639	0.0216	0.0058	0.0012	0.0002	0.0001	0.0000	0.0000	0.0000	0.0000	0.0000	0.0000	0.0000	0.0000
8		1.0000	0.9995	0.9920	0.9843	0.9532	0.8506	0.6769	0.5376	0.4668	0.2735	0.1340	0.0539	0.0174	0.0043	0.0008	0.0004	0.0001	0.0000	0.0000	0.0000	0.0000	0.0000	0.0000	0.0000
9		1.0000	0.9999	0.9979	0.9953	0.9827	0.9287	0.8106	0.6956	0.6303	0.4246	0.2424	0.1148	0.0440	0.0132	0.0029	0.0016	0.0005	0.0000	0.0000	0.0000	0.0000	0.0000	0.0000	0.0000
10		1.0000	1.0000	0.9995	0.9988	0.9944	0.9703	0.9022	0.8220	0.7712	0.5858	0.3843	0.2122	0.0960	0.0344	0.0093	0.0056	0.0018	0.0002	0.0000	0.0000	0.0000	0.0000	0.0000	0.0000
11		1.0000	1.0000	0.9999	0.9997	0.9985	0.9893	0.9558	0.9082	0.8746	0.7323	0.5426	0.3450	0.1827	0.0778	0.0255	0.0164	0.0060	0.0009	0.0001	0.0000	0.0000	0.0000	0.0000	0.0000
12		1.0000	1.0000	1.0000	0.9999	0.9996	0.9966	0.9825	0.9585	0.9396	0.8462	0.6937	0.5000	0.3063	0.1538	0.0604	0.0415	0.0175	0.0034	0.0004	0.0001	0.0000	0.0000	0.0000	0.0000
13		1.0000	1.0000	1.0000	1.0000	0.9999	0.9991	0.9940	0.9836	0.9745	0.9222	0.8173	0.6550	0.4574	0.2677	0.1254	0.0918	0.0442	0.0107	0.0015	0.0003	0.0001	0.0000	0.0000	0.0000
14		1.0000	1.0000	1.0000	1.0000	1.0000	0.9998	0.9982	0.9944	0.9907	0.9656	0.9040	0.7878	0.6157	0.4142	0.2288	0.1780	0.0978	0.0297	0.0056	0.0012	0.0005	0.0000	0.0000	0.0000
15		1.0000	1.0000	1.0000	1.0000	1.0000	1.0000	0.9995	0.9984	0.9971	0.9868	0.9560	0.8852	0.7576	0.5754	0.3697	0.3044	0.1894	0.0713	0.0173	0.0047	0.0021	0.0001	0.0000	0.0000
16		1.0000	1.0000	1.0000	1.0000	1.0000	1.0000	0.9999	0.9996	0.9992	0.9957	0.9826	0.9461	0.8660	0.7265	0.5332	0.4624	0.3231	0.1494	0.0468	0.0157	0.0080	0.0005	0.0000	0.0000
17		1.0000	1.0000	1.0000	1.0000	1.0000	1.0000	1.0000	0.9999	0.9998	0.9988	0.9942	0.9784	0.9361	0.8464	0.6939	0.6297	0.4882	0.2735	0.1091	0.0447	0.0255	0.0023	0.0000	0.0000
18		1.0000	1.0000	1.0000	1.0000	1.0000	1.0000	1.0000	1.0000	1.0000	0.9997	0.9984	0.9927	0.9742	0.9264	0.8266	0.7785	0.6593	0.4389	0.2200	0.1092	0.0695	0.0095	0.0002	0.0000
19		1.0000	1.0000	1.0000	1.0000	1.0000	1.0000	1.0000	1.0000	1.0000	0.9999	0.9996	0.9980	0.9914	0.9706	0.9174	0.8880	0.8065	0.6217	0.3833	0.2280	0.1615	0.0334	0.0012	0.0000
20		1.0000	1.0000	1.0000	1.0000	1.0000	1.0000	1.0000	1.0000	1.0000	0.9999	0.9999	0.9995	0.9977	0.9905	0.9680	0.9538	0.9095	0.7863	0.5793	0.4063	0.3179	0.0980	0.0072	0.0000
21		1.0000	1.0000	1.0000	1.0000	1.0000	1.0000	1.0000	1.0000	1.0000	1.0000	1.0000	0.9999	0.9995	0.9976	0.9903	0.9851	0.9668	0.9038	0.7660	0.6184	0.5289	0.2364	0.0341	0.0000
22		1.0000	1.0000	1.0000	1.0000	1.0000	1.0000	1.0000	1.0000	1.0000	1.0000	1.0000	1.0000	0.9999	0.9996	0.9979	0.9965	0.9910	0.9679	0.9018	0.8113	0.7463	0.4629	0.1271	0.0000
23		1.0000	1.0000	1.0000	1.0000	1.0000	1.0000	1.0000	1.0000	1.0000	1.0000	1.0000	1.0000	1.0000	0.9999	0.9997	0.9995	0.9984	0.9930	0.9726	0.9371	0.9069	0.7288	0.3576	0.0000
24		1.0000	1.0000	1.0000	1.0000	1.0000	1.0000	1.0000	1.0000	1.0000	1.0000	1.0000	1.0000	1.0000	1.0000	1.0000	1.0000	1.0000	0.9992	0.9962	0.9895	0.9828	0.7226	0.0000	0.0000
25		1.0000	1.0000	1.0000	1.0000	1.0000	1.0000	1.0000	1.0000	1.0000	1.0000	1.0000	1.0000	1.0000	1.0000	1.0000	1.0000	1.0000	1.0000	1.0000	1.0000	1.0000	1.0000	1.0000	1.0000

CUMULATIVE BINOMIAL PROBABILITIES

$n = 30$	p	0.05	0.1	0.15	1/6	0.2	0.25	0.3	1/3	0.35	0.4	0.45	0.5	0.55	0.6	0.65	2/3	0.7	0.75	0.8	5/6	0.85	0.9	0.95	
$x = 0$		0.2146	0.0424	0.0076	0.0042	0.0012	0.0002	0.0000	0.0000	0.0000	0.0000	0.0000	0.0000	0.0000	0.0000	0.0000	0.0000	0.0000	0.0000	0.0000	0.0000	0.0000	0.0000	0.0000	0.0000
1		0.5535	0.1837	0.0480	0.0295	0.0105	0.0020	0.0003	0.0001	0.0000	0.0000	0.0000	0.0000	0.0000	0.0000	0.0000	0.0000	0.0000	0.0000	0.0000	0.0000	0.0000	0.0000	0.0000	0.0000
2		0.8122	0.4114	0.1514	0.1028	0.0442	0.0106	0.0021	0.0007	0.0003	0.0000	0.0000	0.0000	0.0000	0.0000	0.0000	0.0000	0.0000	0.0000	0.0000	0.0000	0.0000	0.0000	0.0000	0.0000
3		0.9392	0.6474	0.3217	0.2396	0.1227	0.0374	0.0093	0.0033	0.0019	0.0003	0.0000	0.0000	0.0000	0.0000	0.0000	0.0000	0.0000	0.0000	0.0000	0.0000	0.0000	0.0000	0.0000	0.0000
4		0.9844	0.8245	0.5245	0.4243	0.2552	0.0979	0.0302	0.0122	0.0075	0.0015	0.0002	0.0000	0.0000	0.0000	0.0000	0.0000	0.0000	0.0000	0.0000	0.0000	0.0000	0.0000	0.0000	0.0000
5		0.9967	0.9268	0.7106	0.6164	0.4275	0.2026	0.0766	0.0355	0.0233	0.0057	0.0011	0.0002	0.0000	0.0000	0.0000	0.0000	0.0000	0.0000	0.0000	0.0000	0.0000	0.0000	0.0000	0.0000
6		0.9994	0.9742	0.8474	0.7765	0.6070	0.3481	0.1595	0.0838	0.0586	0.0172	0.0040	0.0007	0.0001	0.0000	0.0000	0.0000	0.0000	0.0000	0.0000	0.0000	0.0000	0.0000	0.0000	0.0000
7		0.9999	0.9922	0.9302	0.8863	0.7608	0.5143	0.2814	0.1668	0.1238	0.0435	0.0121	0.0026	0.0004	0.0000	0.0000	0.0000	0.0000	0.0000	0.0000	0.0000	0.0000	0.0000	0.0000	0.0000
8		1.0000	0.9980	0.9722	0.9494	0.8713	0.6736	0.4315	0.2860	0.2247	0.0940	0.0312	0.0081	0.0016	0.0002	0.0000	0.0000	0.0000	0.0000	0.0000	0.0000	0.0000	0.0000	0.0000	0.0000
9		1.0000	0.9995	0.9903	0.9803	0.9389	0.8034	0.5888	0.4317	0.3575	0.1763	0.0694	0.0214	0.0050	0.0009	0.0001	0.0000	0.0000	0.0000	0.0000	0.0000	0.0000	0.0000	0.0000	0.0000
10		1.0000	0.9999	0.9971	0.9933	0.9744	0.8943	0.7304	0.5848	0.5078	0.2915	0.1350	0.0494	0.0138	0.0029	0.0004	0.0002	0.0000	0.0000	0.0000	0.0000	0.0000	0.0000	0.0000	0.0000
11		1.0000	1.0000	0.9992	0.9980	0.9905	0.9493	0.8407	0.7239	0.6548	0.4311	0.2327	0.1002	0.0334	0.0083	0.0014	0.0007	0.0002	0.0000	0.0000	0.0000	0.0000	0.0000	0.0000	0.0000
12		1.0000	1.0000	0.9998	0.9995	0.9969	0.9784	0.9155	0.8340	0.7802	0.5785	0.3592	0.1808	0.0714	0.0212	0.0045	0.0025	0.0006	0.0001	0.0000	0.0000	0.0000	0.0000	0.0000	0.0000
13		1.0000	1.0000	0.9999	0.9991	0.9918	0.9599	0.9102	0.8737	0.7145	0.5025	0.2923	0.1356	0.0481	0.0124	0.0072	0.0021	0.0002	0.0000	0.0000	0.0000	0.0000	0.0000	0.0000	0.0000
14		1.0000	1.0000	1.0000	0.9998	0.9973	0.9831	0.9565	0.9348	0.8246	0.6448	0.4278	0.2309	0.0971	0.0301	0.0188	0.0064	0.0008	0.0001	0.0000	0.0000	0.0000	0.0000	0.0000	0.0000
15		1.0000	1.0000	1.0000	0.9999	0.9992	0.9936	0.9812	0.9699	0.9029	0.7691	0.5722	0.3552	0.1754	0.0652	0.0435	0.0169	0.0027	0.0002	0.0000	0.0000	0.0000	0.0000	0.0000	0.0000
16		1.0000	1.0000	1.0000	1.0000	0.9998	0.9979	0.9928	0.9876	0.9519	0.8644	0.7077	0.4975	0.2855	0.1263	0.0898	0.0401	0.0082	0.0009	0.0001	0.0000	0.0000	0.0000	0.0000	0.0000
17		1.0000	1.0000	1.0000	1.0000	1.0000	0.9999	0.9994	0.9975	0.9955	0.9788	0.9286	0.8192	0.6408	0.4215	0.2198	0.1660	0.0845	0.0216	0.0031	0.0005	0.0002	0.0000	0.0000	0.0000
18		1.0000	1.0000	1.0000	1.0000	1.0000	1.0000	0.9998	0.9993	0.9986	0.9917	0.9666	0.8998	0.7673	0.5689	0.3452	0.2761	0.1593	0.0507	0.0095	0.0020	0.0008	0.0000	0.0000	0.0000
19		1.0000	1.0000	1.0000	1.0000	1.0000	1.0000	1.0000	0.9998	0.9996	0.9971	0.9862	0.9506	0.8650	0.7085	0.4922	0.4152	0.2696	0.1057	0.0256	0.0067	0.0029	0.0001	0.0000	0.0000
20		1.0000	1.0000	1.0000	1.0000	1.0000	1.0000	1.0000	0.9999	0.9991	0.9950	0.9786	0.9306	0.8237	0.6425	0.5683	0.4112	0.1966	0.0611	0.0197	0.0097	0.0005	0.0000	0.0000	0.0000
21		1.0000	1.0000	1.0000	1.0000	1.0000	1.0000	1.0000	1.0000	0.9998	0.9984	0.9919	0.9688	0.9060	0.7753	0.7140	0.5685	0.3264	0.1287	0.0506	0.0278	0.0020	0.0000	0.0000	0.0000
22		1.0000	1.0000	1.0000	1.0000	1.0000	1.0000	1.0000	1.0000	1.0000	0.9996	0.9974	0.9879	0.9565	0.8762	0.8332	0.7186	0.4857	0.2392	0.1137	0.0698	0.0078	0.0001	0.0000	0.0000
23		1.0000	1.0000	1.0000	1.0000	1.0000	1.0000	1.0000	1.0000	1.0000	0.9999	0.9993	0.9960	0.9828	0.9414	0.9162	0.8405	0.6519	0.3930	0.2235	0.1526	0.0258	0.0006	0.0000	0.0000
24		1.0000	1.0000	1.0000	1.0000	1.0000	1.0000	1.0000	1.0000	1.0000	1.0000	0.9998	0.9989	0.9943	0.9767	0.9645	0.9234	0.7974	0.5725	0.3836	0.2894	0.0732	0.0033	0.0000	0.0000
25		1.0000	1.0000	1.0000	1.0000	1.0000	1.0000	1.0000	1.0000	1.0000	1.0000	1.0000	0.9998	0.9985	0.9925	0.9878	0.9698	0.9021	0.7448	0.5757	0.4755	0.1755	0.0156	0.0000	0.0000
26		1.0000	1.0000	1.0000	1.0000	1.0000	1.0000	1.0000	1.0000	1.0000	1.0000	1.0000	1.0000	0.9997	0.9981	0.9967	0.9907	0.9626	0.8773	0.7604	0.6783	0.3526	0.0608	0.0000	0.0000
27		1.0000	1.0000	1.0000	1.0000	1.0000	1.0000	1.0000	1.0000	1.0000	1.0000	1.0000	1.0000	1.0000	0.9997	0.9993	0.9979	0.9894	0.9558	0.8972	0.8486	0.5886	0.1878	0.0000	0.0000
28		1.0000	1.0000	1.0000	1.0000	1.0000	1.0000	1.0000	1.0000	1.0000	1.0000	1.0000	1.0000	1.0000	1.0000	1.0000	0.9999	0.9997	0.9980	0.9895	0.9705	0.9520	0.8163	0.4465	0.0000
29		1.0000	1.0000	1.0000	1.0000	1.0000	1.0000	1.0000	1.0000	1.0000	1.0000	1.0000	1.0000	1.0000	1.0000	1.0000	1.0000	1.0000	0.9998	0.9988	0.9958	0.9924	0.9576	0.7854	0.0000
30		1.0000	1.0000	1.0000	1.0000	1.0000	1.0000	1.0000	1.0000	1.0000	1.0000	1.0000	1.0000	1.0000	1.0000	1.0000	1.0000	1.0000	1.0000	1.0000	1.0000	1.0000	1.0000	1.0000	1.0000

CUMULATIVE POISSON PROBABILITIES

λ	0.01	0.02	0.03	0.04	0.05	0.06	0.07	0.08	0.09
$x = 0$	0.9900	0.9802	0.9704	0.9608	0.9512	0.9418	0.9324	0.9231	0.9139
1	1.0000	0.9998	0.9996	0.9992	0.9988	0.9983	0.9977	0.9970	0.9962
2	1.0000	1.0000	1.0000	1.0000	1.0000	1.0000	0.9999	0.9999	0.9999
3	1.0000	1.0000	1.0000	1.0000	1.0000	1.0000	1.0000	1.0000	1.0000

λ	0.10	0.20	0.30	0.40	0.50	0.60	0.70	0.80	0.90
$x = 0$	0.9048	0.8187	0.7408	0.6703	0.6065	0.5488	0.4966	0.4493	0.4066
1	0.9953	0.9825	0.9631	0.9384	0.9098	0.8781	0.8442	0.8088	0.7725
2	0.9998	0.9989	0.9964	0.9921	0.9856	0.9769	0.9659	0.9526	0.9371
3	1.0000	0.9999	0.9997	0.9992	0.9982	0.9966	0.9942	0.9909	0.9865
4	1.0000	1.0000	1.0000	0.9999	0.9998	0.9996	0.9992	0.9986	0.9977
5	1.0000	1.0000	1.0000	1.0000	1.0000	1.0000	0.9999	0.9998	0.9997
6	1.0000	1.0000	1.0000	1.0000	1.0000	1.0000	1.0000	1.0000	1.0000

λ	1.00	1.10	1.20	1.30	1.40	1.50	1.60	1.70	1.80	1.90
$x = 0$	0.3679	0.3329	0.3012	0.2725	0.2466	0.2231	0.2019	0.1827	0.1653	0.1496
1	0.7358	0.6990	0.6626	0.6268	0.5918	0.5578	0.5249	0.4932	0.4628	0.4337
2	0.9197	0.9004	0.8795	0.8571	0.8335	0.8088	0.7834	0.7572	0.7306	0.7037
3	0.9810	0.9743	0.9662	0.9569	0.9463	0.9344	0.9212	0.9068	0.8913	0.8747
4	0.9963	0.9946	0.9923	0.9893	0.9857	0.9814	0.9763	0.9704	0.9636	0.9559
5	0.9994	0.9990	0.9985	0.9978	0.9968	0.9955	0.9940	0.9920	0.9896	0.9868
6	0.9999	0.9999	0.9997	0.9996	0.9994	0.9991	0.9987	0.9981	0.9974	0.9966
7	1.0000	1.0000	1.0000	0.9999	0.9999	0.9998	0.9997	0.9996	0.9994	0.9992
8	1.0000	1.0000	1.0000	1.0000	1.0000	1.0000	1.0000	0.9999	0.9999	0.9998
9	1.0000	1.0000	1.0000	1.0000	1.0000	1.0000	1.0000	1.0000	1.0000	1.0000

λ	2.00	2.10	2.20	2.30	2.40	2.50	2.60	2.70	2.80	2.90
$x = 0$	0.1353	0.1225	0.1108	0.1003	0.0907	0.0821	0.0743	0.0672	0.0608	0.0550
1	0.4060	0.3796	0.3546	0.3309	0.3084	0.2873	0.2674	0.2487	0.2311	0.2146
2	0.6767	0.6496	0.6227	0.5960	0.5697	0.5438	0.5184	0.4936	0.4695	0.4460
3	0.8571	0.8386	0.8194	0.7993	0.7787	0.7576	0.7360	0.7141	0.6919	0.6696
4	0.9473	0.9379	0.9275	0.9162	0.9041	0.8912	0.8774	0.8629	0.8477	0.8318
5	0.9834	0.9796	0.9751	0.9700	0.9643	0.9580	0.9510	0.9433	0.9349	0.9258
6	0.9955	0.9941	0.9925	0.9906	0.9884	0.9858	0.9828	0.9794	0.9756	0.9713
7	0.9989	0.9985	0.9980	0.9974	0.9967	0.9958	0.9947	0.9934	0.9919	0.9901
8	0.9998	0.9997	0.9995	0.9994	0.9991	0.9989	0.9985	0.9981	0.9976	0.9969
9	1.0000	0.9999	0.9999	0.9999	0.9998	0.9997	0.9996	0.9995	0.9993	0.9991
10	1.0000	1.0000	1.0000	1.0000	1.0000	0.9999	0.9999	0.9999	0.9998	0.9998
11	1.0000	1.0000	1.0000	1.0000	1.0000	1.0000	1.0000	1.0000	1.0000	0.9999
12	1.0000	1.0000	1.0000	1.0000	1.0000	1.0000	1.0000	1.0000	1.0000	1.0000

λ	3.00	3.10	3.20	3.30	3.40	3.50	3.60	3.70	3.80	3.90
$x = 0$	0.0498	0.0450	0.0408	0.0369	0.0334	0.0302	0.0273	0.0247	0.0224	0.0202
1	0.1991	0.1847	0.1712	0.1586	0.1468	0.1359	0.1257	0.1162	0.1074	0.0992
2	0.4232	0.4012	0.3799	0.3594	0.3397	0.3208	0.3027	0.2854	0.2689	0.2531
3	0.6472	0.6248	0.6025	0.5803	0.5584	0.5366	0.5152	0.4942	0.4735	0.4532
4	0.8153	0.7982	0.7806	0.7626	0.7442	0.7254	0.7064	0.6872	0.6678	0.6484
5	0.9161	0.9057	0.8946	0.8829	0.8705	0.8576	0.8441	0.8301	0.8156	0.8006
6	0.9665	0.9612	0.9554	0.9490	0.9421	0.9347	0.9267	0.9182	0.9091	0.8995
7	0.9881	0.9858	0.9832	0.9802	0.9769	0.9733	0.9692	0.9648	0.9599	0.9546
8	0.9962	0.9953	0.9943	0.9931	0.9917	0.9901	0.9883	0.9863	0.9840	0.9815
9	0.9989	0.9986	0.9982	0.9978	0.9973	0.9967	0.9960	0.9952	0.9942	0.9931
10	0.9997	0.9996	0.9995	0.9994	0.9992	0.9990	0.9987	0.9984	0.9981	0.9977
11	0.9999	0.9999	0.9999	0.9998	0.9998	0.9997	0.9996	0.9995	0.9994	0.9993
12	1.0000	1.0000	1.0000	1.0000	0.9999	0.9999	0.9999	0.9999	0.9998	0.9998
13	1.0000	1.0000	1.0000	1.0000	1.0000	1.0000	1.0000	1.0000	1.0000	0.9999
14	1.0000	1.0000	1.0000	1.0000	1.0000	1.0000	1.0000	1.0000	1.0000	1.0000

CUMULATIVE POISSON PROBABILITIES

λ	4.00	4.10	4.20	4.30	4.40	4.50	4.60	4.70	4.80	4.90
$x = 0$	0.0183	0.0166	0.0150	0.0136	0.0123	0.0111	0.0101	0.0091	0.0082	0.0074
1	0.0916	0.0845	0.0780	0.0719	0.0663	0.0611	0.0563	0.0518	0.0477	0.0439
2	0.2381	0.2238	0.2102	0.1974	0.1851	0.1736	0.1626	0.1523	0.1425	0.1333
3	0.4335	0.4142	0.3954	0.3772	0.3594	0.3423	0.3257	0.3097	0.2942	0.2793
4	0.6288	0.6093	0.5898	0.5704	0.5512	0.5321	0.5132	0.4946	0.4763	0.4582
5	0.7851	0.7693	0.7531	0.7367	0.7199	0.7029	0.6858	0.6684	0.6510	0.6335
6	0.8893	0.8786	0.8675	0.8558	0.8436	0.8311	0.8180	0.8046	0.7908	0.7767
7	0.9489	0.9427	0.9361	0.9290	0.9214	0.9134	0.9049	0.8960	0.8867	0.8769
8	0.9786	0.9755	0.9721	0.9683	0.9642	0.9597	0.9549	0.9497	0.9442	0.9382
9	0.9919	0.9905	0.9889	0.9871	0.9851	0.9829	0.9805	0.9778	0.9749	0.9717
10	0.9972	0.9966	0.9959	0.9952	0.9943	0.9933	0.9922	0.9910	0.9896	0.9880
11	0.9991	0.9989	0.9986	0.9983	0.9980	0.9976	0.9971	0.9966	0.9960	0.9953
12	0.9997	0.9997	0.9996	0.9995	0.9993	0.9992	0.9990	0.9988	0.9986	0.9983
13	0.9999	0.9999	0.9999	0.9998	0.9998	0.9997	0.9997	0.9996	0.9995	0.9994
14	1.0000	1.0000	1.0000	1.0000	0.9999	0.9999	0.9999	0.9999	0.9999	0.9998
15	1.0000	1.0000	1.0000	1.0000	1.0000	1.0000	1.0000	1.0000	1.0000	0.9999
16	1.0000	1.0000	1.0000	1.0000	1.0000	1.0000	1.0000	1.0000	1.0000	1.0000

λ	5.00	5.50	6.00	6.50	7.00	7.50	8.00	8.50	9.00	9.50
$x = 0$	0.0067	0.0041	0.0025	0.0015	0.0009	0.0006	0.0003	0.0002	0.0001	0.0001
1	0.0404	0.0266	0.0174	0.0113	0.0073	0.0047	0.0030	0.0019	0.0012	0.0008
2	0.1247	0.0884	0.0620	0.0430	0.0296	0.0203	0.0138	0.0093	0.0062	0.0042
3	0.2650	0.2017	0.1512	0.1118	0.0818	0.0591	0.0424	0.0301	0.0212	0.0149
4	0.4405	0.3575	0.2851	0.2237	0.1730	0.1321	0.0996	0.0744	0.0550	0.0403
5	0.6160	0.5289	0.4457	0.3690	0.3007	0.2414	0.1912	0.1496	0.1157	0.0885
6	0.7622	0.6860	0.6063	0.5265	0.4497	0.3782	0.3134	0.2562	0.2068	0.1649
7	0.8666	0.8095	0.7440	0.6728	0.5987	0.5246	0.4530	0.3856	0.3239	0.2687
8	0.9319	0.8944	0.8472	0.7916	0.7291	0.6620	0.5925	0.5231	0.4557	0.3918
9	0.9682	0.9462	0.9161	0.8774	0.8305	0.7764	0.7166	0.6530	0.5874	0.5218
10	0.9863	0.9747	0.9574	0.9332	0.9015	0.8622	0.8159	0.7634	0.7060	0.6453
11	0.9945	0.9890	0.9799	0.9661	0.9467	0.9208	0.8881	0.8487	0.8030	0.7520
12	0.9980	0.9955	0.9912	0.9840	0.9730	0.9573	0.9362	0.9091	0.8758	0.8364
13	0.9993	0.9983	0.9964	0.9929	0.9872	0.9784	0.9658	0.9486	0.9261	0.8981
14	0.9998	0.9994	0.9986	0.9970	0.9943	0.9897	0.9827	0.9726	0.9585	0.9400
15	0.9999	0.9998	0.9995	0.9988	0.9976	0.9954	0.9918	0.9862	0.9780	0.9665
16	1.0000	0.9999	0.9998	0.9996	0.9990	0.9980	0.9963	0.9934	0.9889	0.9823
17	1.0000	1.0000	0.9999	0.9998	0.9996	0.9992	0.9984	0.9970	0.9947	0.9911
18	1.0000	1.0000	1.0000	0.9999	0.9999	0.9997	0.9993	0.9987	0.9976	0.9957
19	1.0000	1.0000	1.0000	1.0000	1.0000	0.9999	0.9997	0.9995	0.9989	0.9980
20	1.0000	1.0000	1.0000	1.0000	1.0000	1.0000	0.9999	0.9998	0.9996	0.9991
21	1.0000	1.0000	1.0000	1.0000	1.0000	1.0000	1.0000	0.9999	0.9998	0.9996
22	1.0000	1.0000	1.0000	1.0000	1.0000	1.0000	1.0000	1.0000	0.9999	0.9999
23	1.0000	1.0000	1.0000	1.0000	1.0000	1.0000	1.0000	1.0000	1.0000	0.9999
24	1.0000	1.0000	1.0000	1.0000	1.0000	1.0000	1.0000	1.0000	1.0000	1.0000

CUMULATIVE POISSON PROBABILITIES

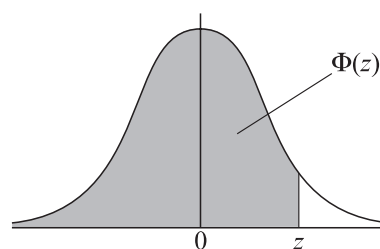
λ	10.00	11.00	12.00	13.00	14.00	15.00	16.00	17.00	18.00	19.00
$x = 0$	0.0000	0.0000	0.0000	0.0000	0.0000	0.0000	0.0000	0.0000	0.0000	0.0000
1	0.0005	0.0002	0.0001	0.0000	0.0000	0.0000	0.0000	0.0000	0.0000	0.0000
2	0.0028	0.0012	0.0005	0.0002	0.0001	0.0000	0.0000	0.0000	0.0000	0.0000
3	0.0103	0.0049	0.0023	0.0011	0.0005	0.0002	0.0001	0.0000	0.0000	0.0000
4	0.0293	0.0151	0.0076	0.0037	0.0018	0.0009	0.0004	0.0002	0.0001	0.0000
5	0.0671	0.0375	0.0203	0.0107	0.0055	0.0028	0.0014	0.0007	0.0003	0.0002
6	0.1301	0.0786	0.0458	0.0259	0.0142	0.0076	0.0040	0.0021	0.0010	0.0005
7	0.2202	0.1432	0.0895	0.0540	0.0316	0.0180	0.0100	0.0054	0.0029	0.0015
8	0.3328	0.2320	0.1550	0.0998	0.0621	0.0374	0.0220	0.0126	0.0071	0.0039
9	0.4579	0.3405	0.2424	0.1658	0.1094	0.0699	0.0433	0.0261	0.0154	0.0089
10	0.5830	0.4599	0.3472	0.2517	0.1757	0.1185	0.0774	0.0491	0.0304	0.0183
11	0.6968	0.5793	0.4616	0.3532	0.2600	0.1848	0.1270	0.0847	0.0549	0.0347
12	0.7916	0.6887	0.5760	0.4631	0.3585	0.2676	0.1931	0.1350	0.0917	0.0606
13	0.8645	0.7813	0.6815	0.5730	0.4644	0.3632	0.2745	0.2009	0.1426	0.0984
14	0.9165	0.8540	0.7720	0.6751	0.5704	0.4657	0.3675	0.2808	0.2081	0.1497
15	0.9513	0.9074	0.8444	0.7636	0.6694	0.5681	0.4667	0.3715	0.2867	0.2148
16	0.9730	0.9441	0.8987	0.8355	0.7559	0.6641	0.5660	0.4677	0.3751	0.2920
17	0.9857	0.9678	0.9370	0.8905	0.8272	0.7489	0.6593	0.5640	0.4686	0.3784
18	0.9928	0.9823	0.9626	0.9302	0.8826	0.8195	0.7423	0.6550	0.5622	0.4695
19	0.9965	0.9907	0.9787	0.9573	0.9235	0.8752	0.8122	0.7363	0.6509	0.5606
20	0.9984	0.9953	0.9884	0.9750	0.9521	0.9170	0.8682	0.8055	0.7307	0.6472
21	0.9993	0.9977	0.9939	0.9859	0.9712	0.9469	0.9108	0.8615	0.7991	0.7255
22	0.9997	0.9990	0.9970	0.9924	0.9833	0.9673	0.9418	0.9047	0.8551	0.7931
23	0.9999	0.9995	0.9985	0.9960	0.9907	0.9805	0.9633	0.9367	0.8989	0.8490
24	1.0000	0.9998	0.9993	0.9980	0.9950	0.9888	0.9777	0.9594	0.9317	0.8933
25	1.0000	0.9999	0.9997	0.9990	0.9974	0.9938	0.9869	0.9748	0.9554	0.9269
26	1.0000	1.0000	0.9999	0.9995	0.9987	0.9967	0.9925	0.9848	0.9718	0.9514
27	1.0000	1.0000	0.9999	0.9998	0.9994	0.9983	0.9959	0.9912	0.9827	0.9687
28	1.0000	1.0000	1.0000	0.9999	0.9997	0.9991	0.9978	0.9950	0.9897	0.9805
29	1.0000	1.0000	1.0000	1.0000	0.9999	0.9996	0.9989	0.9973	0.9941	0.9882
30	1.0000	1.0000	1.0000	1.0000	0.9999	0.9998	0.9994	0.9986	0.9967	0.9930
31	1.0000	1.0000	1.0000	1.0000	1.0000	0.9999	0.9997	0.9993	0.9982	0.9960
32	1.0000	1.0000	1.0000	1.0000	1.0000	1.0000	0.9999	0.9996	0.9990	0.9978
33	1.0000	1.0000	1.0000	1.0000	1.0000	1.0000	0.9999	0.9998	0.9995	0.9988
34	1.0000	1.0000	1.0000	1.0000	1.0000	1.0000	1.0000	0.9999	0.9998	0.9994
35	1.0000	1.0000	1.0000	1.0000	1.0000	1.0000	1.0000	1.0000	0.9999	0.9997
36	1.0000	1.0000	1.0000	1.0000	1.0000	1.0000	1.0000	1.0000	0.9999	0.9998
37	1.0000	1.0000	1.0000	1.0000	1.0000	1.0000	1.0000	1.0000	1.0000	0.9999
38	1.0000	1.0000	1.0000	1.0000	1.0000	1.0000	1.0000	1.0000	1.0000	1.0000

THE NORMAL DISTRIBUTION FUNCTION

If Z has a normal distribution with mean 0 and variance 1 then, for each value of z , the table gives the value of $\Phi(z)$, where

$$\Phi(z) = P(Z \leq z).$$

For negative values of z use $\Phi(-z) = 1 - \Phi(z)$.



z											ADD								
	0	1	2	3	4	5	6	7	8	9	1	2	3	4	5	6	7	8	9
0.0	0.5000	0.5040	0.5080	0.5120	0.5160	0.5199	0.5239	0.5279	0.5319	0.5359	4	8	12	16	20	24	28	32	36
0.1	0.5398	0.5438	0.5478	0.5517	0.5557	0.5596	0.5636	0.5675	0.5714	0.5753	4	8	12	16	20	24	28	32	36
0.2	0.5793	0.5832	0.5871	0.5910	0.5948	0.5987	0.6026	0.6064	0.6103	0.6141	4	8	12	15	19	23	27	31	35
0.3	0.6179	0.6217	0.6255	0.6293	0.6331	0.6368	0.6406	0.6443	0.6480	0.6517	4	7	11	15	19	22	26	30	34
0.4	0.6554	0.6591	0.6628	0.6664	0.6700	0.6736	0.6772	0.6808	0.6844	0.6879	4	7	11	14	18	22	25	29	32
0.5	0.6915	0.6950	0.6985	0.7019	0.7054	0.7088	0.7123	0.7157	0.7190	0.7224	3	7	10	14	17	20	24	27	31
0.6	0.7257	0.7291	0.7324	0.7357	0.7389	0.7422	0.7454	0.7486	0.7517	0.7549	3	7	10	13	16	19	23	26	29
0.7	0.7580	0.7611	0.7642	0.7673	0.7704	0.7734	0.7764	0.7794	0.7823	0.7852	3	6	9	12	15	18	21	24	27
0.8	0.7881	0.7910	0.7939	0.7967	0.7995	0.8023	0.8051	0.8078	0.8106	0.8133	3	5	8	11	14	16	19	22	25
0.9	0.8159	0.8186	0.8212	0.8238	0.8264	0.8289	0.8315	0.8340	0.8365	0.8389	3	5	8	10	13	15	18	20	23
1.0	0.8413	0.8438	0.8461	0.8485	0.8508	0.8531	0.8554	0.8577	0.8599	0.8621	2	5	7	9	12	14	16	19	21
1.1	0.8643	0.8665	0.8686	0.8708	0.8729	0.8749	0.8770	0.8790	0.8810	0.8830	2	4	6	8	10	12	14	16	18
1.2	0.8849	0.8869	0.8888	0.8907	0.8925	0.8944	0.8962	0.8980	0.8997	0.9015	2	4	6	7	9	11	13	15	17
1.3	0.9032	0.9049	0.9066	0.9082	0.9099	0.9115	0.9131	0.9147	0.9162	0.9177	2	3	5	6	8	10	11	13	14
1.4	0.9192	0.9207	0.9222	0.9236	0.9251	0.9265	0.9279	0.9292	0.9306	0.9319	1	3	4	6	7	8	10	11	13
1.5	0.9332	0.9345	0.9357	0.9370	0.9382	0.9394	0.9406	0.9418	0.9429	0.9441	1	2	4	5	6	7	8	10	11
1.6	0.9452	0.9463	0.9474	0.9484	0.9495	0.9505	0.9515	0.9525	0.9535	0.9545	1	2	3	4	5	6	7	8	9
1.7	0.9554	0.9564	0.9573	0.9582	0.9591	0.9599	0.9608	0.9616	0.9625	0.9633	1	2	3	4	4	5	6	7	8
1.8	0.9641	0.9649	0.9656	0.9664	0.9671	0.9678	0.9686	0.9693	0.9699	0.9706	1	1	2	3	4	4	5	6	6
1.9	0.9713	0.9719	0.9726	0.9732	0.9738	0.9744	0.9750	0.9756	0.9761	0.9767	1	1	2	2	3	4	4	5	5
2.0	0.9772	0.9778	0.9783	0.9788	0.9793	0.9798	0.9803	0.9808	0.9812	0.9817	0	1	1	2	2	3	3	4	4
2.1	0.9821	0.9826	0.9830	0.9834	0.9838	0.9842	0.9846	0.9850	0.9854	0.9857	0	1	1	2	2	2	3	3	4
2.2	0.9861	0.9864	0.9868	0.9871	0.9875	0.9878	0.9881	0.9884	0.9887	0.9890	0	1	1	1	2	2	2	3	3
2.3	0.9893	0.9896	0.9898	0.9901	0.9904	0.9906	0.9909	0.9911	0.9913	0.9916	0	1	1	1	1	2	2	2	2
2.4	0.9918	0.9920	0.9922	0.9925	0.9927	0.9929	0.9931	0.9932	0.9934	0.9936	0	0	1	1	1	1	1	2	2
2.5	0.9938	0.9940	0.9941	0.9943	0.9945	0.9946	0.9948	0.9949	0.9951	0.9952	0	0	0	1	1	1	1	1	1
2.6	0.9953	0.9955	0.9956	0.9957	0.9959	0.9960	0.9961	0.9962	0.9963	0.9964	0	0	0	0	1	1	1	1	1
2.7	0.9965	0.9966	0.9967	0.9968	0.9969	0.9970	0.9971	0.9972	0.9973	0.9974	0	0	0	0	0	1	1	1	1
2.8	0.9974	0.9975	0.9976	0.9977	0.9977	0.9978	0.9979	0.9979	0.9980	0.9981	0	0	0	0	0	0	0	1	1
2.9	0.9981	0.9982	0.9982	0.9983	0.9984	0.9984	0.9985	0.9985	0.9986	0.9986	0	0	0	0	0	0	0	0	0

Critical values for the normal distribution

If Z has a normal distribution with mean 0 and variance 1 then, for each value of p , the table gives the value of z such that

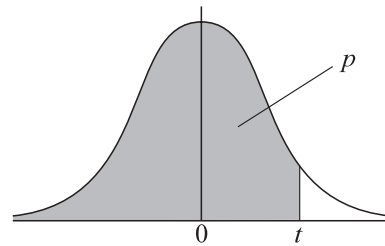
$$P(Z \leq z) = p.$$

p	0.75	0.90	0.95	0.975	0.99	0.995	0.9975	0.999	0.9995
z	0.674	1.282	1.645	1.960	2.326	2.576	2.807	3.090	3.291

CRITICAL VALUES FOR THE t DISTRIBUTION

If T has a t distribution with ν degrees of freedom then, for each pair of values of p and ν , the table gives the value of t such that

$$P(T \leq t) = p.$$

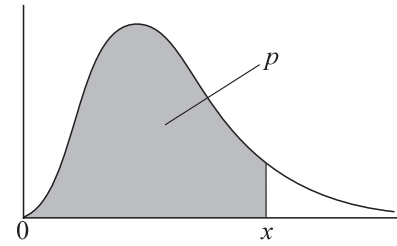


p	0.75	0.90	0.95	0.975	0.99	0.995	0.9975	0.999	0.9995
$\nu = 1$	1.000	3.078	6.314	12.71	31.82	63.66	127.3	318.3	636.6
2	0.816	1.886	2.920	4.303	6.965	9.925	14.09	22.33	31.60
3	0.765	1.638	2.353	3.182	4.541	5.841	7.453	10.21	12.92
4	0.741	1.533	2.132	2.776	3.747	4.604	5.598	7.173	8.610
5	0.727	1.476	2.015	2.571	3.365	4.032	4.773	5.894	6.869
6	0.718	1.440	1.943	2.447	3.143	3.707	4.317	5.208	5.959
7	0.711	1.415	1.895	2.365	2.998	3.499	4.029	4.785	5.408
8	0.706	1.397	1.860	2.306	2.896	3.355	3.833	4.501	5.041
9	0.703	1.383	1.833	2.262	2.821	3.250	3.690	4.297	4.781
10	0.700	1.372	1.812	2.228	2.764	3.169	3.581	4.144	4.587
11	0.697	1.363	1.796	2.201	2.718	3.106	3.497	4.025	4.437
12	0.695	1.356	1.782	2.179	2.681	3.055	3.428	3.930	4.318
13	0.694	1.350	1.771	2.160	2.650	3.012	3.372	3.852	4.221
14	0.692	1.345	1.761	2.145	2.624	2.977	3.326	3.787	4.140
15	0.691	1.341	1.753	2.131	2.602	2.947	3.286	3.733	4.073
16	0.690	1.337	1.746	2.120	2.583	2.921	3.252	3.686	4.015
17	0.689	1.333	1.740	2.110	2.567	2.898	3.222	3.646	3.965
18	0.688	1.330	1.734	2.101	2.552	2.878	3.197	3.610	3.922
19	0.688	1.328	1.729	2.093	2.539	2.861	3.174	3.579	3.883
20	0.687	1.325	1.725	2.086	2.528	2.845	3.153	3.552	3.850
21	0.686	1.323	1.721	2.080	2.518	2.831	3.135	3.527	3.819
22	0.686	1.321	1.717	2.074	2.508	2.819	3.119	3.505	3.792
23	0.685	1.319	1.714	2.069	2.500	2.807	3.104	3.485	3.768
24	0.685	1.318	1.711	2.064	2.492	2.797	3.091	3.467	3.745
25	0.684	1.316	1.708	2.060	2.485	2.787	3.078	3.450	3.725
26	0.684	1.315	1.706	2.056	2.479	2.779	3.067	3.435	3.707
27	0.684	1.314	1.703	2.052	2.473	2.771	3.057	3.421	3.689
28	0.683	1.313	1.701	2.048	2.467	2.763	3.047	3.408	3.674
29	0.683	1.311	1.699	2.045	2.462	2.756	3.038	3.396	3.660
30	0.683	1.310	1.697	2.042	2.457	2.750	3.030	3.385	3.646
40	0.681	1.303	1.684	2.021	2.423	2.704	2.971	3.307	3.551
60	0.679	1.296	1.671	2.000	2.390	2.660	2.915	3.232	3.460
120	0.677	1.289	1.658	1.980	2.358	2.617	2.860	3.160	3.373
∞	0.674	1.282	1.645	1.960	2.326	2.576	2.807	3.090	3.291

CRITICAL VALUES FOR THE χ^2 DISTRIBUTION

If X has a χ^2 distribution with ν degrees of freedom then, for each pair of values of p and ν , the table gives the value of x such that

$$P(X \leq x) = p.$$



p	0.01	0.025	0.05	0.90	0.95	0.975	0.99	0.995	0.999
$\nu = 1$	0.0 ³ 1571	0.0 ³ 9821	0.0 ² 3932	2.706	3.841	5.024	6.635	7.879	10.83
2	0.02010	0.05064	0.1026	4.605	5.991	7.378	9.210	10.60	13.82
3	0.1148	0.2158	0.3518	6.251	7.815	9.348	11.34	12.84	16.27
4	0.2971	0.4844	0.7107	7.779	9.488	11.14	13.28	14.86	18.47
5	0.5543	0.8312	1.145	9.236	11.07	12.83	15.09	16.75	20.51
6	0.8721	1.237	1.635	10.64	12.59	14.45	16.81	18.55	22.46
7	1.239	1.690	2.167	12.02	14.07	16.01	18.48	20.28	24.32
8	1.647	2.180	2.733	13.36	15.51	17.53	20.09	21.95	26.12
9	2.088	2.700	3.325	14.68	16.92	19.02	21.67	23.59	27.88
10	2.558	3.247	3.940	15.99	18.31	20.48	23.21	25.19	29.59
11	3.053	3.816	4.575	17.28	19.68	21.92	24.73	26.76	31.26
12	3.571	4.404	5.226	18.55	21.03	23.34	26.22	28.30	32.91
13	4.107	5.009	5.892	19.81	22.36	24.74	27.69	29.82	34.53
14	4.660	5.629	6.571	21.06	23.68	26.12	29.14	31.32	36.12
15	5.229	6.262	7.261	22.31	25.00	27.49	30.58	32.80	37.70
16	5.812	6.908	7.962	23.54	26.30	28.85	32.00	34.27	39.25
17	6.408	7.564	8.672	24.77	27.59	30.19	33.41	35.72	40.79
18	7.015	8.231	9.390	25.99	28.87	31.53	34.81	37.16	42.31
19	7.633	8.907	10.12	27.20	30.14	32.85	36.19	38.58	43.82
20	8.260	9.591	10.85	28.41	31.41	34.17	37.57	40.00	45.31
21	8.897	10.28	11.59	29.62	32.67	35.48	38.93	41.40	46.80
22	9.542	10.98	12.34	30.81	33.92	36.78	40.29	42.80	48.27
23	10.20	11.69	13.09	32.01	35.17	38.08	41.64	44.18	49.73
24	10.86	12.40	13.85	33.20	36.42	39.36	42.98	45.56	51.18
25	11.52	13.12	14.61	34.38	37.65	40.65	44.31	46.93	52.62
30	14.95	16.79	18.49	40.26	43.77	46.98	50.89	53.67	59.70
40	22.16	24.43	26.51	51.81	55.76	59.34	63.69	66.77	73.40
50	29.71	32.36	34.76	63.17	67.50	71.42	76.15	79.49	86.66
60	37.48	40.48	43.19	74.40	79.08	83.30	88.38	91.95	99.61
70	45.44	48.76	51.74	85.53	90.53	95.02	100.4	104.2	112.3
80	53.54	57.15	60.39	96.58	101.9	106.6	112.3	116.3	124.8
90	61.75	65.65	69.13	107.6	113.1	118.1	124.1	128.3	137.2
100	70.06	74.22	77.93	118.5	124.3	129.6	135.8	140.2	149.4

WILCOXON SIGNED RANK TEST

P is the sum of the ranks corresponding to the positive differences,
 Q is the sum of the ranks corresponding to the negative differences,
 T is the smaller of P and Q .

For each value of n the table gives the **largest** value of T which will lead to rejection of the null hypothesis at the level of significance indicated.

Critical values of T

	Level of significance			
	One Tail Two Tail	0.05 0.10	0.025 0.05	0.01 0.02
$n = 6$	2	0		
7	3	2	0	
8	5	3	1	0
9	8	5	3	1
10	10	8	5	3
11	13	10	7	5
12	17	13	9	7
13	21	17	12	9
14	25	21	15	12
15	30	25	19	15
16	35	29	23	19
17	41	34	27	23
18	47	40	32	27
19	53	46	37	32
20	60	52	43	37

For larger values of n , each of P and Q can be approximated by the normal distribution with mean $\frac{1}{4}n(n + 1)$ and variance $\frac{1}{24}n(n + 1)(2n + 1)$.

WILCOXON RANK SUM TEST

The two samples have sizes m and n , where $m \leq n$.

R_m is the sum of the ranks of the items in the sample of size m .

W is the smaller of R_m and $m(m + n + 1) - R_m$.

For each pair of values of m and n , the table gives the **largest** value of W which will lead to rejection of the null hypothesis at the level of significance indicated.

Critical values of W

	Level of significance											
	0.05	0.025	0.01	0.05	0.025	0.01	0.05	0.025	0.01	0.05	0.025	0.01
One Tail	0.05	0.025	0.01	0.05	0.025	0.01	0.05	0.025	0.01	0.05	0.025	0.01
Two Tail	0.1	0.05	0.02	0.1	0.05	0.02	0.1	0.05	0.02	0.1	0.05	0.02
n	$m = 3$			$m = 4$			$m = 5$			$m = 6$		
3	6	–	–									
4	6	–	–	11	10	–						
5	7	6	–	12	11	10	19	17	16			
6	8	7	–	13	12	11	20	18	17	28	26	24
7	8	7	6	14	13	11	21	20	18	29	27	25
8	9	8	6	15	14	12	23	21	19	31	29	27
9	10	8	7	16	14	13	24	22	20	33	31	28
10	10	9	7	17	15	13	26	23	21	35	32	29

	Level of significance											
	0.05	0.025	0.01	0.05	0.025	0.01	0.05	0.025	0.01	0.05	0.025	0.01
One Tail	0.05	0.025	0.01	0.05	0.025	0.01	0.05	0.025	0.01	0.05	0.025	0.01
Two Tail	0.1	0.05	0.02	0.1	0.05	0.02	0.1	0.05	0.02	0.1	0.05	0.02
n	$m = 7$			$m = 8$			$m = 9$			$m = 10$		
7	39	36	34									
8	41	38	35	51	49	45						
9	43	40	37	54	51	47	66	62	59			
10	45	42	39	56	53	49	69	65	61	82	78	74

For larger values of m and n , the normal distribution with mean $\frac{1}{2}m(m + n + 1)$ and variance $\frac{1}{12}mn(m + n + 1)$ should be used as an approximation to the distribution of R_m .

BLANK PAGE