

GCE 2004

November Series



Mark Scheme

Mathematics and Statistics B

MBD1

Mark schemes are prepared by the Principal Examiner and considered, together with the relevant questions, by a panel of subject teachers. This mark scheme includes any amendments made at the standardisation meeting attended by all examiners and is the scheme which was used by them in this examination. The standardisation meeting ensures that the mark scheme covers the candidates' responses to questions and that every examiner understands and applies it in the same correct way. As preparation for the standardisation meeting each examiner analyses a number of candidates' scripts: alternative answers not already covered by the mark scheme are discussed at the meeting and legislated for. If, after this meeting, examiners encounter unusual answers which have not been discussed at the meeting they are required to refer these to the Principal Examiner.

It must be stressed that a mark scheme is a working document, in many cases further developed and expanded on the basis of candidates' reactions to a particular paper. Assumptions about future mark schemes on the basis of one year's document should be avoided; whilst the guiding principles of assessment remain constant, details will change, depending on the content of a particular examination paper.

Further copies of this Mark Scheme are available from:

Publications Department, Aldon House, 39, Heald Grove, Rusholme, Manchester, M14 4NA
Tel: 0161 953 1170

or

download from the AQA website: www.aqa.org.uk

Copyright © 2004 AQA and its licensors

COPYRIGHT

AQA retains the copyright on all its publications. However, registered centres for AQA are permitted to copy material from this booklet for their own internal use, with the following important exception: AQA cannot give permission to centres to photocopy any material that is acknowledged to a third party even for internal use within the centre.

Set and published by the Assessment and Qualifications Alliance.

The Assessment and Qualifications Alliance (AQA) is a company limited by guarantee registered in England and Wales 3644723 and a registered charity number 1073334. Registered address AQA, Devas Street, Manchester. M15 6EX.

Dr Michael Cresswell Director General

Key to Mark Scheme

M	mark is for	method
m	mark is dependent on one or more M marks and is for	method
A	mark is dependent on M or m mark and is for	accuracy
B	mark is independent of M or m marks and is for	method and accuracy
E	mark is for	explanation
✓ or ft		follow through from previous incorrect result
cao		correct answer only
cso		correct solution only
awfw		anything which falls within
awrt		anything which rounds to
acf		any correct form
ag		answer given
sc		special case
oe		or equivalent
sf		significant figure(s)
dp		decimal place(s)
A2,1		2 or 1 (or 0) accuracy marks
-x ee		deduct x marks for each error
PI		possibly implied
sca		substantially correct approach

Abbreviations used in Marking

MC -x	deducted x marks for mis-copy
MR -x	deducted x marks for mis-read
isw	ignored subsequent working
bod	gave benefit of doubt
wr	work replaced by candidate
fb	formulae book

Application of Mark Scheme

Correct answer without working

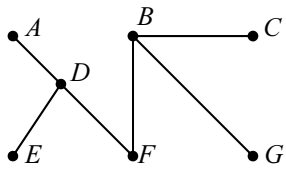
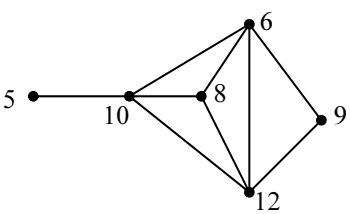
mark as in scheme

Incorrect answer without working

zero marks unless specified otherwise

Award method and accuracy marks as appropriate to an alternative solution using a correct method or partially correct method.

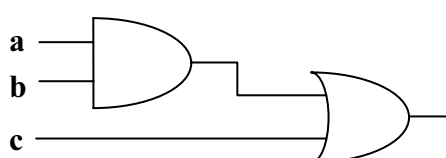
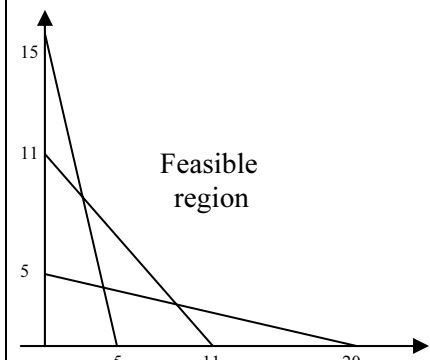
Mathematics and Statistics B Discrete 1 MBD1 November 2004

Question Number and Part	Solution	Marks	Total	Comments																														
1(a)(i)	A: 0 B: 15, 12 C: 25, 19 D: 4 E: 7 F: 8 G: 22, 18	M1 A1 A1 A1 B1	5	Three final labels Remaining finals Temporary labels For 18																														
(ii)	Shortest length = 18 Trace back to <i>ADBG</i>	M1 A1	2																															
(b)	<i>AD, DF, DE, FB, BG, BC</i> Total 34 miles	M1 A1 A1 A1 B1	5																															
(c)	 $A \text{ to } G = 4 + 4 + 7 + 6 = 21$	B1 B1	2	(omission of labels tolerated)																														
(d)(i)	From (a) (or afresh) the only path <i>A</i> to <i>G</i> of length less than 20 is <i>ADBG</i>	B1	1																															
(ii)	Need <i>BC</i> to reach <i>C</i> in less than 20. Then cheapest links to <i>E</i> and <i>F</i> are <i>DE</i> and <i>DF</i> .	M1 A1 A1	3																															
Total			18																															
2	<table border="1" style="display: inline-table; vertical-align: middle;"> <tr> <td>p</td> <td>q</td> <td>$p \Rightarrow q$</td> <td>$\sim p$</td> <td>$\sim(p \Rightarrow q)$</td> <td>\wedge</td> </tr> <tr> <td>0</td> <td>0</td> <td>1</td> <td>1</td> <td>0</td> <td>0</td> </tr> <tr> <td>0</td> <td>1</td> <td>1</td> <td>1</td> <td>0</td> <td>0</td> </tr> <tr> <td>1</td> <td>0</td> <td>0</td> <td>0</td> <td>1</td> <td>0</td> </tr> <tr> <td>1</td> <td>1</td> <td>1</td> <td>0</td> <td>0</td> <td>0</td> </tr> </table> <p style="text-align: center;">contradiction</p>	p	q	$p \Rightarrow q$	$\sim p$	$\sim(p \Rightarrow q)$	\wedge	0	0	1	1	0	0	0	1	1	1	0	0	1	0	0	0	1	0	1	1	1	0	0	0	M1 A1 M1 A1 A1	5	For implication
p	q	$p \Rightarrow q$	$\sim p$	$\sim(p \Rightarrow q)$	\wedge																													
0	0	1	1	0	0																													
0	1	1	1	0	0																													
1	0	0	0	1	0																													
1	1	1	0	0	0																													
Total			5																															
3(a)		M1 A1 A1 A1	4	6/8/10/12 6/9/12 5																														
(b)	8 (degree 3)	M1 A1	2																															
Total			6																															

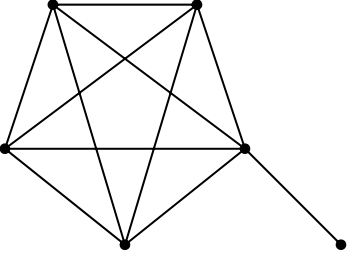
MBD1 (cont)

Question Number and Part	Solution	Marks	Total	Comments
4(a)	A, B, D	B1	1	
(b)		M1 A1	1	Forward pass
		M1 A1	4	Backward pass
(c)	Critical path: BFHL Minimum completion: 13 days	B1✓ B1✓	2	ft sensible answers ft sensible answers
(d)		M1 A1	4	For dealing with critical activities
		M1 A1	4	For the rest
(e)(i)	So 9 workers are needed for this schedule.	M1 A1 A1	3	
(ii)	Total days = 97 > 7 × 13, so 7 workers not enough.	M1 A1	2	
(iii)	Delay G by 2 days	B1 B1	2	
	Total		18	

MBD1 (cont)

Question Number and Part	Solution	Marks	Total	Comments												
5(a)	<p>0 out of last OR \Rightarrow 0/0 into it, so $c = 0$. The second AND gate has a 1 going in and a 0 out, so the other input is 0. So first AND gate has an output of 0. Hence the values giving 0 output are</p> <table style="margin-left: 20px;"> <tr> <td>a</td> <td>b</td> <td>c</td> </tr> <tr> <td>0</td> <td>0</td> <td>0</td> </tr> <tr> <td>0</td> <td>1</td> <td>0</td> </tr> <tr> <td>1</td> <td>0</td> <td>0</td> </tr> </table>	a	b	c	0	0	0	0	1	0	1	0	0	M1 A1 A1 A1 A1	5	
a	b	c														
0	0	0														
0	1	0														
1	0	0														
(b)	<p>To be equivalent to (a) the circuit must give an output of 1 when we have $(a \wedge b) \vee c$:</p> 	M1 A1 M1 A1	4													
Total			9													
6(a)	<p>x Xtravim give $3x$ mg of vitamin A y Yeasty give y mg of vitamin A Therefore we need $3x + y \geq 15$. Similarly B $\Rightarrow x + 4y \geq 20$. and C $\Rightarrow x + y \geq 11$</p>	B1 B1 B1	3													
(b)		B1✓ B1✓ B1✓ B1	4	<p>One per line (ft)</p> <p>Correct region marked</p>												
(c)(i)	<p>Vertices of feasible region are (0, 15), (2, 9), (8, 3) and (20, 0) Cost of $2x + 5y$ is minimised at (8, 3) so he should take 8 Xtravim and 3 Yeasty each day.</p>	M1 A1 A1 B1	4	(or use a cost line)												
(ii)	<p>The minimum cost is attained at two vertices, one with y-coordinate 0. So the cost line must be parallel to the line from (8, 3) to (20, 0) (i.e. $x + 4y$). So the Xtravim tablets cost one quarter of the Yeasty; i.e. 1.25 p each.</p>	M1 A1 M1 A1	4													
Total			15													

MBD1 (cont)

Question Number and Part	Solution	Marks	Total	Comments
7(a)	<p>Maximum degree = 5, so $d \leq 1$</p> <p>Semi-Eulerian for $d = 1$ This gives 2 odd degrees – in other case there are > 2 odd vertices.</p> <p>$d = 0$ gives an isolated vertex, $d = 1$ gives a ‘dead-end’</p>	<p>B1</p> <p>B1</p> <p>B1</p> <p>B1</p> <p>B1</p>	<p>1</p> <p>2</p> <p>2</p>	<p>(or $d = 0$ gives an isolated vertex)</p>
(b)	 <p>Not planar. Contains K_5 as a subgraph.</p>	<p>M1 A1</p> <p>B1</p> <p>B1</p>	<p>4</p>	
	Total		9	
	TOTAL		80	