

Centre Number						Candidate Number				
Surname										
Other Names										
Candidate Signature										

For Examiner's Use	
Examiner's Initials	
Question	Mark
1	
2	
3	
4	
5	
6	
7	
TOTAL	



General Certificate of Education  
Advanced Subsidiary Examination  
June 2013

# Mathematics

# MD01

## Unit Decision 1

Friday 24 May 2013 9.00 am to 10.30 am

**For this paper you must have:**

- the blue AQA booklet of formulae and statistical tables.
- You may use a graphics calculator.

**Time allowed**

- 1 hour 30 minutes

**Instructions**

- Use black ink or black ball-point pen. Pencil should only be used for drawing.
- Fill in the boxes at the top of this page.
- Answer **all** questions.
- Write the question part reference (eg (a), (b)(i) etc) in the left-hand margin.
- You must answer each question in the space provided for that question. If you require extra space, use an AQA supplementary answer book; do **not** use the space provided for a different question.
- Do not write outside the box around each page.
- Show all necessary working; otherwise marks for method may be lost.
- Do all rough work in this book. Cross through any work that you do not want to be marked.
- The **final** answer to questions requiring the use of calculators should be given to three significant figures, unless stated otherwise.

**Information**

- The marks for questions are shown in brackets.
- The maximum mark for this paper is 75.

**Advice**

- You do not necessarily need to use all the space provided.



J U N 1 3 M D 0 1 0 1

Answer **all** questions.

Answer each question in the space provided for that question.

**1** Six people, Andy, Bob, Colin, Dev, Eric and Faisal, are to be allocated to six tasks, 1, 2, 3, 4, 5 and 6. The following table shows the tasks that each person is able to undertake.

Person	Task
Andy	1, 3
Bob	1, 4
Colin	2, 3
Dev	4, 5, 6
Eric	2, 5, 6
Faisal	1, 3

(a) Represent this information on a bipartite graph. (2 marks)

(b) Initially, Bob is allocated to task 1, Colin to task 3, Dev to task 5 and Eric to task 2.

Demonstrate, by using an alternating path algorithm from this initial matching, how each person can be allocated to a different task. (5 marks)

QUESTION  
PART  
REFERENCE

**Answer space for question 1**

.....

.....

.....

.....

.....

.....

.....

.....

.....

.....

.....



QUESTION  
PART  
REFERENCE

**Answer space for question 1**

A large rectangular area with horizontal dotted lines for writing an answer.

**Turn over ►**



**2 (a)** Use the quicksort algorithm to rearrange the following numbers into ascending order, showing the new arrangement after each pass. You must indicate the pivot(s) being used on each pass.

2, 12, 17, 18, 5, 13 (4 marks)

**(b)** For the **first** pass, write down the number of comparisons. (1 mark)

QUESTION  
PART  
REFERENCE

**Answer space for question 2**

A large rectangular area containing horizontal dotted lines for writing the answer to question 2.



QUESTION  
PART  
REFERENCE

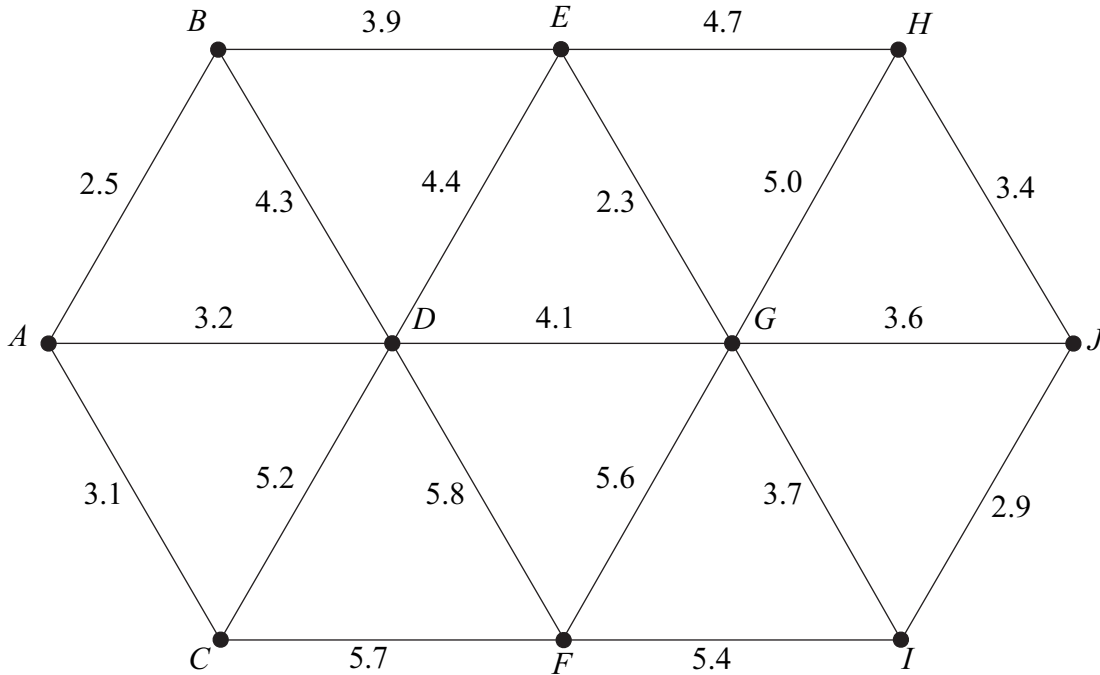
**Answer space for question 2**

A large rectangular area with horizontal dotted lines for writing an answer.

**Turn over ►**



**3** The following network shows the lengths, in miles, of roads connecting ten villages,  $A, B, C, \dots, J$ .



- (a) (i) Use Kruskal's algorithm, showing the order in which you select the edges, to find a minimum spanning tree for the network.
- (ii) Find the length of your minimum spanning tree.
- (iii) Draw your minimum spanning tree. (7 marks)

- (b) Prim's algorithm from different starting points produces the same minimum spanning tree. State the final edge that would be added to complete the minimum spanning tree if the starting point were:
  - (i)  $A$ ;
  - (ii)  $F$ . (2 marks)

QUESTION PART REFERENCE	<b>Answer space for question 3</b>



QUESTION  
PART  
REFERENCE

**Answer space for question 3**

Area with horizontal dotted lines for writing the answer.



4

Sarah is a mobile hairdresser based at *A*. Her day's appointments are at five places: *B*, *C*, *D*, *E* and *F*. She can arrange the appointments in any order. She intends to travel from one place to the next until she has visited all of the places, starting and finishing at *A*. The following table shows the times, in minutes, that it takes to travel between the six places.

	<i>A</i>	<i>B</i>	<i>C</i>	<i>D</i>	<i>E</i>	<i>F</i>
<i>A</i>	–	15	11	14	27	12
<i>B</i>	15	–	13	19	24	15
<i>C</i>	11	13	–	10	19	12
<i>D</i>	14	19	10	–	26	15
<i>E</i>	27	24	19	26	–	27
<i>F</i>	12	15	12	15	27	–

- (a) Sarah decides to visit the places in the order *ABCDEF**A*. Find the travelling time of this tour. (1 mark)
- (b) Explain why this answer can be considered as being an upper bound for the minimum travelling time of Sarah's tour. (2 marks)
- (c) Use the nearest neighbour algorithm, starting from *A*, to find another upper bound for the minimum travelling time of Sarah's tour. (4 marks)
- (d) By deleting *A*, find a lower bound for the minimum travelling time of Sarah's tour. (4 marks)
- (e) Sarah thinks that she can reduce her travelling time to 75 minutes. Explain why she is wrong. (1 mark)

QUESTION  
PART  
REFERENCE

**Answer space for question 4**

.....

.....

.....

.....

.....

.....

.....

.....

.....

.....





QUESTION  
PART  
REFERENCE

**Answer space for question 4**

A large rectangular area with horizontal dotted lines for writing an answer.

**Turn over ►**



QUESTION  
PART  
REFERENCE

**Answer space for question 4**

A large rectangular area containing horizontal dotted lines for writing an answer.



QUESTION  
PART  
REFERENCE

**Answer space for question 4**

A large rectangular area with horizontal dotted lines for writing an answer.

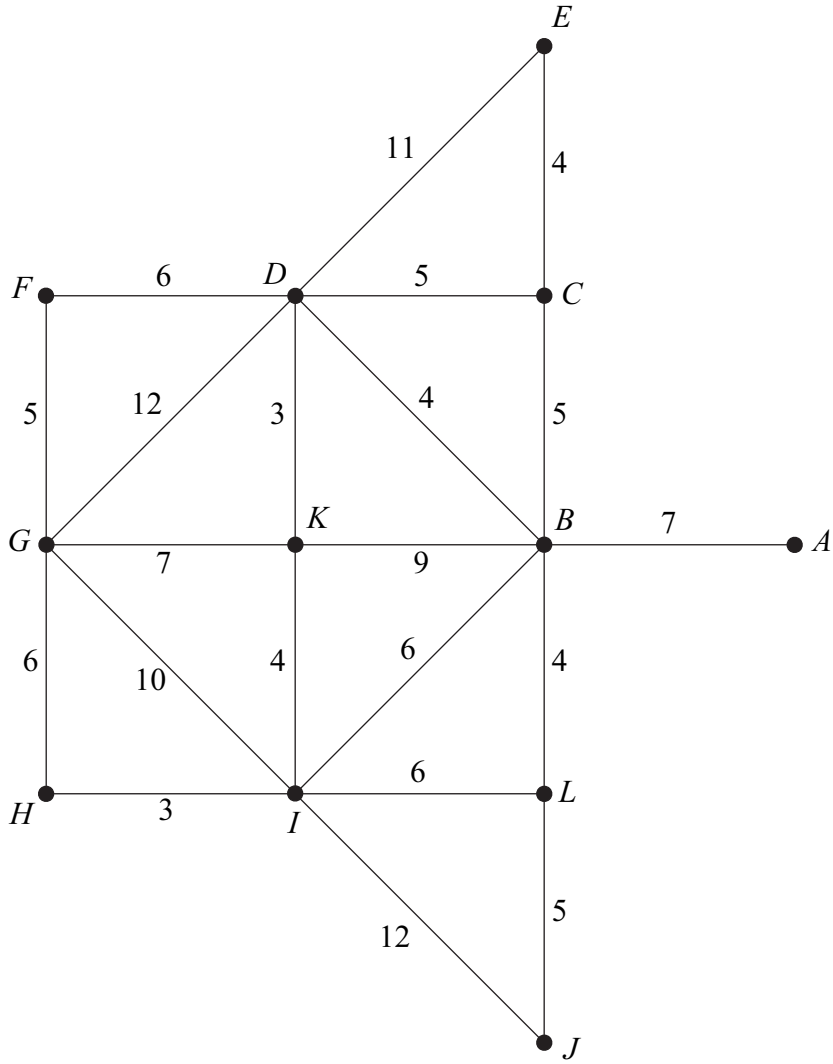
**Turn over ►**





QUESTION  
PART  
REFERENCE

Answer space for question 5



Total of all times = 134 minutes

.....

.....

.....

.....

.....

.....

.....

.....

.....

.....

.....

.....

.....

.....

.....

.....

.....

.....

.....

.....

.....

.....

.....

.....



Turn over ►

QUESTION  
PART  
REFERENCE

**Answer space for question 5**

A large rectangular area with horizontal dotted lines for writing an answer.



QUESTION  
PART  
REFERENCE

**Answer space for question 5**

A large rectangular area with horizontal dotted lines for writing an answer.



**Turn over ►**

**6** A student is tracing the following algorithm. The function INT gives the integer part of any number, eg  $\text{INT}(2.3) = 2$  and  $\text{INT}(6.7) = 6$ .

- Line 10        Input  $A, B$
- Line 20        Let  $C = \text{INT}(A \div B)$
- Line 30        Let  $D = B \times C$
- Line 40        Let  $E = A - D$
- Line 50        If  $E = 0$  then go to Line 90
- Line 60        Let  $A = B$
- Line 70        Let  $B = E$
- Line 80        Go to Line 20
- Line 90        Print  $B$
- Line 100       Stop

**(a)** Trace the algorithm when the input values are:

**(i)**  $A = 36$  and  $B = 16$ ; *(3 marks)*

**(ii)**  $A = 11$  and  $B = 7$ . *(5 marks)*

**(b)** State the purpose of the algorithm. *(1 mark)*

QUESTION  
PART  
REFERENCE

**Answer space for question 6**

.....

.....

.....

.....

.....

.....

.....

.....

.....

.....

.....

.....

.....

.....

.....

.....

.....

.....

.....

.....

.....





QUESTION  
PART  
REFERENCE

**Answer space for question 6**

A large rectangular area with horizontal dotted lines for writing an answer.

**Turn over ►**



QUESTION  
PART  
REFERENCE

**Answer space for question 6**

A large rectangular area with horizontal dotted lines for writing an answer.



QUESTION  
PART  
REFERENCE

**Answer space for question 6**

A large rectangular area with horizontal dotted lines for writing an answer.

**Turn over ►**



**7** Paul is a florist. Every day, he makes three types of floral bouquet: gold, silver and bronze.

Each gold bouquet has 6 roses, 6 carnations and 6 dahlias.

Each silver bouquet has 4 roses, 6 carnations and 4 dahlias.

Each bronze bouquet has 3 roses, 4 carnations and 4 dahlias.

Each day, Paul must use at least 420 roses and at least 480 carnations, but he can use at most 720 dahlias.

Each day, Paul makes  $x$  gold bouquets,  $y$  silver bouquets and  $z$  bronze bouquets.

**(a)** In addition to  $x \geq 0$ ,  $y \geq 0$  and  $z \geq 0$ , find three inequalities in  $x$ ,  $y$  and  $z$  that model the above constraints. *(3 marks)*

**(b)** On a particular day, Paul makes the same number of silver bouquets as bronze bouquets.

**(i)** Show that  $x$  and  $y$  must satisfy the following inequalities.

$$6x + 7y \geq 420$$

$$3x + 5y \geq 240$$

$$3x + 4y \leq 360 \quad \text{span style="float: right;">*(2 marks)*$$

**(ii)** Paul makes a profit of £4 on each gold bouquet sold, a profit of £2.50 on each silver bouquet sold and a profit of £2.50 on each bronze bouquet sold. Each day, Paul sells all the bouquets he makes. Paul wishes to maximise his daily profit, £ $P$ .

Draw a suitable diagram, on the grid opposite, to enable this problem to be solved graphically, indicating the feasible region and the direction of the objective line.

*(6 marks)*

**(iii)** Use your diagram to find Paul's maximum daily profit and the number of each type of bouquet he must make to achieve this maximum. *(2 marks)*

**(c)** On another day, Paul again makes the same number of silver bouquets as bronze bouquets, but he makes a profit of £2 on each gold bouquet sold, a profit of £6 on each silver bouquet sold and a profit of £6 on each bronze bouquet sold.

Find Paul's maximum daily profit, and the number of each type of bouquet he must make to achieve this maximum. *(3 marks)*



QUESTION  
PART  
REFERENCE

**Answer space for question 7**

.....

.....

.....

.....

.....

.....

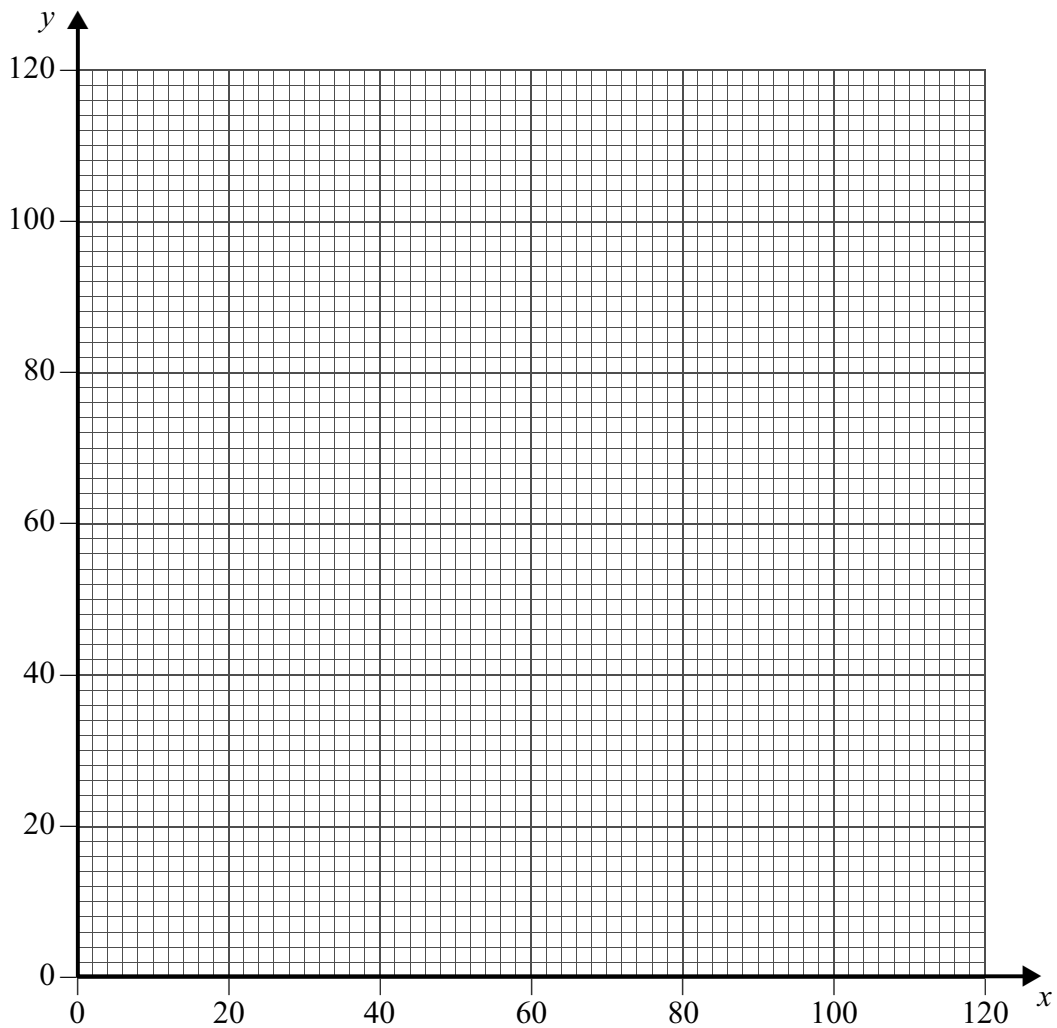
.....

.....

.....

.....

.....



**Turn over ►**



QUESTION  
PART  
REFERENCE

**Answer space for question 7**

A large rectangular area containing horizontal dotted lines for writing an answer.



QUESTION  
PART  
REFERENCE

**Answer space for question 7**

A large rectangular area with horizontal dotted lines for writing an answer.

**END OF QUESTIONS**



**There are no questions printed on this page**

**DO NOT WRITE ON THIS PAGE  
ANSWER IN THE SPACES PROVIDED**

