

General Certificate of Education
January 2006
Advanced Level Examination



MATHEMATICS
Unit Decision 2

MD02

Wednesday 18 January 2006 1.30 pm to 3.00 pm

For this paper you must have:

- an 8-page answer book
- the **blue** AQA booklet of formulae and statistical tables
- an insert for use in Questions 3 and 4 (enclosed)

You may use a graphics calculator.

Time allowed: 1 hour 30 minutes

Instructions

- Use blue or black ink or ball-point pen. Pencil or coloured pencil should only be used for drawing.
- Write the information required on the front of your answer book. The *Examining Body* for this paper is AQA. The *Paper Reference* is MD02.
- Answer **all** questions.
- All necessary working should be shown; otherwise marks for method may be lost.
- The **final** answer to questions requiring the use of calculators should be given to three significant figures, unless stated otherwise.
- Fill in the boxes at the top of the insert.

Information

- The maximum mark for this paper is 75.
- The marks for questions are shown in brackets.

Answer **all** questions.

- 1 Five trainers, Ali, Bo, Chas, Dee and Eve, held an initial training session with each of four teams over an assault course. The completion times in minutes are recorded below.

	Ali	Bo	Chas	Dee	Eve
Team 1	16	19	18	25	24
Team 2	22	21	20	26	25
Team 3	21	22	23	21	24
Team 4	20	21	21	23	20

Each of the four teams is to be allocated a trainer and the overall time for the four teams is to be minimised. No trainer can train more than one team.

- (a) Modify the table of values by adding an extra row of values so that the Hungarian algorithm can be applied. (1 mark)
- (b) Use the Hungarian algorithm, reducing **columns first** then rows, to decide which four trainers should be allocated to which team. State the minimum total training time for the four teams using this matching. (8 marks)
- 2 A manufacturing company is planning to build three new machines, *A*, *B* and *C*, at the rate of one per month. The order in which they are built is a matter of choice, but the profits will vary according to the number of workers available and the suppliers' costs. The expected profits in thousands of pounds are given in the table.

Month	Already built	Profit (in units of £1000)		
		<i>A</i>	<i>B</i>	<i>C</i>
1	—	52	47	48
2	<i>A</i>	—	58	54
	<i>B</i>	70	—	54
	<i>C</i>	68	63	—
3	<i>A and B</i>	—	—	64
	<i>A and C</i>	—	67	—
	<i>B and C</i>	69	—	—

- (a) Draw a labelled network such that the most profitable order of manufacture corresponds to the longest path within that network. (2 marks)
- (b) Use dynamic programming to determine the order of manufacture that **maximises** the total profit, and state this maximum profit. (7 marks)

3 [Figures 1 and 2, printed on the insert, are provided for use in this question.]

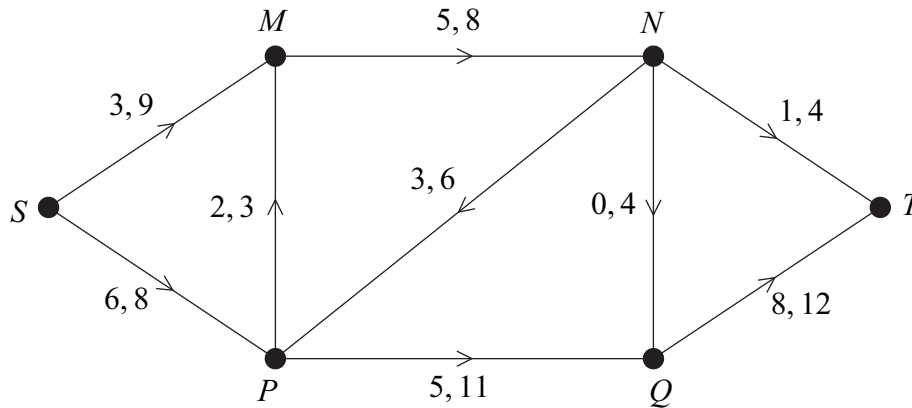
A building project is to be undertaken. The table shows the activities involved.

Activity	Immediate Predecessors	Duration (days)	Number of Workers Required
<i>A</i>	—	2	3
<i>B</i>	<i>A</i>	4	2
<i>C</i>	<i>A</i>	6	1
<i>D</i>	<i>B, C</i>	8	3
<i>E</i>	<i>C</i>	3	2
<i>F</i>	<i>D</i>	2	2
<i>G</i>	<i>D, E</i>	4	2
<i>H</i>	<i>D, E</i>	6	1
<i>I</i>	<i>F, G, H</i>	2	3

- (a) Complete the activity network for the project on **Figure 1**. (3 marks)
- (b) Find the earliest start time for each activity. (2 marks)
- (c) Find the latest finish time for each activity. (2 marks)
- (d) Find the critical path and state the minimum time for completion. (2 marks)
- (e) State the float time for each non-critical activity. (2 marks)
- (f) Given that each activity starts as early as possible, draw a resource histogram for the project on **Figure 2**. (4 marks)
- (g) There are only 3 workers available at any time. Use resource levelling to explain why the project will overrun and state the minimum extra time required. (3 marks)

4 [Figures 3, 4 and 5, printed on the insert, are provided for use in this question.]

The network shows a system of pipes, with the lower and upper capacities for each pipe in litres per second.



- (a) **Figure 3**, on the insert, shows a partially completed diagram for a feasible flow of 10 litres per second from S to T . Indicate, on **Figure 3**, the flows along the edges MN , PQ , NP and NT . (4 marks)
- (b) (i) Taking your answer from part (a) as an initial flow, use flow augmentation on **Figure 4** to find the maximum flow from S to T . (6 marks)
- (ii) State the value of the maximum flow and illustrate this flow on **Figure 5**. (2 marks)
- (c) Find a cut with capacity equal to that of the maximum flow. (2 marks)

- 5 (a) Display the following linear programming problem in a Simplex tableau.

$$\text{Maximise } P = 3x + 2y + 4z$$

$$\begin{aligned} \text{subject to } \quad & x + 4y + 2z \leq 8 \\ & 2x + 7y + 3z \leq 21 \\ & x \geq 0, y \geq 0, z \geq 0 \end{aligned}$$

(3 marks)

- (b) Use the Simplex method to perform **one** iteration of your tableau for part (a), choosing a value in the z -column as pivot. (3 marks)
- (c) (i) Perform one further iteration. (5 marks)
- (ii) State whether or not this is the optimal solution, and give a reason for your answer. (2 marks)

- 6 Sam is playing a computer game in which he is trying to drive a car in different road conditions. He chooses a car and the computer decides the road conditions. The points scored by Sam are shown in the table.

		Road Conditions		
		C_1	C_2	C_3
Sam's Car	S_1	-2	2	4
	S_2	2	4	5
	S_3	5	1	2

Sam is trying to maximise his total points and the computer is trying to stop him.

- (a) Explain why Sam should never choose S_1 and why the computer should not choose C_3 . (2 marks)
- (b) Find the play-safe strategies for the reduced 2 by 2 game for Sam and the computer, and hence show that this game does not have a stable solution. (4 marks)
- (c) Sam uses random numbers to choose S_2 with probability p and S_3 with probability $1 - p$.
- (i) Find expressions for the expected gain for Sam when the computer chooses each of its two remaining strategies. (3 marks)
- (ii) Calculate the value of p for Sam to maximise his total points. (2 marks)
- (iii) Hence find the expected points gain for Sam. (1 mark)

END OF QUESTIONS


There are no questions printed on this page

There are no questions printed on this page

There are no questions printed on this page

Surname						Other Names					
Centre Number						Candidate Number					
Candidate Signature											

General Certificate of Education
 January 2006
 Advanced Level Examination



MATHEMATICS
Unit Decision 2

MD02

Insert

Wednesday 18 January 2006 1.30 pm to 3.00 pm

Insert for use in **Questions 3 and 4.**

Fill in the boxes at the top of this page.

Fasten this insert securely to your answer book.

Turn over for Figure 1

Turn over ►

For use in Question 3

Figure 1 (for use in part (a))

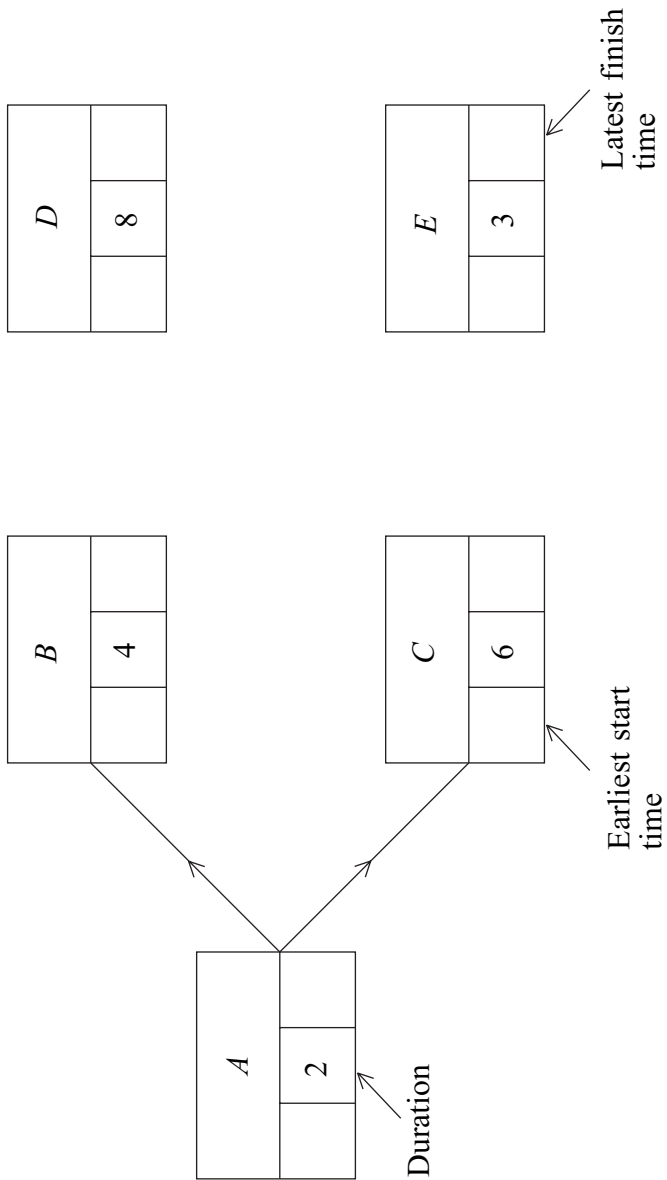



Figure 2 (for use in part (f))



For use in Question 4

Figure 3 (for use in part (a))

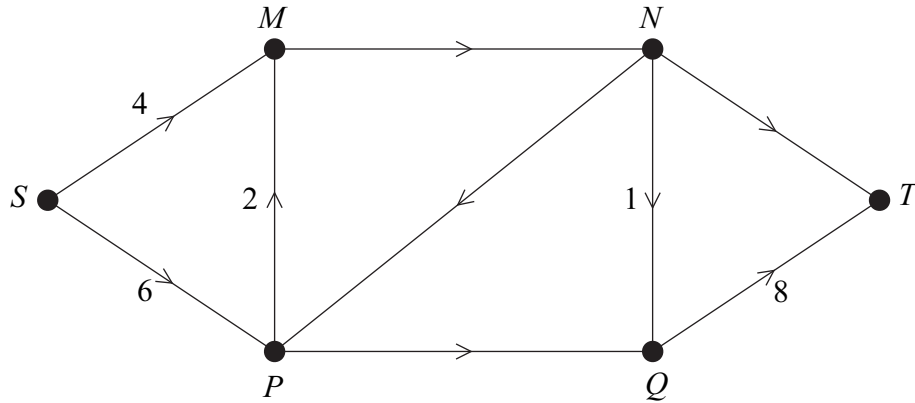
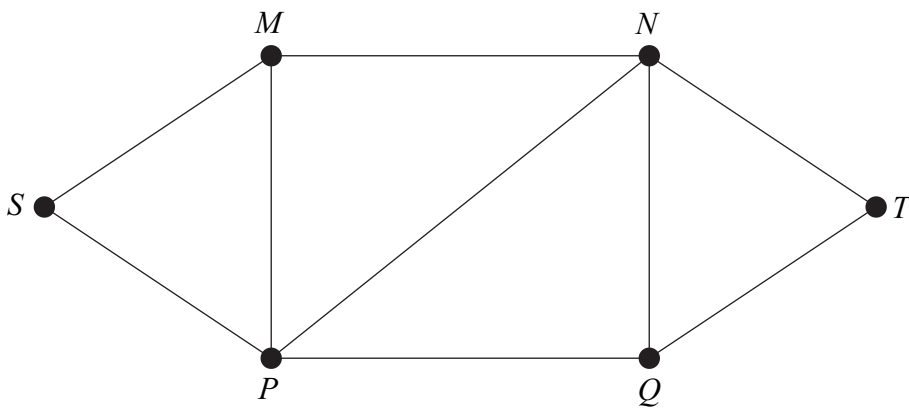
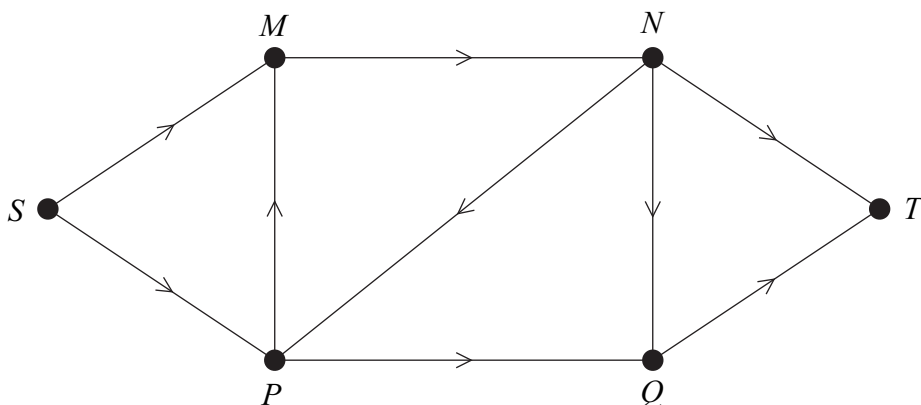


Figure 4 (for use in part (b)(i))



Route	Extra flow

Figure 5 (for use in part (b)(ii))



There is no text printed on this page