



Mark Scheme (Results)

Summer 2021

Pearson Edexcel International Advanced Subsidiary  
In Information Technology (WIT14)  
Unit 4

## **Edexcel and BTEC Qualifications**

Edexcel and BTEC qualifications are awarded by Pearson, the UK's largest awarding body. We provide a wide range of qualifications including academic, vocational, occupational and specific programmes for employers. For further information visit our qualifications websites at [www.edexcel.com](http://www.edexcel.com) or [www.btec.co.uk](http://www.btec.co.uk). Alternatively, you can get in touch with us using the details on our contact us page at [www.edexcel.com/contactus](http://www.edexcel.com/contactus).

## **Pearson: helping people progress, everywhere**

Pearson aspires to be the world's leading learning company. Our aim is to help everyone progress in their lives through education. We believe in every kind of learning, for all kinds of people, wherever they are in the world. We've been involved in education for over 150 years, and by working across 70 countries, in 100 languages, we have built an international reputation for our commitment to high standards and raising achievement through innovation in education. Find out more about how we can help you and your students at:

[www.pearson.com/uk](http://www.pearson.com/uk)

Summer 2021

Question Paper Log Number P66404A

Publications Code WIT14\_01\_2106\_MS

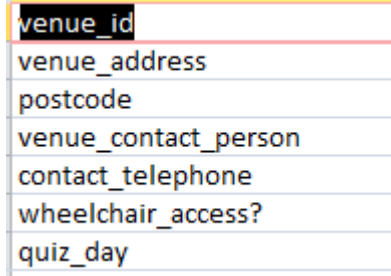
All the material in this publication is copyright

© Pearson Education Ltd 2021

## General Marking Guidance

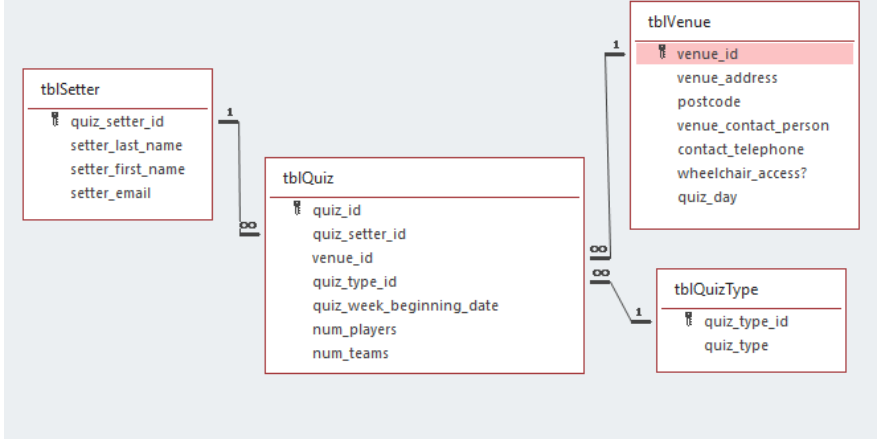
- All candidates must receive the same treatment. Examiners must mark the first candidate in exactly the same way as they mark the last.
- Mark schemes should be applied positively. Candidates must be rewarded for what they have shown they can do rather than penalised for omissions.
- Examiners should mark according to the mark scheme not according to their perception of where the grade boundaries may lie.
- There is no ceiling on achievement. All marks on the mark scheme should be used appropriately.
- All the marks on the mark scheme are designed to be awarded. Examiners should always award full marks if deserved, i.e. if the answer matches the mark scheme. Examiners should also be prepared to award zero marks if the candidate's response is not worthy of credit according to the mark scheme.
- Where some judgement is required, mark schemes will provide the principles by which marks will be awarded and exemplification may be limited.
- When examiners are in doubt regarding the application of the mark scheme to a candidate's response, the team leader must be consulted.
- Crossed out work should be marked UNLESS the candidate has replaced it with an alternative response.

Question number	Answer	Additional Guidance	Mark	
1(a)(i)	<b>Presence check and format check for contact_telephone</b>			
	<b>A1</b>	Presence check on contact_telephone field Required set to <b>yes</b> <b>OR</b> validation rule of 'Is Not Null'	Does not need validation text as no mark for given that	1
	<b>A2</b>	Input mask or suitable validation rule on contact_telephone field  Input mask 000000000000 Input mask 000000000000;;_	Accept alternatives e.g. suitable validation rule  Must be for the format of the telephone number given in the database	1
	<b>Total</b>			<b>2</b>
1(a)(ii)	<b>List check for quiz_day</b>			
	<b>A3</b>	List box or combo box added to quiz_day field	Must see field it is applied to.  Should be design view but can accept datasheet view.	1
	<b>A4</b>	Correct values Monday, Tuesday, Wednesday, Thursday, Friday, Saturday, Sunday	Accept datasheet view so long as can see all the values.  Accept any order of days. Accept spelling errors	1
	<b>A5</b>	Limit to list set to Yes		1
	<b>Total</b>			<b>3</b>
1(a)(iii)	<b>Data type for wheelchair access</b>			
	<b>A6</b>	Yes/No		1
	<b>Total</b>			<b>1</b>

Question number	Answer	Additional Guidance	Mark	
1(b)	<b>Edit venue form</b>			
	<b>B1</b>	Form includes all of the fields from the venue table  		1
	<b>B2</b>	venue_id is disabled		1
	<b>B3</b>	Combo/List box has been added to select a venue address	Do not need to see any values for the combo box	1
	<b>B4</b>	<b>One</b> from: <ul style="list-style-type: none"> <li>Form labels are appropriate (not database field names)</li> <li>Form has meaningful title</li> <li>Entry boxes on form are resized appropriately to reflect the data they will be used to enter</li> <li>Instructions on how to use</li> <li>Asterisk on any field except venue_id</li> </ul>		1
	<b>B5</b>	Form would update to show the venue details for the venue selected in the combo box	Must see design view method	1
	<b>B6</b>	Button present and suitably labelled e.g. Close		1
	<b>B7</b>	Suitable message would display to say the data has not been saved	Must see design view method	1
	<b>B8</b>	No more than <b>one</b> suitable message would appear <b>ONLY</b> if changes have been made.	Must see design view method	1
<b>Total</b>			<b>8</b>	

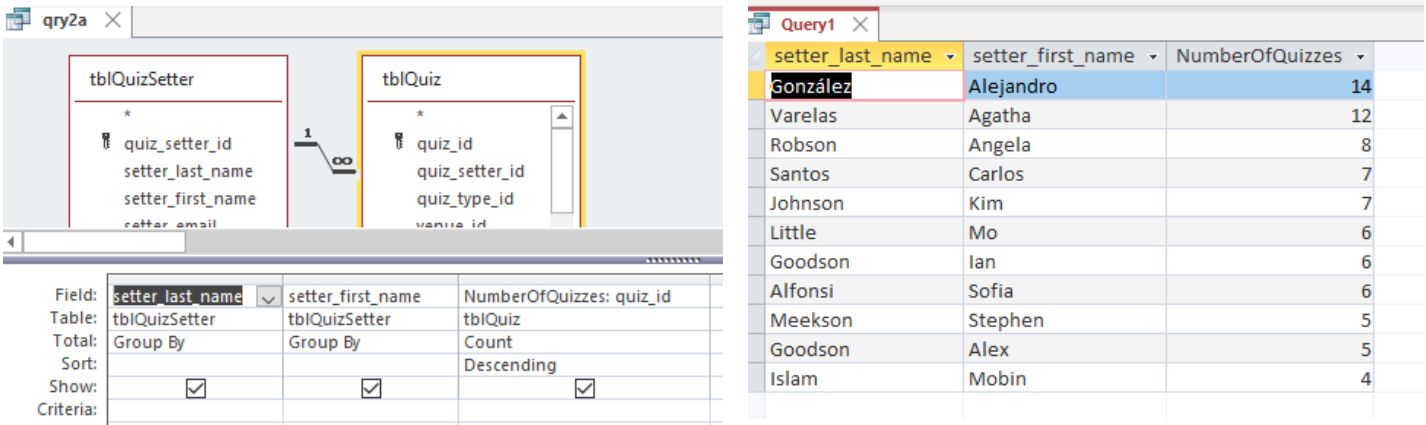
Question number	Answer	Additional Guidance	Mark
1(c)	<p><b>Indicative content</b></p> <p><i>Analysis</i></p> <ul style="list-style-type: none"> <li>• Field called quiz_day in the table.</li> <li>• It is atomic as it only has one day of the week in it.</li> <li>• It has a list check on it that means the user can only select 1 day of the week as the value for it.</li> <li>• Primary key of venue_id cannot be repeated in the table so cannot add another row for a venue that needs quizzes on more than one day.</li> <li>• If the primary key was removed and further rows added for each venue that has quizzes on more than one day there would be redundant data.</li> </ul> <p><i>Recommendations</i></p> <ul style="list-style-type: none"> <li>• Create a new table called quiz days.</li> <li>• Remove the quiz_day field from the venue table</li> <li>• Have a composite primary key of venue_id and quiz_day so that the venue_id could be repeated as many times as needed so long as the day of the week was different</li> <li>• Could keep the list check on the quiz_day field</li> </ul>		9

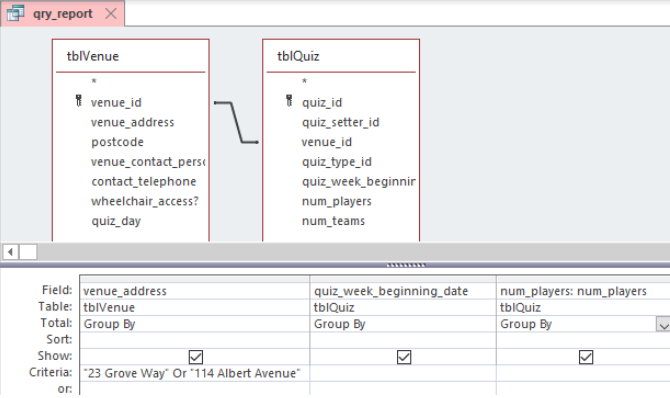
Level	Mark	Descriptor
	0	No Awardable content
Level 1	1-3	<ul style="list-style-type: none"> <li>• Analysis is flawed or superficial, containing simple statements that show limited understanding of the subject matter.</li> <li>• Solution may contain some aspects that are appropriate, but is generally ineffective.</li> </ul>
Level 2	4-6	<ul style="list-style-type: none"> <li>• Analysis is sound, containing minor inaccuracies or omissions, showing some understanding of the given issue.</li> <li>• Solution is workable but may have minor issues.</li> </ul>
Level 3	7-9	<ul style="list-style-type: none"> <li>• Analysis is sound and developed, containing ideas that are linked together in a fluent and logical way, showing a thorough understanding of the given issue.</li> <li>• Solution is appropriate and workable.</li> </ul>
<b>Total for question</b>		<b>9</b>

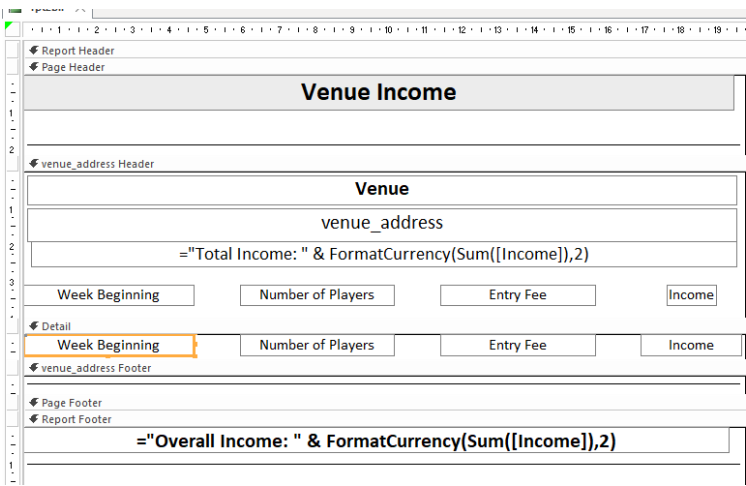
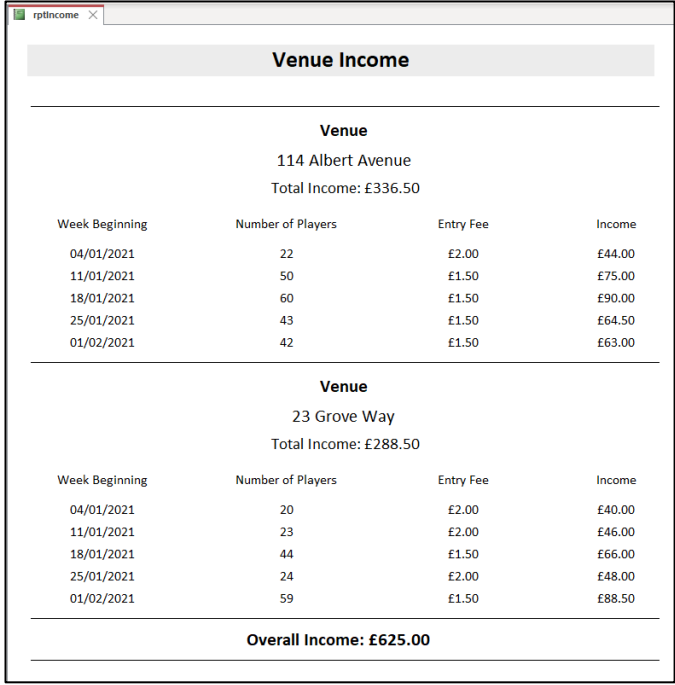
Question number	Answer	Additional Guidance	Mark
1(d)	<p><b>Table Structure</b></p> 		
D1	Use of appropriate table and field names and naming conventions		1
D2	Quiz table is present with correct fields	Fields may be named differently	1
D3	Setter type table is present with correct fields		1
D4	Quiz type table is present with correct fields		1
D5	1:M relationship between Setter and Quiz		Relationship must be in the correct direction
D6	1:M relationship between Quiz type and Quiz	1	
D7	1:M relationship between Venue and Quiz	1	
D8	Correct primary key used for Quiz type table	Fields may be named differently	1
D9	Correct primary key used for Setter table		1
D10	Correct primary key used for Quiz table		1
D11	Date/Time is used for quiz_week_beginning_date <b>And</b> At least one suitable number field is present <ul style="list-style-type: none"> <li>• num_players</li> <li>• num_teams</li> </ul>	Fields may be named differently	1
<b>Total</b>			<b>11</b>

Question number	Answer	Additional Guidance	Mark	
1(e)	<b>Import</b>			
	<b>E1</b>	Quiz table – 80 records		1
	<b>E2</b>	Quiz type table – 6 records		1
	<b>E3</b>	Setter table – 11 records		1
	<b>Total</b>			<b>3</b>
<b>Total for question 1</b>			<b>37</b>	

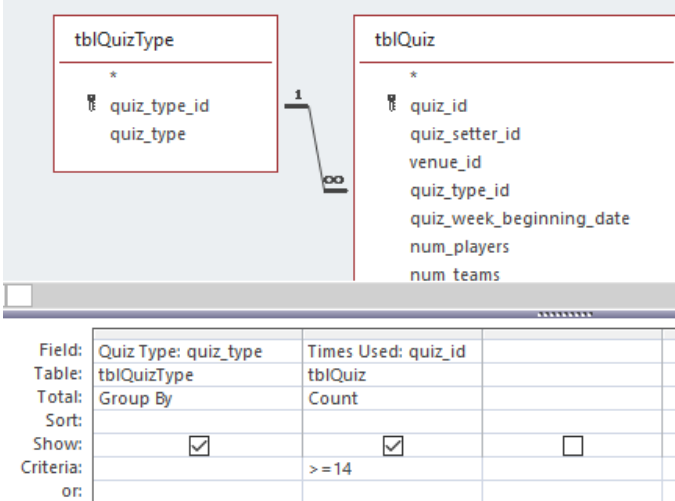


Question number	Answer	Additional Guidance	Mark																																				
2(a)	<b>Quiz setter and quizzes set query</b>																																						
 <p>The screenshot displays two windows from Microsoft Access. The left window, titled 'qry2a', is in Design view, showing a join between 'tblQuizSetter' and 'tblQuiz'. The right window, titled 'Query1', is in Datasheet view, showing the results of the query. The results are as follows:</p> <table border="1" data-bbox="1182 268 1854 639"> <thead> <tr> <th>setter_last_name</th> <th>setter_first_name</th> <th>NumberOfQuizzes</th> </tr> </thead> <tbody> <tr><td>González</td><td>Alejandro</td><td>14</td></tr> <tr><td>Varelas</td><td>Agatha</td><td>12</td></tr> <tr><td>Robson</td><td>Angela</td><td>8</td></tr> <tr><td>Santos</td><td>Carlos</td><td>7</td></tr> <tr><td>Johnson</td><td>Kim</td><td>7</td></tr> <tr><td>Little</td><td>Mo</td><td>6</td></tr> <tr><td>Goodson</td><td>Ian</td><td>6</td></tr> <tr><td>Alfonsi</td><td>Sofia</td><td>6</td></tr> <tr><td>Meekson</td><td>Stephen</td><td>5</td></tr> <tr><td>Goodson</td><td>Alex</td><td>5</td></tr> <tr><td>Islam</td><td>Mobin</td><td>4</td></tr> </tbody> </table>				setter_last_name	setter_first_name	NumberOfQuizzes	González	Alejandro	14	Varelas	Agatha	12	Robson	Angela	8	Santos	Carlos	7	Johnson	Kim	7	Little	Mo	6	Goodson	Ian	6	Alfonsi	Sofia	6	Meekson	Stephen	5	Goodson	Alex	5	Islam	Mobin	4
setter_last_name	setter_first_name	NumberOfQuizzes																																					
González	Alejandro	14																																					
Varelas	Agatha	12																																					
Robson	Angela	8																																					
Santos	Carlos	7																																					
Johnson	Kim	7																																					
Little	Mo	6																																					
Goodson	Ian	6																																					
Alfonsi	Sofia	6																																					
Meekson	Stephen	5																																					
Goodson	Alex	5																																					
Islam	Mobin	4																																					
<b>A1</b>	Only these fields included in query setter_last_name setter_first_name any field from quiz table to be used as generated field	Design view  Accept other fields if tick from <b>Show</b> has been removed	1																																				
<b>A2</b>	Number of quizzes per quiz setter generated	Design view	1																																				
<b>A3</b>	Number of quizzes generated field has a suitable field name	Design/datasheet view	1																																				
<b>A4</b>	Number of quizzes sorted into descending order	Design/datasheet view	1																																				
<b>A5</b>	Columns not truncated including the field headings	Datasheet view	1																																				
<b>A6</b>	Correct results shown with no duplicates	Datasheet view	1																																				
<b>Total</b>			<b>6</b>																																				

Question number	Answer	Additional Guidance	Mark						
2(b)(i)	<p><b>Venue income query</b></p>  <table border="1" data-bbox="1227 256 1935 440"> <tr> <td>entry_fee: IIf([num_players]&gt;30,1.5,2)</td> <td>income: [num_players]*[entry_fee]</td> </tr> <tr> <td>Expression</td> <td>Expression</td> </tr> <tr> <td><input checked="" type="checkbox"/></td> <td><input checked="" type="checkbox"/></td> </tr> </table>			entry_fee: IIf([num_players]>30,1.5,2)	income: [num_players]*[entry_fee]	Expression	Expression	<input checked="" type="checkbox"/>	<input checked="" type="checkbox"/>
entry_fee: IIf([num_players]>30,1.5,2)	income: [num_players]*[entry_fee]								
Expression	Expression								
<input checked="" type="checkbox"/>	<input checked="" type="checkbox"/>								
B1	<p><b>Only</b> the correct related tables added (venue, quiz)</p>	<p>Must see in the tables in the top part of the query</p> <p>Do not penalise if the relationship between the tables is not shown</p>	1						
B2	<p>Criteria correct for venue_address or venue_id</p> <ul style="list-style-type: none"> <li>• "23 Grove Way" or "114 Albert Avenue"</li> <li>• 1 or 6</li> </ul>	Mark from design view	1						
<b>Calculation for entry fee</b>									
B3	<ul style="list-style-type: none"> <li>• 1.5 if the number of players is &gt; 30</li> <li><b>OR</b></li> <li>• 2 if the number of players &lt;=30</li> </ul>	Mark from design view	1						
B4	<ul style="list-style-type: none"> <li>• 1.5 if the number of players is &gt; 30</li> <li><b>AND</b></li> <li>• 2 if the number of players &lt;=30</li> </ul>	Mark from design view	1						
<b>Calculation for income</b>									
B5	<p>Calculation correct for income:</p> <ul style="list-style-type: none"> <li>• num_players*entry fee</li> </ul>	<p>Mark from design view</p> <p>Follow through on any errors in entry fee</p>	1						
<b>Total</b>			<b>5</b>						

Question number	Answer	Additional Guidance	Mark
2(b)(ii)	<p><b>Venue income report</b></p>  		
<b>B6</b>	Title is in the page or report header	Mark from design view only (do not accept title in detail section)	1
<b>B7</b>	Title is as given	Mark from design or print view  Ignore case, ignore minor spelling errors	1
<b>B8</b>	Grouped by venue	Mark from design view only	1
<b>B9</b>	Total income for venue uses correct formula e.g. =Sum(Income)	Accept truncation in design view if print view tallies	1
<b>B10</b>	Total income for overall income uses correct formula e.g. =Sum(Income)	Accept truncation in design view if print view tallies	1

	<b>B11</b>	Total Income calculated in venue header – <b>view</b>	Mark from design view only	1
	<b>B12</b>	Overall Income calculated in report footer	Mark from design view only	1
	<b>B13</b>	Monetary values formatted as currency for generated fields	Mark from design or print view	1
	<b>B14</b>	Report is as given	Checking spelling, case, layout etc, truncation vertical/horizontal.	1
<b>Total</b>				<b>9</b>
<b>Total for question 2</b>				<b>20</b>

Question number	Answer	Additional Guidance	Mark																												
3(a)	<p><b>Query for Chart</b></p>  <p>The screenshot shows a database design view with two tables: <b>tblQuizType</b> and <b>tblQuiz</b>. <b>tblQuizType</b> has a primary key <b>quiz_type_id</b> and a field <b>quiz_type</b>. <b>tblQuiz</b> has a primary key <b>quiz_id</b> and fields <b>quiz_setter_id</b>, <b>venue_id</b>, <b>quiz_type_id</b>, <b>quiz_week_beginning_date</b>, <b>num_players</b>, and <b>num teams</b>. A 1-to-many relationship is shown between <b>tblQuizType</b> and <b>tblQuiz</b>. Below the tables is a query design view with the following fields:</p> <table border="1" data-bbox="898 552 1570 719"> <tr> <td>Field:</td> <td>Quiz Type: quiz_type</td> <td>Times Used: quiz_id</td> <td></td> </tr> <tr> <td>Table:</td> <td>tblQuizType</td> <td>tblQuiz</td> <td></td> </tr> <tr> <td>Total:</td> <td>Group By</td> <td>Count</td> <td></td> </tr> <tr> <td>Sort:</td> <td></td> <td></td> <td></td> </tr> <tr> <td>Show:</td> <td><input checked="" type="checkbox"/></td> <td><input checked="" type="checkbox"/></td> <td><input type="checkbox"/></td> </tr> <tr> <td>Criteria:</td> <td></td> <td>&gt;=14</td> <td></td> </tr> <tr> <td>or:</td> <td></td> <td></td> <td></td> </tr> </table>	Field:	Quiz Type: quiz_type	Times Used: quiz_id		Table:	tblQuizType	tblQuiz		Total:	Group By	Count		Sort:				Show:	<input checked="" type="checkbox"/>	<input checked="" type="checkbox"/>	<input type="checkbox"/>	Criteria:		>=14		or:					
Field:	Quiz Type: quiz_type	Times Used: quiz_id																													
Table:	tblQuizType	tblQuiz																													
Total:	Group By	Count																													
Sort:																															
Show:	<input checked="" type="checkbox"/>	<input checked="" type="checkbox"/>	<input type="checkbox"/>																												
Criteria:		>=14																													
or:																															
	<p><b>A1</b> No inappropriate fields included</p>	<p>Mark from design view</p> <p>Must include more than one field</p> <p>Accept extra fields if tick from <b>Show</b> has been removed</p>	1																												
	<p><b>A2</b> Times used calculated correctly</p> <ul style="list-style-type: none"> <li>Count(quiz_id)</li> </ul>	<p>Mark from design view</p> <p>Any field from quiz table is appropriate for the count</p>	1																												
	<p><b>A3</b> Criteria correct for number of times used</p> <ul style="list-style-type: none"> <li>&gt;=14</li> <li>&gt;13</li> </ul>	<p>Mark from design view</p>	1																												
	<b>Total</b>	<b>3</b>																													

Question number	Answer	Additional Guidance	Mark
-----------------	--------	---------------------	------

**3(b)**

**Chart**

Quiz Type	Times Used
General Knowledge	14
History	16
Music	16

**The chart must be created using database software to achieve any of these marks**

<b>B1</b>	Bar/column/pie chart created		1
<b>B2</b>	Meaningful chart title used		1
<b>B3</b>	Axis shows quiz type (or legend for pie chart)	Must be on the chart itself	1
<b>B4</b>	Bar/column <ul style="list-style-type: none"> <li>At least one axis shows suitable label</li> </ul> Pie <ul style="list-style-type: none"> <li>Data values are shown</li> </ul>	Must be on the chart itself	1
<b>B5</b>	Bar/column <ul style="list-style-type: none"> <li>Axis contains suitable scale</li> <li>Or data values are shown</li> </ul> Pie <ul style="list-style-type: none"> <li>Data values are shown</li> </ul>	Must be on the chart itself	1

	<b>B6</b>	Chart is fit for purpose  Bar/column <ul style="list-style-type: none"> <li>No legend</li> <li>Appropriate sizing of elements on page (e.g. title larger than axis labels, data labels)</li> </ul> Pie <ul style="list-style-type: none"> <li>Appropriate sizing of elements on page (e.g. title larger than legend labels, data labels)</li> </ul>	Ignore case and minor spelling errors  Report must show chart only and not any other information	1
				<b>Total</b>
<b>Total for question 3</b>				<b>9</b>

Question number	Answer	Additional Guidance	Mark	
<b>4</b>	<b>Dashboard</b>			
	<b>A1</b>	Appropriate heading and at least 2 appropriately labelled buttons	Button labels must be written to help the user e.g. <b>not</b> Open query 2(a)(i)	1
	<b>A2</b>	Data edit form would open	Macro/code	1
	<b>A3</b>	Query from 2(a)(i) would run	Macro/code	1
	<b>Number of times quiz type used</b>			
	<b>A4</b>	Message box with appropriate message would appear when button clicked	Macro/code	1
	<b>A5</b>	Chart or query would open depending on the option chosen	Macro/code Must <b>not</b> be two separate buttons	1
			<b>Total</b>	<b>5</b>
<b>Total for question 4</b>				<b>5</b>

Question number	Answer	Additional Guidance	Mark
5	<p><b>Indicative content</b></p> <p><i>Factors</i></p> <ul style="list-style-type: none"> <li>• Presence check used when the data must be present before the record is saved</li> <li>• Range check used when there is a specific range of values for a field</li> <li>• Lookup check used to lookup data from another table</li> <li>• List check used when there is a specific list of values for a field</li> <li>• Format (picture) check used when a field has exactly the same format for each value</li> <li>• Length of data check used when the length of the data in a field has to be limited</li> </ul> <p><i>Consideration and significance</i></p> <p>Setter table</p> <ul style="list-style-type: none"> <li>• Presence: setter_last_name and setter_email</li> <li>• Format check: email</li> </ul> <p>Quiz type table</p> <ul style="list-style-type: none"> <li>• Presence: quiz_type field</li> </ul> <p>Quiz table</p> <ul style="list-style-type: none"> <li>• Presence: all non-key fields other than num_player and num_teams (cannot be sure quiz is created after or before the quiz takes place)</li> <li>• quiz_setter_id, quiz_venue_id, quiz_type_id lookup checks. All foreign keys so can lookup to the tables where they are primary keys</li> </ul> <p>Range checks would not be suitable in any of the tables.</p> <p>List checks would not be suitable in any of the tables.</p> <p>Length of data checks could be set on all text fields as none would use 255 characters.</p>		9



<b>Level</b>	<b>Mark</b>	<b>Descriptor</b>
	0	No Awardable content
Level 1	1-3	<ul style="list-style-type: none"> <li>• Applies understanding with limited coherence, showing limited understanding of the given issue.</li> <li>• Assessment of solution is superficial or unbalanced, and judgements lack support from evidence.</li> </ul>
Level 2	4-6	<ul style="list-style-type: none"> <li>• Applies understanding to make some coherent connections, showing some understanding of the given issue.</li> <li>• Assessment of solution is partially developed, but this may be unbalanced, using evidence to support some judgements.</li> </ul>
Level 3	7-9	<ul style="list-style-type: none"> <li>• Applies understanding coherently, showing a thorough understanding of the given issue.</li> <li>• Assessment of solution is balanced and developed, using evidence to support judgements throughout.</li> </ul>
		<b>Total for question</b>
		<b>9</b>

Pearson Education Limited. Registered company number 872828  
with its registered office at 80 Strand, London, WC2R 0RL, United Kingdom