

UNIVERSITY OF CAMBRIDGE INTERNATIONAL EXAMINATIONS  
Cambridge International Diploma in ICT  
Advanced Level

**RELATIONAL DATABASES**

**5205/A**

Optional Module: Practical Assessment

2006

No Additional Materials are required

**1 hour  
plus 15 minutes reading time**

**READ THESE INSTRUCTIONS FIRST**

Candidates are permitted **15 minutes** reading time before attempting the paper.

Make sure that your **name**, **centre number** and **candidate number** are **printed** on **each page** that you are asked to produce.

Carry out **every** instruction in each task.

Tasks are numbered on the left hand side of the page, so that you can see what to do, step by step. On the right hand side of the page for each task, you will find a box which you can tick (✓) when you have completed the task; this checklist will help you to track your progress through the assessment.

Before each printout you should proof-read the document to make sure that you have followed all instructions correctly.

At the end of the assignment put **all** your printouts into the Assessment Record Folder.

This document consists of **4** printed pages.

IB06 01\_5205\_A/4RP  
© UCLES 2006



UNIVERSITY of CAMBRIDGE  
International Examinations

**[Turn Over**

You are working at the Hotel Stella, Tawara Beach. You are going to analyse some of the hotel's data and produce reports.


1 Using a suitable software package, create a new database.  1.1.1


2 Import the files **ARDA6RMS.CSV**, **ARDA6FAC.CSV** and **ARDA6COD.CSV**  1.2.1


You will need to use the following information to create the tables:  1.2.2


1.3.1

2.1.1

 denotes primary key

ARDA6RMS	
Field Name	Type
 RoomNo	Integer
RmDescription	Text
Type	Text
Floor	Integer

ARDA6FAC	
Field Name	Type
RoomNo	Integer
ItemCode	Integer
Quantity	Integer
 ID	Integer

ARDA6COD	
Field Name	Type
 ItemCode	Integer
Description	Text
ExtraCharge	Number 2dp

3 Establish the following One-to-Many Relationships:  2.1.2

*ARDA6RMS.RoomNo* 1----∞ *ARDA6FAC.RoomNo*

*ARDA6COD.ItemCode* 1----∞ *ARDA6FAC.ItemCode*

4 Search for only those rooms that contain **1 DVD Player**  3.1.2

You will need to use the *Description* and *Quantity* fields to find this information.  3.2.2

4.1.1

5.1.1

For each room, print the *RoomNo*, *RmDescription* and *Type* in descending order of *RmDescription* and ascending order of *RoomNo*

Print out this list.

Make sure that your name and today's date are shown on the printout.

You are going to prepare a report which shows details of all the items which are not beds.

- 5 From all the records, select only the items which are not beds.  <sup>✓</sup> 3.1.1
- 6 Prepare and print a report which:  4.1.1
- has a report header including **Stella Hotel** 4.1.2
  - has detail rows displaying *RoomNo*, *RmDescription*, *Quantity* and *ExtraCharge* 4.1.3
  - groups the data by *Description* 5.1.1
  - shows the *Description* as a group header
  - shows the total extra charge for the extra facilities in the rooms as a group footer
  - displays your name and today's date at the end

Your report may look something like this:

<b>Stella Hotel</b>			
<b>DVD Player</b>			
999	Standard	1	2.50
999	Standard	1	2.50
999	Standard	1	2.50
999	Standard	1	2.50
999	Deluxe Suite	1	2.50
			<b>99.99</b>
<b>Kettle</b>			
999	Deluxe Suite	1	1.00
999	Deluxe Suite	1	1.00
999	Deluxe Suite	1	1.00
999	Deluxe Suite	1	1.00
			<b>99.99</b>
John Smith 10 January 2006			

You are now going to prepare a report which summarises some information about the number of rooms of each kind per floor.

- 7 From all the records, select details of the types of room on each floor. Include only the fields *Floor*, *RmDescription*, *RoomNo*  <sup>✓</sup> 4.1.1
- 8 Using this data, create a cross-tab (pivot table) which shows *RmDescription* as row labels and *Floor* as column headings. Show the numbers of each type of room per floor.  4.2.1
- 9 Add the title **Summary – Rooms per floor**, your name and today's date to the report and then print it.  5.1.1  
Your report may look something like this:

Summary – Rooms per floor					
RmDescription	1	2	3	4	5
Basic Suite	99	99	99	99	99
Deluxe Suite	99	99	99	99	99
Penthouse	99	99	99	99	99
Small Suite	99	99	99	99	99
Standard	99	99	99	99	99

Permission to reproduce items where third-party owned material protected by copyright is included has been sought and cleared where possible. Every reasonable effort has been made by the publisher (UCLES) to trace copyright holders, but if any items requiring clearance have unwittingly been included, the publisher will be pleased to make amends at the earliest possible opportunity.

University of Cambridge International Examinations is part of the University of Cambridge Local Examinations Syndicate (UCLES), which is itself a department of the University of Cambridge.