




ADVANCED SUBSIDIARY GCE
GEOGRAPHY
Managing Physical Environments

F761/I

INSERT

Monday 12 January 2009
Morning

Duration: 1 hour 30 minutes



INSTRUCTIONS TO CANDIDATES

- Do not hand in this Insert at the end of the examination. It is not required by the Examiner.

INFORMATION FOR CANDIDATES

- This document consists of **8** pages. Any blank pages are indicated.

Fig. 1 Part of the Blyde River, South Africa



© OCR

Fig. 2 Dunmore Head, Dingle Peninsula, western Ireland



© iStockphoto.com / S. Greg Panosian

Fig. 3 Climate graph for Tomsk, Russia

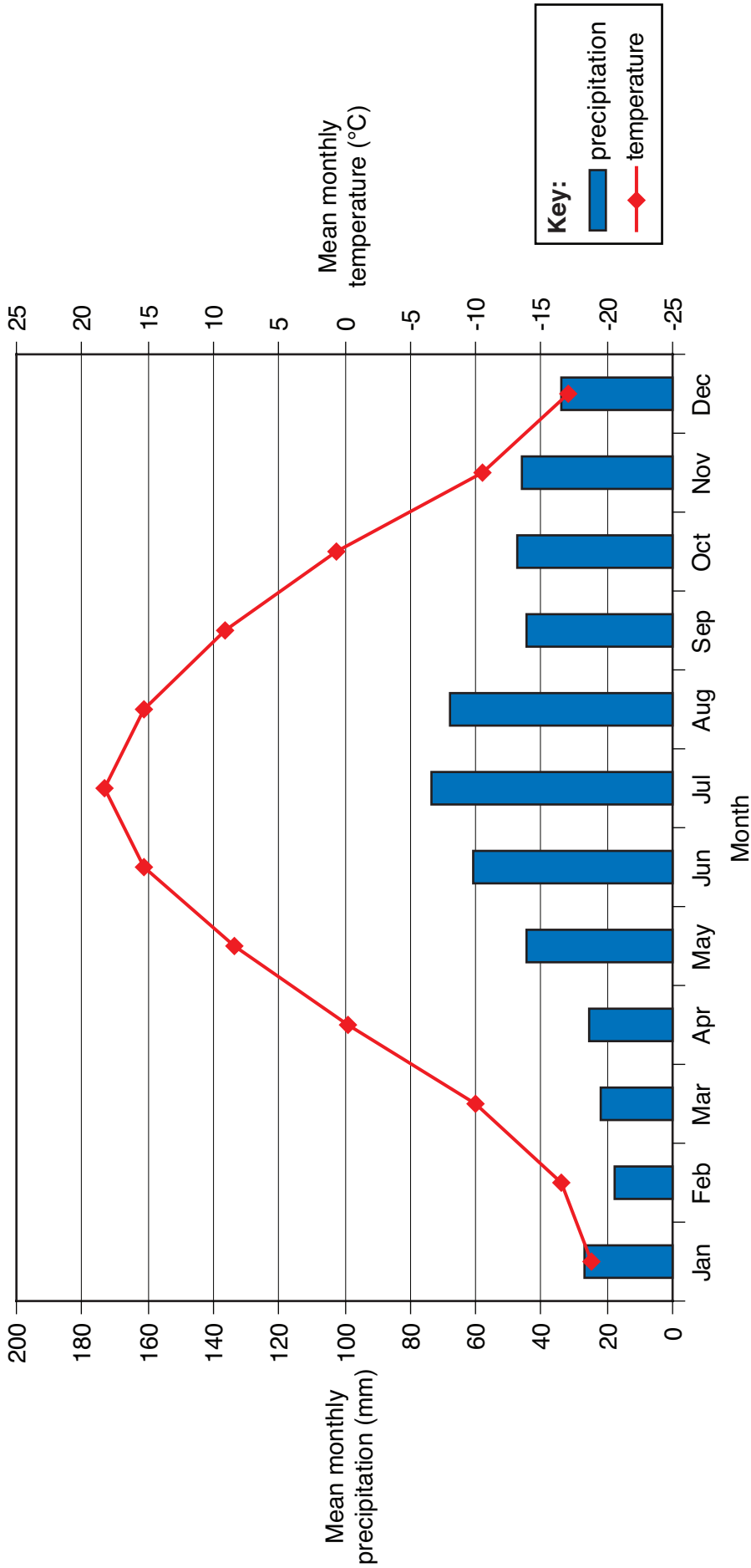
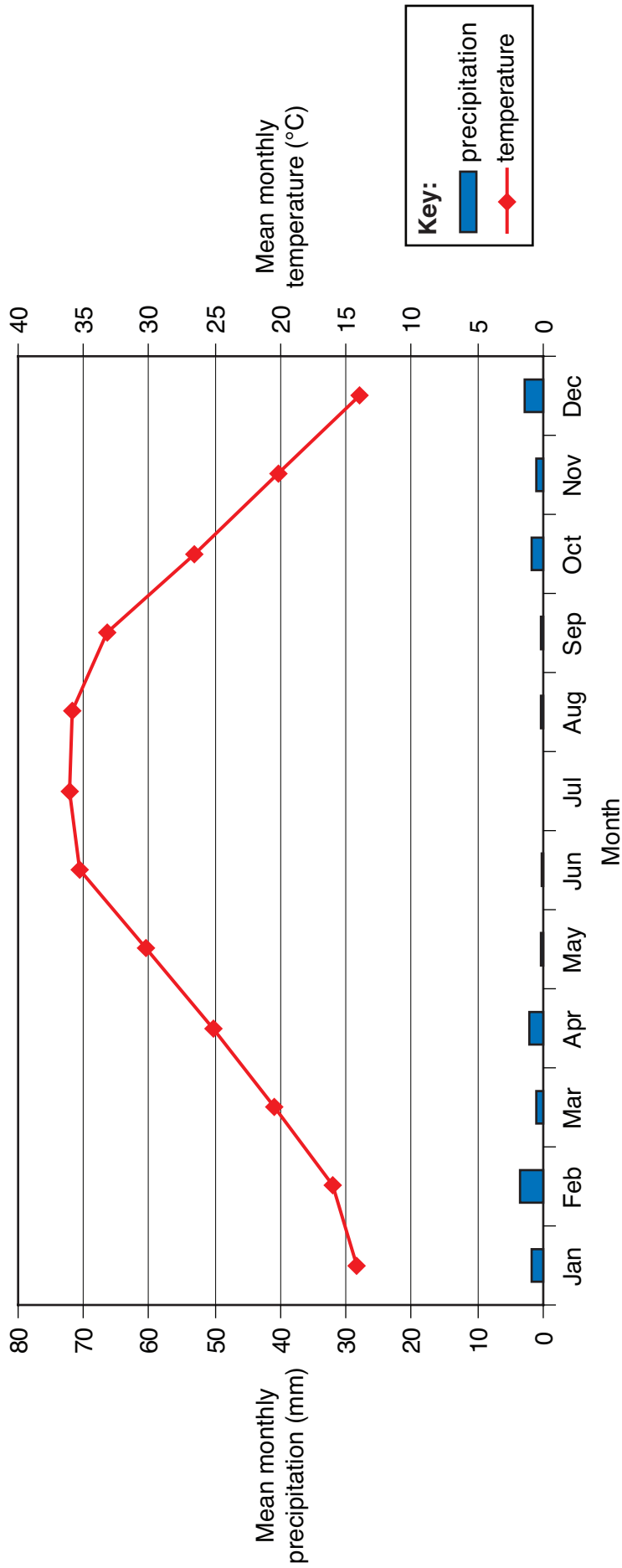


Fig. 4 Climate graph for Salah, Algeria





Copyright Acknowledgements:

Fig. 2. © S. Greg Panosian / iStockphoto.com

Permission to reproduce items where third-party owned material protected by copyright is included has been sought and cleared where possible. Every reasonable effort has been made by the publisher (OCR) to trace copyright holders, but if any items requiring clearance have unwittingly been included, the publisher will be pleased to make amends at the earliest possible opportunity.

OCR is part of the Cambridge Assessment Group. Cambridge Assessment is the brand name of University of Cambridge Local Examinations Syndicate (UCLES), which is itself a department of the University of Cambridge.