

Please check the examination details below before entering your candidate information

Candidate surname

Other names

**Pearson Edexcel
Level 3 GCE**

Centre Number

--	--	--	--	--

Candidate Number

--	--	--	--	--

Time 2 hours 15 minutes

**Paper
reference**

9GE0/02

Geography

**Advanced
PAPER 2**

You must have:

Resource Booklet (enclosed), a ruler, a calculator

Total Marks

Instructions

- Use **black** ink or ball-point pen.
- **Fill in the boxes** at the top of this page with your name, centre number and candidate number.
- Answer **both** questions in Section A.
- Answer **one** question in Section B and **one** question in Section C.
- Answer the questions in the spaces provided
– *there may be more space than you need.*
- Any **calculations** must show all stages of **working out** and a **clear answer**.

Information

- The total mark for this paper is 105.
- The marks for **each** question are shown in brackets
– *use this as a guide as to how much time to spend on each question.*
- Calculators may be used.

Advice

- Read each question carefully before you start to answer it.
- Check your answers if you have time at the end.
- Good luck with your examination.

Turn over ►

P66494A

©2021 Pearson Education Ltd.

1/1/1/1



Pearson

SECTION A

Globalisation / Superpowers

Answer ALL questions in this section. Write your answers in the spaces provided.

- 1** (a) Explain **one** reason why free trade policies are promoted by international economic organisations.

(4)

.....

.....

.....

.....

.....

.....

.....

.....

.....

DO NOT WRITE IN THIS AREA

DO NOT WRITE IN THIS AREA

DO NOT WRITE IN THIS AREA



(b) Assess the extent to which global shift has caused more social costs than social benefits.

(12)

DO NOT WRITE IN THIS AREA

DO NOT WRITE IN THIS AREA

DO NOT WRITE IN THIS AREA

Area with horizontal dotted lines for writing.



DO NOT WRITE IN THIS AREA

DO NOT WRITE IN THIS AREA

DO NOT WRITE IN THIS AREA

(Total for Question 1 = 16 marks)



DO NOT WRITE IN THIS AREA

DO NOT WRITE IN THIS AREA

DO NOT WRITE IN THIS AREA

2 Study Figure 1 below.

Country	Spending (US\$ billion)	
	2000	2017
Brazil	11	29
China	23	205
India	14	64
Japan	46	45
Russia	9	66
UK	35	47
USA	301	615
Total military spending	439	1071

Figure 1

Military spending by selected countries

- (a) (i) Calculate the percentage (%) increase in military spending for the USA between 2000 and 2017.

Give your answer to one decimal place.

You must show your working.

(2)

..... %

- (ii) Calculate the ratio of USA to China's military spending in 2017.

(1)

.....



(iii) Identify the country that had the fastest rate of growth in military spending between 2000 and 2017.

(1)

(iv) Assess the view that hard power is essential in achieving superpower status.

(12)

DO NOT WRITE IN THIS AREA

DO NOT WRITE IN THIS AREA

DO NOT WRITE IN THIS AREA



DO NOT WRITE IN THIS AREA

DO NOT WRITE IN THIS AREA

DO NOT WRITE IN THIS AREA

Handwriting practice area with 20 horizontal dotted lines.



(Total for Question 2 = 16 marks)

TOTAL FOR SECTION A = 32 MARKS

DO NOT WRITE IN THIS AREA

DO NOT WRITE IN THIS AREA

DO NOT WRITE IN THIS AREA



DO NOT WRITE IN THIS AREA

DO NOT WRITE IN THIS AREA

DO NOT WRITE IN THIS AREA

SECTION B

Shaping Places

Answer ONE question in this section – either Question 3 OR Question 4.

If you answer Question 3 put a cross in the box .

Regenerating Places.

You must use the Resource Booklet provided.

3 (a) Study Figure 2 in the Resource Booklet.

(i) Suggest **one** reason average wages per week differ between urban places.

(3)

.....

.....

.....

.....

.....

.....

.....

.....

.....



(ii) Study Figure 2 in the Resource Booklet.

Suggest why urban places in less successful regions may suffer from a spiral of decline.

(6)

Area with horizontal dotted lines for writing.

DO NOT WRITE IN THIS AREA

DO NOT WRITE IN THIS AREA

DO NOT WRITE IN THIS AREA



DO NOT WRITE IN THIS AREA

DO NOT WRITE IN THIS AREA

DO NOT WRITE IN THIS AREA

(b) You have studied your local place and a contrasting place.

Explain the changes in the demographic characteristics of **one** of these places.

(6)

Location of your chosen place:

Area with horizontal dotted lines for writing.



(c) Evaluate the reasons why regeneration strategies are often controversial.

(20)

A large rectangular area containing horizontal dotted lines for writing.

DO NOT WRITE IN THIS AREA

DO NOT WRITE IN THIS AREA

DO NOT WRITE IN THIS AREA



DO NOT WRITE IN THIS AREA

DO NOT WRITE IN THIS AREA

DO NOT WRITE IN THIS AREA

Handwriting practice area with 20 horizontal dotted lines.



DO NOT WRITE IN THIS AREA

DO NOT WRITE IN THIS AREA

DO NOT WRITE IN THIS AREA

Blank writing area with horizontal dotted lines.



DO NOT WRITE IN THIS AREA

DO NOT WRITE IN THIS AREA

DO NOT WRITE IN THIS AREA

(Total for Question 3 = 35 marks)



Do not answer Question 4 if you have answered Question 3

If you answer Question 4 put a cross in the box .

Diverse Places

You must use the Resource Booklet provided.

4 (a) Study Figure 3 in the Resource Booklet.

(i) Suggest **one** reason the percentage of foreign-born people differs between urban places.

(3)

.....

.....

.....

.....

.....

.....

.....

.....

.....

.....

DO NOT WRITE IN THIS AREA

DO NOT WRITE IN THIS AREA

DO NOT WRITE IN THIS AREA



(ii) Study Figure 3 in the Resource Booklet.

Suggest why urban places have different population growth rates.

(6)

DO NOT WRITE IN THIS AREA

DO NOT WRITE IN THIS AREA

DO NOT WRITE IN THIS AREA

Area with horizontal dotted lines for writing.



DO NOT WRITE IN THIS AREA

DO NOT WRITE IN THIS AREA

DO NOT WRITE IN THIS AREA

(b) You have studied your local place and a contrasting place.

Explain the changes in the cultural characteristics of **one** of these places.

(6)

Location of your chosen place:

Ruled area for writing the answer.



(c) Evaluate the reasons why changes in land use in diverse places are often controversial.

(20)

DO NOT WRITE IN THIS AREA

DO NOT WRITE IN THIS AREA

DO NOT WRITE IN THIS AREA

Area with horizontal dotted lines for writing.



DO NOT WRITE IN THIS AREA

DO NOT WRITE IN THIS AREA

DO NOT WRITE IN THIS AREA

Handwriting practice area with 20 horizontal dotted lines.



DO NOT WRITE IN THIS AREA

DO NOT WRITE IN THIS AREA

DO NOT WRITE IN THIS AREA

Handwriting practice area with 20 horizontal dotted lines.



DO NOT WRITE IN THIS AREA

DO NOT WRITE IN THIS AREA

DO NOT WRITE IN THIS AREA

(Total for Question 4 = 35 marks)

TOTAL FOR SECTION B = 35 MARKS



SECTION C

Global Development and Connections

Answer ONE question in this section – either Question 5 OR Question 6.

If you answer Question 5 put a cross in the box .

Health, Human rights and Intervention

You must use the Resource Booklet provided.

5 (a) Explain **one reason why life expectancy varies within a country.**

(4)

.....

.....

.....

.....

.....

.....

.....

.....

.....

.....

DO NOT WRITE IN THIS AREA

DO NOT WRITE IN THIS AREA

DO NOT WRITE IN THIS AREA



(b) Study Figure 4 in the Resource Booklet.

Suggest why some developing and emerging countries have had more success in reducing poverty than others.

(6)

Area with horizontal dotted lines for writing.

DO NOT WRITE IN THIS AREA

DO NOT WRITE IN THIS AREA

DO NOT WRITE IN THIS AREA



(c) Explain why economic development may have negative impacts on minority groups and the environments where they live.

(8)

DO NOT WRITE IN THIS AREA

DO NOT WRITE IN THIS AREA

DO NOT WRITE IN THIS AREA

Area with horizontal dotted lines for writing.



DO NOT WRITE IN THIS AREA

DO NOT WRITE IN THIS AREA

DO NOT WRITE IN THIS AREA

Blank writing area with horizontal dotted lines.



(d) Evaluate the view that global differences in human rights inevitably result in geopolitical interventions.

(20)

DO NOT WRITE IN THIS AREA

DO NOT WRITE IN THIS AREA

DO NOT WRITE IN THIS AREA

Area with horizontal dotted lines for writing.



DO NOT WRITE IN THIS AREA

DO NOT WRITE IN THIS AREA

DO NOT WRITE IN THIS AREA

Blank writing area with horizontal dotted lines.



DO NOT WRITE IN THIS AREA

DO NOT WRITE IN THIS AREA

DO NOT WRITE IN THIS AREA

Handwriting practice area with 20 horizontal dotted lines.



DO NOT WRITE IN THIS AREA

DO NOT WRITE IN THIS AREA

DO NOT WRITE IN THIS AREA

(Total for Question 5 = 38 marks)



Do not answer Question 6 if you have answered Question 5.

If you answer Question 6 put a cross in the box .

Migration, Identity and Sovereignty

You must use the Resource Booklet provided.

6 (a) Explain **one** reason why many national borders are contested.

(4)

.....

.....

.....

.....

.....

.....

.....

.....

.....

.....

DO NOT WRITE IN THIS AREA

DO NOT WRITE IN THIS AREA

DO NOT WRITE IN THIS AREA



(b) Study Figure 5 in the Resource Booklet.

Explain why many governments have mixed attitudes to the emergence of tax-havens.

(6)

.....

.....

.....

.....

.....

.....

.....

.....

.....

.....

.....

.....

.....

.....

.....

.....

.....

.....

.....

.....

DO NOT WRITE IN THIS AREA

DO NOT WRITE IN THIS AREA

DO NOT WRITE IN THIS AREA



(c) Explain why globalisation may cause political tensions within nations.

(8)

DO NOT WRITE IN THIS AREA

DO NOT WRITE IN THIS AREA

DO NOT WRITE IN THIS AREA

Area with horizontal dotted lines for writing.



DO NOT WRITE IN THIS AREA

DO NOT WRITE IN THIS AREA

DO NOT WRITE IN THIS AREA

Four horizontal dotted lines for writing.



(d) Evaluate the view that increased globalisation inevitably results in international migration.

(20)

DO NOT WRITE IN THIS AREA

DO NOT WRITE IN THIS AREA

DO NOT WRITE IN THIS AREA

Area with horizontal dotted lines for writing.



DO NOT WRITE IN THIS AREA

DO NOT WRITE IN THIS AREA

DO NOT WRITE IN THIS AREA

Blank writing area with horizontal dotted lines.



DO NOT WRITE IN THIS AREA

DO NOT WRITE IN THIS AREA

DO NOT WRITE IN THIS AREA

Blank writing area with horizontal dotted lines.



DO NOT WRITE IN THIS AREA

DO NOT WRITE IN THIS AREA

DO NOT WRITE IN THIS AREA

(Total for Question 6 = 38 marks)

TOTAL FOR SECTION C = 38 MARKS
TOTAL FOR PAPER = 105 MARKS



DO NOT WRITE IN THIS AREA

DO NOT WRITE IN THIS AREA

DO NOT WRITE IN THIS AREA

BLANK PAGE



DO NOT WRITE IN THIS AREA

DO NOT WRITE IN THIS AREA

DO NOT WRITE IN THIS AREA

BLANK PAGE



Pearson Edexcel Level 3 GCE

Time 2 hours 15 minutes

**Paper
reference**

9GE0/02

Geography

**Advanced
PAPER 2**

Resource Booklet

Do not return this Booklet with the question paper.

P66494A

©2021 Pearson Education Ltd.

1/1/1/1



P 6 6 4 9 4 A

Turn over ►



Pearson

SECTION B

The following resource relates to Question 3.





		Urban places (region)				
		Cambridge (East)	Derby (East Midlands)	Wigan (North West)	Slough (South East)	UK
	Average wages (£ per week)	609	595	436	606	539
	Number of patents registered (per 100 000 people)	270	81	3	30	18
	% of working population with higher education	58	32	27	39	38
	% of city with ultrafast broadband	94	91	91	88	56

Figure 2

Information about four urban places compared to the UK average, 2018

The following resource relates to Question 4.





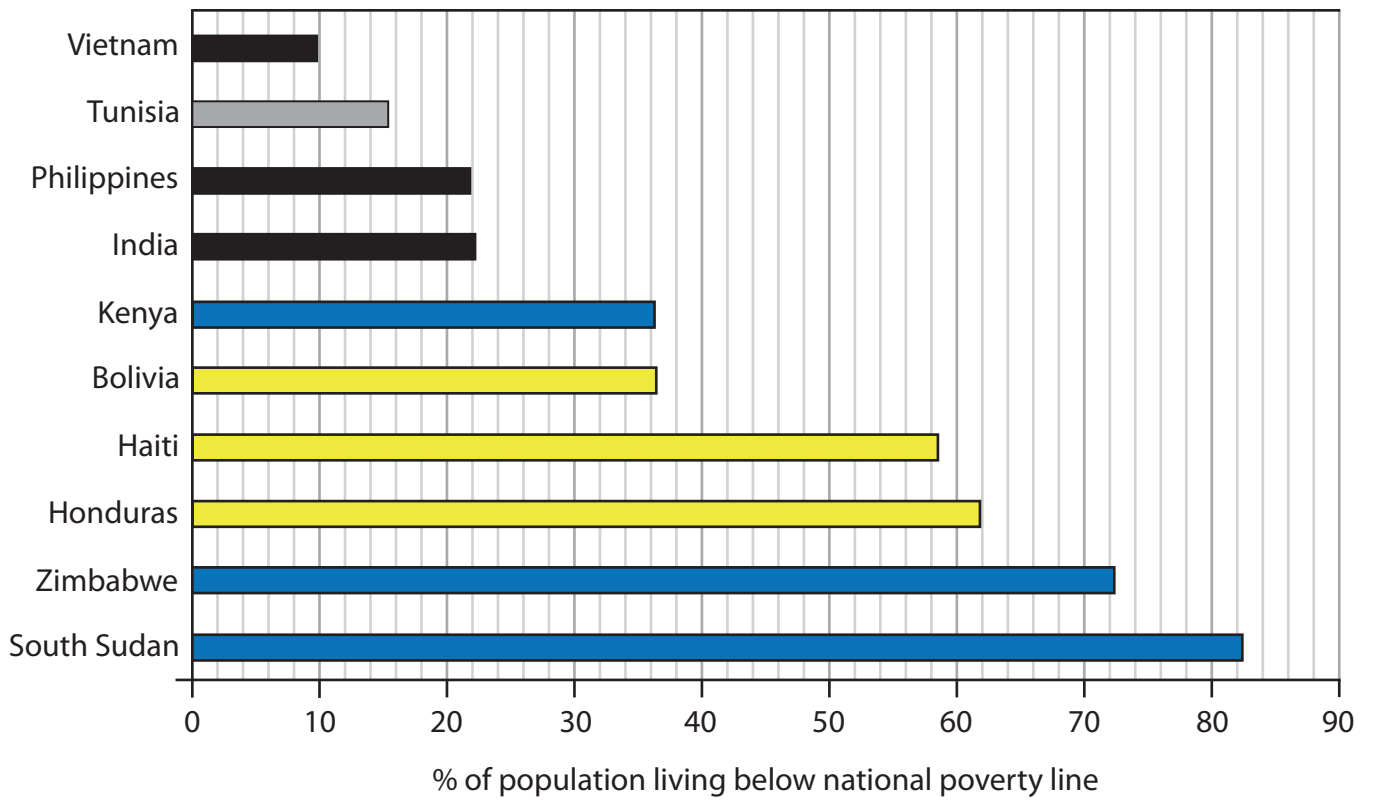
		Urban area (region)				
		Coventry (West Midlands)	Blackpool (North West)	Peterborough (East of England)	Bath (South West)	UK
	% population foreign- born	25	4	24	12	14
	% population change 2017–2018	1.84	–0.4	1.07	0.9	0.6
	Fertility rate	1.47	1.98	2.15	1.48	1.70
	Average wages (£ per week)	532	500	497	473	539

Figure 3

Information about four urban places compared to the UK average, 2018

SECTION C

The following resource relates to Question 5b.

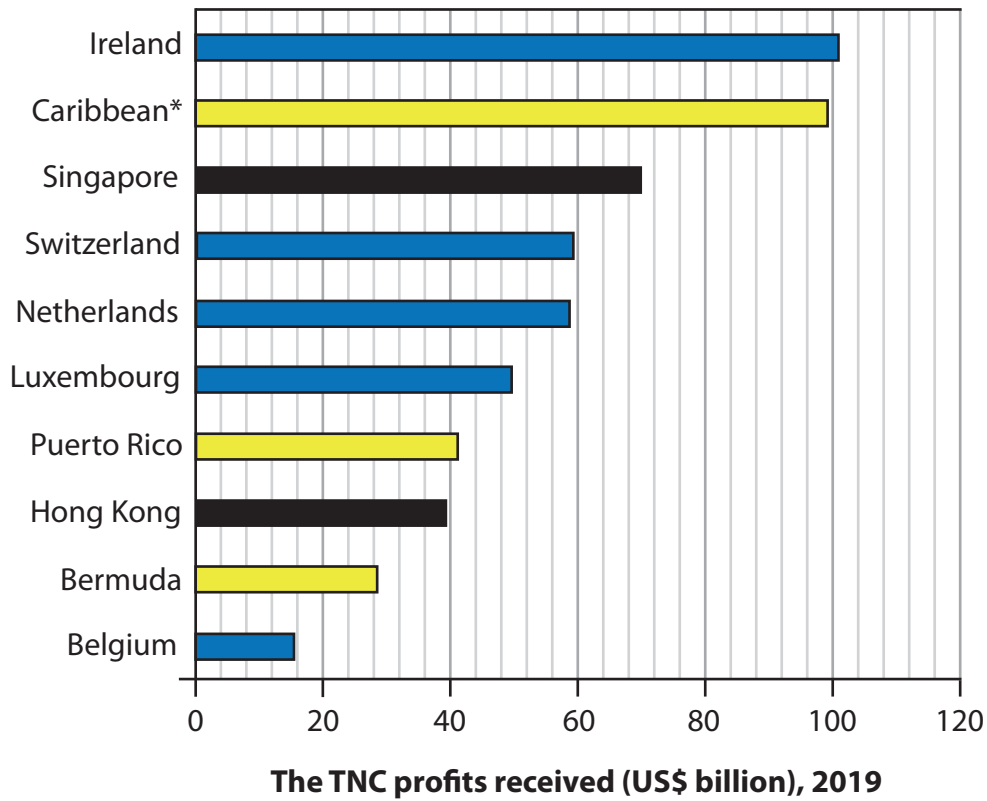


Key:

- Sub-Saharan Africa
- Latin America & Caribbean
- North Africa
- Asia

Figure 4
Percentage (%) of population living below the national poverty line for selected countries, 2019

The following resource relates to Question 6b.



Key:

- Asia
- Europe
- Central America

* Caribbean includes Cayman Islands, Panama, The Bahamas and British Virgin Islands

Figure 5

Top ten tax-haven countries receiving Transnational Corporation (TNC) profits in 2019

BLANK PAGE

BLANK PAGE

BLANK PAGE

Pearson Education Ltd gratefully acknowledges all following sources used in preparation of this paper:

Figure 1 Source from: <https://www.sipri.org/databases/milex>

Figure 2 Source from: <https://www.centreforcities.org/publication/cities-outlook-2019/>

Contains public sector information licensed under the Open Government Licence v3.0.

Figure 3 Source from: Contains public sector information licensed under the Open Government Licence v3.0.

Figure 4 Source from: <http://povertydata.worldbank.org/poverty/home/>

Figure 5 Source from: www.consultancy.lat