

**ADVANCED SUBSIDIARY GCE UNIT
GENERAL STUDIES**

The Scientific Domain

INSERT

MONDAY 15 JANUARY 2007

2962

Morning

Time: 1 hour 15 minutes



INSTRUCTIONS TO CANDIDATES

- This insert is for use with Section A.

This document consists of **3** printed pages and **1** blank page.

Bar Chart to show the diameter (km) of nine planets in our solar system.

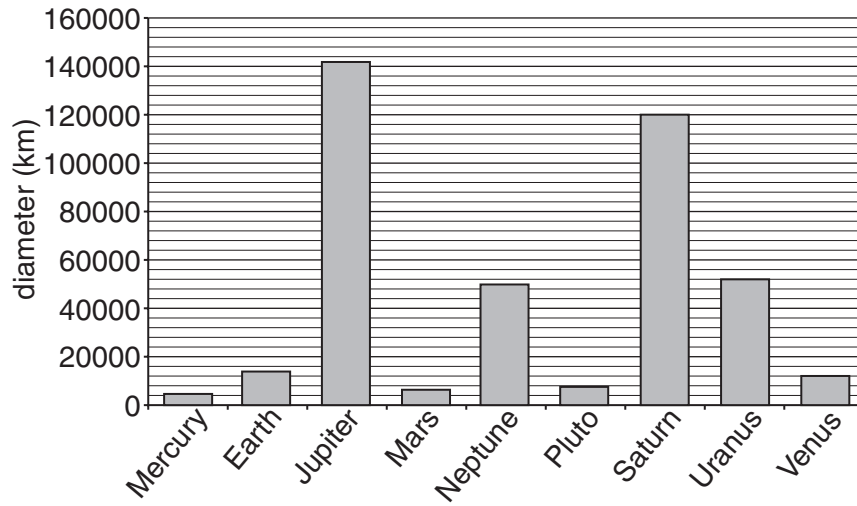


Fig. 2

Line graph to show the diameter (km) of nine planets.

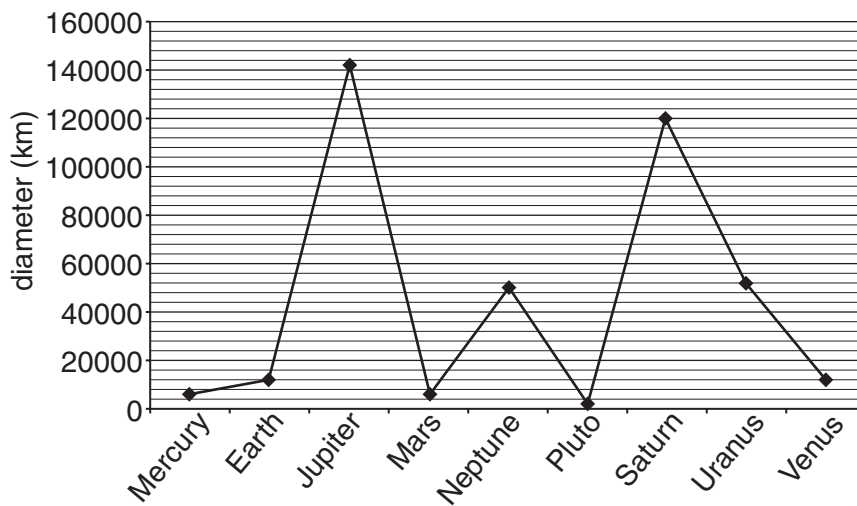


Fig. 3

Pie Chart to show the diameter (in km) of nine planets.

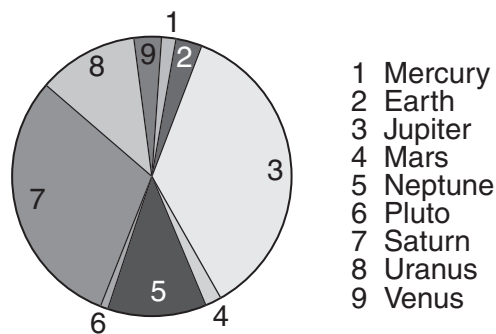


Fig. 4

Permission to reproduce items where third-party owned material protected by copyright is included has been sought and cleared where possible. Every reasonable effort has been made by the publisher (OCR) to trace copyright holders, but if any items requiring clearance have unwittingly been included, the publisher will be pleased to make amends at the earliest possible opportunity.

OCR is part of the Cambridge Assessment Group. Cambridge Assessment is the brand name of University of Cambridge Local Examinations Syndicate (UCLES), which is itself a department of the University of Cambridge.