



ADVANCED SUBSIDIARY GCE


FRENCH

F701 Speaking

ROLE PLAY A

F701

15 MARCH 2009 – 15 MAY 2009



This Candidate's Sheet is to be handed to the candidate 20 minutes in advance.

INSTRUCTIONS TO CANDIDATES

You should use the time available to study the instructions overleaf. You may make notes on this sheet, which you should take into the examination room with you.

When the test begins you will be asked:

- (i) to carry out the task described overleaf
- (ii) to discuss with the examiner a topic or text which you have prepared during the course. The topic must refer to France or a French-speaking country.

You may not use a dictionary.

INFORMATION FOR CANDIDATES

- This document consists of 4 pages. Any blank pages are indicated.

ROLE PLAY A – CANDIDATE’S SHEET

Note to the candidate: You should begin by asking the two questions. The task can then be completed in the order you prefer. You should base your replies on the English text, but sometimes you will need to use your imagination and initiative to react to the examiner’s comments and questions.

La Situation

Vous habitez dans le Yorkshire. Des Français font un séjour chez vous.

La Tâche

Comme ils ont déjà visité les principaux monuments de la région, ils voudraient faire quelque chose de différent cette fois-ci. A l’aide du dépliant, vous discutez des possibilités avec le père/la mère français(e) (l’examineur/examinatrice).

D’abord, il faut vous renseigner sur :

- 1 les sorties qu’ils aimeraient faire cette fois-ci**
- 2 la région où habite la famille en France**

Vous leur proposez de visiter le Musée National de l’Exploitation Minière à Wakefield. Vous donnerez des détails sur :

- la situation du musée
- ce qu’on peut voir et faire au musée
- les visites guidées sous terre
- l’accueil des visiteurs
- les conseils donnés
- les heures d’ouverture et la façon d’obtenir plus de renseignements


Au cours de la conversation vous discuterez aussi :

- des raisons pour lesquelles, à votre avis, les musées sont populaires
- de l’utilisation des animaux dans le monde du travail

À noter :

coal mine = une mine de charbon
pit pony = un cheval de mine

THE NATIONAL COAL MINING MUSEUM FOR ENGLAND



Where are we?

The National Coal Mining Museum is located on the A642, between Wakefield and Huddersfield.


Your visit

Step into the past. Compare the risks faced by early miners with the safety of modern coal mines.

Explore the historic buildings. Try our practical activities.

Pit ponies

See the last ever working ponies, now enjoying their retirement.



Victorian exhibitions

Discover the stories of the women and children who worked in the coal mining industry in the 19th century.

Underground tours

Take a helmet and lamp and descend 140 metres underground for a 1¼ hour tour.



Visitor Centre

Relax with a variety of refreshments in our café and discover a range of gifts in our shop.

Before arrival

We advise suitable clothing and shoes.

Opening hours

10am – 5pm, 7 days a week

For further information

Telephone 01924 848806

**Copyright Information**

OCR is committed to seeking permission to reproduce all third-party content that it uses in its assessment materials. OCR has attempted to identify and contact all copyright holders whose work is used in this paper. To avoid the issue of disclosure of answer-related information to candidates, all copyright acknowledgements are reproduced in the OCR Copyright Acknowledgements Booklet. This is produced for each series of examinations, is given to all schools that receive assessment material and is freely available to download from our public website (www.ocr.org.uk) after the live examination series.

If OCR has unwittingly failed to correctly acknowledge or clear any third-party content in this assessment material, OCR will be happy to correct its mistake at the earliest possible opportunity.

For queries or further information please contact the Copyright Team, First Floor, 9 Hills Road, Cambridge CB2 1PB.

OCR is part of the Cambridge Assessment Group; Cambridge Assessment is the brand name of University of Cambridge Local Examinations Syndicate (UCLES), which is itself a department of the University of Cambridge.



ADVANCED SUBSIDIARY GCE

FRENCH

F701 Speaking

ROLE PLAY B

F701

15 MARCH 2009 – 15 MAY 2009



This Candidate's Sheet is to be handed to the candidate 20 minutes in advance.

INSTRUCTIONS TO CANDIDATES

You should use the time available to study the instructions overleaf. You may make notes on this sheet, which you should take into the examination room with you.

When the test begins you will be asked:

- (i) to carry out the task described overleaf
- (ii) to discuss with the examiner a topic or text which you have prepared during the course. The topic must refer to France or a French-speaking country.

You may not use a dictionary.

INFORMATION FOR CANDIDATES

- This document consists of 4 pages. Any blank pages are indicated.

ROLE PLAY B – CANDIDATE’S SHEET

Note to the candidate: You should begin by asking the two questions. The task can then be completed in the order you prefer. You should base your replies on the English text, but sometimes you will need to use your imagination and initiative to react to the examiner’s comments and questions.

La Situation

Vous êtes en vacances chez des Français.

La Tâche

Comme les parents français vont fêter un anniversaire spécial dans quelques mois, ils voudraient organiser un week-end mémorable. A l’aide d’une page de site internet de l’Hôtel Holt, vous discutez d’un séjour dans cet hôtel avec le père/la mère français(e) (l’examineur/examinatrice).

D’abord, il faut vous renseigner sur :


- 1 l’occasion spéciale qu’ils voudraient célébrer**
- 2 le type d’hébergement préféré**

Vous proposez une visite à l’Hôtel Holt, où vous avez passé quelques jours avec vos parents. Vous donnerez des détails sur :

- l’origine et la situation de l’hôtel
- les attractions locales
- les chambres
- le bar et le restaurant
- la promotion
- le parking et la façon de faire une réservation

Au cours de la conversation vous discuterez aussi :

- des avantages et des inconvénients, à votre avis, d’un hôtel comparé aux autres formes d’hébergement (par exemple, un gîte ou une caravane)
- de la façon dont vous voudriez fêter un anniversaire important

THE HOLT HOTEL

The Holt Hotel dates from the 15th century. It is situated between Oxford and Banbury, on the A4260. Nearby are many local attractions such as the city of Oxford, Blenheim Palace and the Bicester Village shopping centre.

OUR ROOMS

There are 86 bedrooms, each with en-suite bathroom, many with magnificent views.

Each room has colour television, telephone and facilities for making tea and coffee.

We can arrange for flowers, champagne and chocolates to be in your room on your arrival.

BAR AND RESTAURANT

In the bar you can obtain a wide variety of snacks, sandwiches or hot food.

Enjoy Du Vall's restaurant, which has been awarded a rosette for its cuisine. We have an extensive menu and a selection of fine wines.

SPECIAL OFFER

Romantic Weekend Break £199
For 2 nights, half-board

PARKING

We have free parking for 200 cars.

RESERVATIONS

Telephone 01869 340259

**Copyright Information**

OCR is committed to seeking permission to reproduce all third-party content that it uses in its assessment materials. OCR has attempted to identify and contact all copyright holders whose work is used in this paper. To avoid the issue of disclosure of answer-related information to candidates, all copyright acknowledgements are reproduced in the OCR Copyright Acknowledgements Booklet. This is produced for each series of examinations, is given to all schools that receive assessment material and is freely available to download from our public website (www.ocr.org.uk) after the live examination series.

If OCR has unwittingly failed to correctly acknowledge or clear any third-party content in this assessment material, OCR will be happy to correct its mistake at the earliest possible opportunity.

For queries or further information please contact the Copyright Team, First Floor, 9 Hills Road, Cambridge CB2 1PB.

OCR is part of the Cambridge Assessment Group; Cambridge Assessment is the brand name of University of Cambridge Local Examinations Syndicate (UCLES), which is itself a department of the University of Cambridge.



ADVANCED SUBSIDIARY GCE

FRENCH

F701 Speaking

ROLE PLAY C

F701

15 MARCH 2009 – 15 MAY 2009



This Candidate's Sheet is to be handed to the candidate 20 minutes in advance.

INSTRUCTIONS TO CANDIDATES

You should use the time available to study the instructions overleaf. You may make notes on this sheet, which you should take into the examination room with you.

When the test begins you will be asked:

- (i) to carry out the task described overleaf
- (ii) to discuss with the examiner a topic or text which you have prepared during the course. The topic must refer to France or a French-speaking country.

You may not use a dictionary.

INFORMATION FOR CANDIDATES

- This document consists of 4 pages. Any blank pages are indicated.

ROLE PLAY C – CANDIDATE’S SHEET

Note to the candidate: You should begin by asking the two questions. The task can then be completed in the order you prefer. You should base your replies on the English text, but sometimes you will need to use your imagination and initiative to react to the examiner’s comments and questions.

La Situation

Vous habitez à Leeds. Des Français font un séjour chez vous.

La Tâche

Comme c’est leur première visite dans votre région, vous organisez un programme d’excursions. A l’aide du dépliant, vous discutez de la visite d’un château avec le père/la mère de la famille française (l’examineur/examinatrice).

D’abord, il faut vous renseigner sur :

- 1 les régions qu’ils connaissent déjà en Angleterre**
- 2 ce qu’ils aimeraient faire pendant leur visite cette fois-ci**


Vous proposez une visite au château de Ripley, qui se trouve dans le Yorkshire. Vous donnerez des détails sur :

- l’âge et l’importance du château
- ce qu’il y a à voir
- les possibilités d’achats et de restauration
- les heures d’ouverture et les tarifs
- la situation du château
- la façon d’obtenir plus de renseignements

Au cours de la conversation vous discuterez aussi :

- des raisons pour lesquelles, à votre avis, la visite de monuments historiques est intéressante
- de la façon dont, selon vous, on peut encourager le tourisme dans un pays

RIPLEY CASTLE AND GARDENS



An extraordinary castle with 700 years of history.

This is one of Yorkshire's great visitor attractions.

The guided tours take you round the 16th and 18th century parts of the Castle. You can see the famous recipe book handwritten around 1680 and also a collection of Civil War weapons.



You will see portraits of the people who lived here and you will hear their amazing stories.

After your tour, you can stroll around the park and gardens.

Shops and refreshments

The Castle Gift Shop is a fantastic place for gifts and souvenirs, cards and books.

The Castle Tearoom serves lunches, teas and refreshments.

Opening times

Castle and gardens open daily at 9am
First tour 11am

Tariffs

Adults £7, children £4.50

Location

Ripley Castle is situated 3 miles north of Harrogate on the A61.

For further information

Telephone 01423 770152

**Copyright Information**

OCR is committed to seeking permission to reproduce all third-party content that it uses in its assessment materials. OCR has attempted to identify and contact all copyright holders whose work is used in this paper. To avoid the issue of disclosure of answer-related information to candidates, all copyright acknowledgements are reproduced in the OCR Copyright Acknowledgements Booklet. This is produced for each series of examinations, is given to all schools that receive assessment material and is freely available to download from our public website (www.ocr.org.uk) after the live examination series.

If OCR has unwittingly failed to correctly acknowledge or clear any third-party content in this assessment material, OCR will be happy to correct its mistake at the earliest possible opportunity.

For queries or further information please contact the Copyright Team, First Floor, 9 Hills Road, Cambridge CB2 1PB.

OCR is part of the Cambridge Assessment Group; Cambridge Assessment is the brand name of University of Cambridge Local Examinations Syndicate (UCLES), which is itself a department of the University of Cambridge.



ADVANCED SUBSIDIARY GCE

FRENCH

F701 Speaking

ROLE PLAY D

F701

15 MARCH 2009 – 15 MAY 2009



This Candidate's Sheet is to be handed to the candidate 20 minutes in advance.

INSTRUCTIONS TO CANDIDATES

You should use the time available to study the instructions overleaf. You may make notes on this sheet, which you should take into the examination room with you.

When the test begins you will be asked:

- (i) to carry out the task described overleaf
- (ii) to discuss with the examiner a topic or text which you have prepared during the course. The topic must refer to France or a French-speaking country.

You may not use a dictionary.

INFORMATION FOR CANDIDATES

- This document consists of 4 pages. Any blank pages are indicated.

ROLE PLAY D – CANDIDATE’S SHEET

Note to the candidate: You should begin by asking the two questions. The task can then be completed in the order you prefer. You should base your replies on the English text, but sometimes you will need to use your imagination and initiative to react to the examiner’s comments and questions.

La Situation

Vous habitez à Oxford. Des amis français vous rendent visite. Ils viennent d’acheter une maison près de chez vous parce que le père/la mère va travailler en Angleterre.

La Tâche

Le père/la mère français(e) (l’examineur/examinatrice) veut acheter des meubles pour la nouvelle maison. A l’aide du dépliant, vous discutez d’un magasin de meubles avec lui/elle.

D’abord, il faut vous renseigner sur :

- 1 la raison pour laquelle il/elle a acheté la maison**
- 2 ce qu’il/elle voudrait acheter pour la maison**

Vous proposez d’aller au magasin de meubles Lucas, qui se trouve à Aylesbury. Vous donnerez des détails sur :

- la compagnie Lucas
- ce qu’il y a à voir dans le magasin
- les réductions qui sont offertes
- les services pour les clients
- la livraison des meubles
- les heures d’ouverture et la façon d’obtenir plus de renseignements

Au cours de la conversation vous discuterez aussi :

- de ce que vous achèteriez pour meubler une nouvelle maison et des raisons de votre choix
- de ce que vous feriez pour attirer des clients, si vous étiez directeur/directrice d’un grand magasin

À noter :

treasure chest = la malle au trésor

LUCAS**World of Furniture**

Lucas is a family company, established in Aylesbury in 1898.
We are proud of our good service and courtesy.

We have a large collection of modern and traditional furniture
from all over the world. You will be spoilt for choice.

At Reception you will find information about our promotions, including our
“Treasure Chest” with envelopes which contain discounts of up to 50%.

Children’s play area

Games for children are available all week and there is entertainment at weekends.

Facilities

There are customer toilets in the main building and the car park is at the back.

Customers’ bar

The bar is open all week for tea, coffee, soft drinks and snacks.

Delivery

Our delivery charge is £35. We deliver to Oxford on Mondays.

Opening times

9.30am – 5.30pm

For further information

Telephone 01296 486255

**Copyright Information**

OCR is committed to seeking permission to reproduce all third-party content that it uses in its assessment materials. OCR has attempted to identify and contact all copyright holders whose work is used in this paper. To avoid the issue of disclosure of answer-related information to candidates, all copyright acknowledgements are reproduced in the OCR Copyright Acknowledgements Booklet. This is produced for each series of examinations, is given to all schools that receive assessment material and is freely available to download from our public website (www.ocr.org.uk) after the live examination series.

If OCR has unwittingly failed to correctly acknowledge or clear any third-party content in this assessment material, OCR will be happy to correct its mistake at the earliest possible opportunity.

For queries or further information please contact the Copyright Team, First Floor, 9 Hills Road, Cambridge CB2 1PB.

OCR is part of the Cambridge Assessment Group; Cambridge Assessment is the brand name of University of Cambridge Local Examinations Syndicate (UCLES), which is itself a department of the University of Cambridge.



ADVANCED SUBSIDIARY GCE

FRENCH

F701 Speaking

ROLE PLAY E

F701

15 MARCH 2009 – 15 MAY 2009



This Candidate's Sheet is to be handed to the candidate 20 minutes in advance.

INSTRUCTIONS TO CANDIDATES

You should use the time available to study the instructions overleaf. You may make notes on this sheet, which you should take into the examination room with you.

When the test begins you will be asked:

- (i) to carry out the task described overleaf
- (ii) to discuss with the examiner a topic or text which you have prepared during the course. The topic must refer to France or a French-speaking country.

You may not use a dictionary.

INFORMATION FOR CANDIDATES

- This document consists of 4 pages. Any blank pages are indicated.

ROLE PLAY E – CANDIDATE’S SHEET

Note to the candidate: You should begin by asking the two questions. The task can then be completed in the order you prefer. You should base your replies on the English text, but sometimes you will need to use your imagination and initiative to react to the examiner’s comments and questions.

La Situation

Des Français passent une semaine chez vous. Le père/la mère va bientôt être transféré(e) au bureau de sa société à Leeds.

La Tâche

Comme le père/la mère français(e) (l’examineur/examinatrice) va commencer à travailler à Leeds dans quelques mois, il/elle a besoin d’acheter une maison. A l’aide du dépliant, vous discutez des possibilités avec lui/elle.

D’abord, il faut vous renseigner sur :

- 1 le genre de travail qu’il/elle fait**
- 2 le type de maison qu’il/elle voudrait acheter**

Vous proposez une visite au nouveau village de Fountainhead. Vous donnerez des détails sur :

- la situation du village
- ce qu’il y a à voir et à faire à Halifax
- ce qu’il y a à voir et à faire à Leeds et à Bradford
- le sport dans la région
- la maison Wilsden
- les heures d’ouverture et la façon d’obtenir plus de renseignements

Au cours de la conversation vous discuterez aussi :

- de la région où vous voudriez habiter et des raisons de votre choix
- des raisons pour lesquelles, à votre avis, certaines personnes décident d’aller vivre à l’étranger

FOUNTAINHEAD VILLAGE, HALIFAX

Fountainhead Village is an exclusive development on the outskirts of Halifax. The new homes are in an area of outstanding natural beauty with panoramic views.

LOCATION

There are excellent road links to Halifax town centre, Bradford and Leeds.

The town of Halifax is a blend of old and new. Magnificent buildings, which date from Victorian times, have been transformed into café bars, shops and a museum. There is also the Eureka children's museum. Bradford and Leeds are excellent centres for shopping and entertainment, including the National Photographic Museum in Bradford and many other interesting places.

SPORT

The area is proud of its sporting tradition. You can watch rugby, football and cricket and play golf on picturesque courses.

THE PROPERTY

The "Wilsden" house includes dining room, lounge, kitchen, 4 bedrooms and en-suite facilities.

PRICE

£290,000

OPEN: Thursday – Monday 10.30am – 5.30pm

FOR FURTHER INFORMATION

Telephone 01422 361281

**Copyright Information**

OCR is committed to seeking permission to reproduce all third-party content that it uses in its assessment materials. OCR has attempted to identify and contact all copyright holders whose work is used in this paper. To avoid the issue of disclosure of answer-related information to candidates, all copyright acknowledgements are reproduced in the OCR Copyright Acknowledgements Booklet. This is produced for each series of examinations, is given to all schools that receive assessment material and is freely available to download from our public website (www.ocr.org.uk) after the live examination series.

If OCR has unwittingly failed to correctly acknowledge or clear any third-party content in this assessment material, OCR will be happy to correct its mistake at the earliest possible opportunity.

For queries or further information please contact the Copyright Team, First Floor, 9 Hills Road, Cambridge CB2 1PB.

OCR is part of the Cambridge Assessment Group; Cambridge Assessment is the brand name of University of Cambridge Local Examinations Syndicate (UCLES), which is itself a department of the University of Cambridge.



ADVANCED SUBSIDIARY GCE

FRENCH

F701 Speaking

ROLE PLAY F

F701

15 MARCH 2009 – 15 MAY 2009



This Candidate's Sheet is to be handed to the candidate 20 minutes in advance.

INSTRUCTIONS TO CANDIDATES

You should use the time available to study the instructions overleaf. You may make notes on this sheet, which you should take into the examination room with you.

When the test begins you will be asked:

- (i) to carry out the task described overleaf
- (ii) to discuss with the examiner a topic or text which you have prepared during the course. The topic must refer to France or a French-speaking country.

You may not use a dictionary.

INFORMATION FOR CANDIDATES

- This document consists of 4 pages. Any blank pages are indicated.

ROLE PLAY F – CANDIDATE’S SHEET

Note to the candidate: You should begin by asking the two questions. The task can then be completed in the order you prefer. You should base your replies on the English text, but sometimes you will need to use your imagination and initiative to react to the examiner’s comments and questions.

La Situation

Vous faites un séjour chez un(e) correspondant(e) français(e), qui va bientôt terminer ses études au lycée. Il/elle voudrait passer quelque temps à travailler en Angleterre pour améliorer son anglais.

La Tâche

A l’aide du dépliant, vous discutez de la possibilité de travailler en Angleterre avec le père/la mère de votre correspondant(e) (l’examineur/examinatrice).

D’abord, il faut vous renseigner sur :

- 1 le genre de travail que son fils/sa fille préférerait**
- 2 l’expérience professionnelle de son fils/sa fille**

Vous proposez un emploi dans le grand magasin John Lewis à Milton Keynes où vous habitez. Vous donnerez des détails sur :

- les magasins et les articles vendus
- la situation du magasin de Milton Keynes et les heures d’ouverture
- les qualités nécessaires du personnel
- les avantages de travailler à John Lewis
- les emplois disponibles et le salaire
- la façon d’obtenir plus de renseignements

Au cours de la conversation vous discuterez aussi :

- des raisons pour lesquelles, selon vous, beaucoup de jeunes gens choisissent de travailler dans un magasin
- des avantages et des inconvénients, à votre avis, de travailler à l’étranger

JOHN LEWIS

John Lewis is one of the largest retailers in Britain with 26 department stores and 184 Waitrose food stores.

We sell clothes for men and women, electrical goods, IT equipment, furniture, sports goods and many other things.

JOHN LEWIS IN MILTON KEYNES



John Lewis Milton Keynes is located in the Regional Shopping Centre. There is access from the M1 and A5. Free car parking is available outside the store.

Store opening times

8.30am – 6pm (Thursday and Friday 8pm)

Recruitment

We are looking for people who have good communication skills, a friendly personality and the ability to work in a team.

Benefits

- Discount of 12% after three months service
- 4 weeks paid holiday
- Excellent food at reasonable prices in the dining room
- Leisure and sports clubs

Vacancies

- Temporary sales assistants, Salary £5.90 – £8.15 an hour

For further information

Telephone 01908 679171

**Copyright Information**

OCR is committed to seeking permission to reproduce all third-party content that it uses in its assessment materials. OCR has attempted to identify and contact all copyright holders whose work is used in this paper. To avoid the issue of disclosure of answer-related information to candidates, all copyright acknowledgements are reproduced in the OCR Copyright Acknowledgements Booklet. This is produced for each series of examinations, is given to all schools that receive assessment material and is freely available to download from our public website (www.ocr.org.uk) after the live examination series.

If OCR has unwittingly failed to correctly acknowledge or clear any third-party content in this assessment material, OCR will be happy to correct its mistake at the earliest possible opportunity.

For queries or further information please contact the Copyright Team, First Floor, 9 Hills Road, Cambridge CB2 1PB.

OCR is part of the Cambridge Assessment Group; Cambridge Assessment is the brand name of University of Cambridge Local Examinations Syndicate (UCLES), which is itself a department of the University of Cambridge.