



# **GCE MARKING SCHEME**

## **ELECTRONICS AS/Advanced**

**JANUARY 2014**

## **INTRODUCTION**

The marking schemes which follow were those used by WJEC for the January 2014 examination in GCE ELECTRONICS. They were finalised after detailed discussion at examiners' conferences by all the examiners involved in the assessment. The conferences were held shortly after the papers were taken so that reference could be made to the full range of candidates' responses, with photocopied scripts forming the basis of discussion. The aim of the conferences was to ensure that the marking schemes were interpreted and applied in the same way by all examiners.

It is hoped that this information will be of assistance to centres but it is recognised at the same time that, without the benefit of participation in the examiners' conferences, teachers may have different views on certain matters of detail or interpretation.

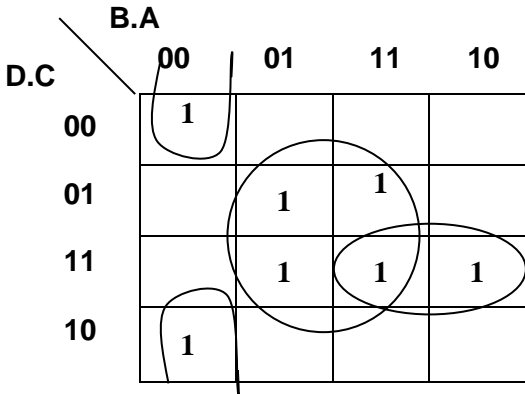
WJEC regrets that it cannot enter into any discussion or correspondence about these marking schemes.

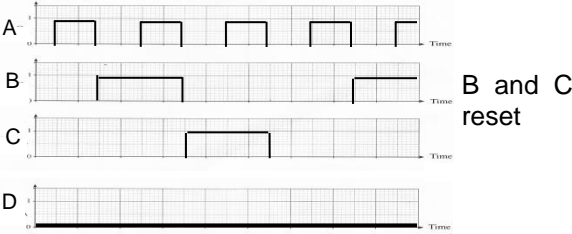
	<b>Page</b>
ET1	1
ET4	6

## ET1

Question			Marking details	Marks Available
1	(a)	(i)	AND gate	1
		(ii)	NOR gate	1
	(b)	(i)	EXOR	1
		(ii)	Correct symbol for EXOR gate <b>ecf</b> from (i)	1
			<b>[4]</b>	
2	(a)		$L = \overline{\overline{A + B}} \quad \text{or} \quad \overline{A} \cdot \overline{B} \quad (1)$ $M = \overline{\overline{B \cdot C}} \quad \text{or} \quad \overline{B} + C \quad (1)$	3
			$Q = \overline{A} \cdot \overline{B} + \overline{B} \cdot C \quad \text{or} \quad \overline{\overline{A + B}} + \overline{B} \cdot C \quad (1)$ need dot between first A and B	
	(b)	(i)	Correct replacement NOT and AND by NAND ( <b>both required</b> ) (1) Correct replacement NOR by NAND (1) Correct replacement OR by NAND (1)	3
		(ii)	Two <u>correct</u> redundancies <i>clearly</i> identified	2
				<b>[8]</b>

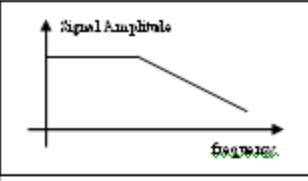

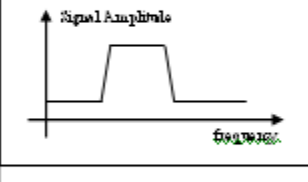
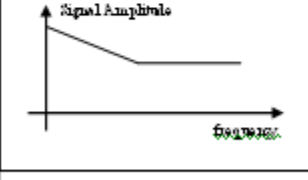
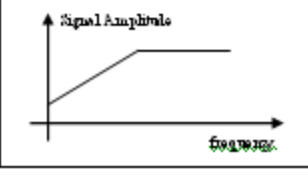
Question		Marking details	Marks Available																																				
3.	(a)	<table border="1"> <thead> <tr> <th>Wiper switch C</th> <th>Moisture sensor B</th> <th>Ignition Switch A</th> <th>Wiper motor Q</th> </tr> </thead> <tbody> <tr><td>0</td><td>0</td><td>0</td><td><b>0</b></td></tr> <tr><td>0</td><td>0</td><td>1</td><td><b>0</b></td></tr> <tr><td>0</td><td>1</td><td>0</td><td><b>0</b></td></tr> <tr><td>0</td><td>1</td><td>1</td><td><b>1</b></td></tr> <tr><td>1</td><td>0</td><td>0</td><td><b>0</b></td></tr> <tr><td>1</td><td>0</td><td>1</td><td><b>1</b></td></tr> <tr><td>1</td><td>1</td><td>0</td><td><b>0</b></td></tr> <tr><td>1</td><td>1</td><td>1</td><td><b>1</b></td></tr> </tbody> </table> <p>Column Q completely correct</p>	Wiper switch C	Moisture sensor B	Ignition Switch A	Wiper motor Q	0	0	0	<b>0</b>	0	0	1	<b>0</b>	0	1	0	<b>0</b>	0	1	1	<b>1</b>	1	0	0	<b>0</b>	1	0	1	<b>1</b>	1	1	0	<b>0</b>	1	1	1	<b>1</b>	1
	Wiper switch C	Moisture sensor B	Ignition Switch A	Wiper motor Q																																			
	0	0	0	<b>0</b>																																			
0	0	1	<b>0</b>																																				
0	1	0	<b>0</b>																																				
0	1	1	<b>1</b>																																				
1	0	0	<b>0</b>																																				
1	0	1	<b>1</b>																																				
1	1	0	<b>0</b>																																				
1	1	1	<b>1</b>																																				
(b)	$Q = \bar{C}.B.A. + C.\bar{B}.A + C.B.A$ <p>Q completely correct = 2 marks (one mistake = 1 mark); <b>ecf</b> table (allow simplifications)</p>	2																																					
(c)	<p>Multiplexer connections correct.  D<sub>3</sub>, D<sub>5</sub> and D<sub>7</sub> to 5V  D<sub>0</sub>, D<sub>1</sub>, D<sub>2</sub>, D<sub>4</sub> and D<sub>6</sub> to 0V</p>	1																																					
			<b>[4]</b>																																				

Question			Marking details	Marks Available
4	(a)	(i)	$A + 1 = 1$	1
		(ii)	$\bar{C}.D + C = C + D$	1
	(b)	 <p>Correct map and minimum groups clearly identified</p> <p><math>Q = C.A + \bar{C}.\bar{B}.\bar{A} + D.C.B</math> 1 mark each correct term (<b>ecf</b> map 3 max)</p> <p>Correct Boolean algebra solution = 4 marks</p> <p> <math>Q = \overline{\overline{(A + \bar{B})} + \bar{B}}</math>      OR      <math>\overline{\overline{(A.B)} + \bar{B}}</math>  <math>Q = \overline{\overline{(A + \bar{B})} . B}</math>      <math>\overline{(A + \bar{B}) . B}</math>  <math>Q = (A + \bar{B}) . B</math>      <math>A.B + \bar{B}.B</math>  <math>Q = A.B + \bar{B}.B</math>      <math>A.B</math>  <math>Q = A.B</math> </p> <p>Answer must be consistent with working</p>	1 3 3	
(c)			3	
				[9]

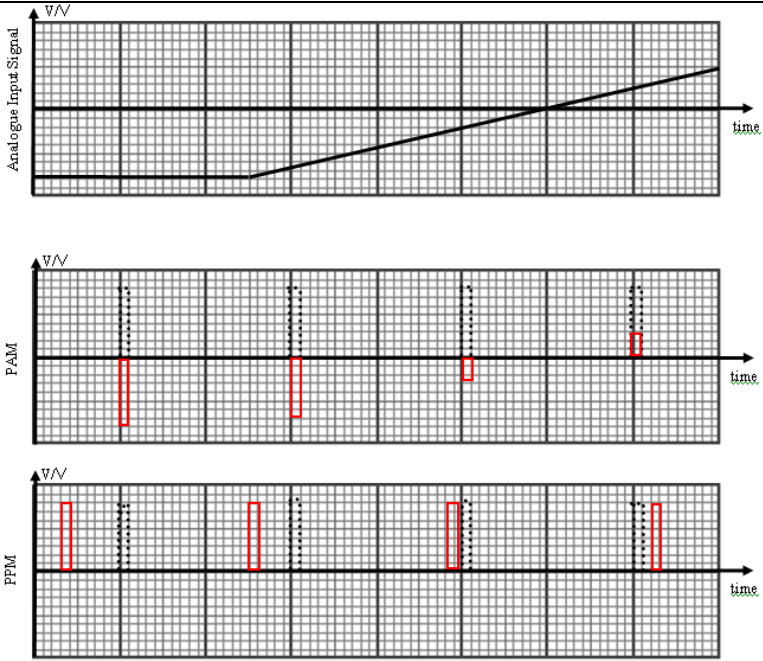
Question		Marking details	Marks Available
5	(a)	Resistor and switch across power rails and centre connected to clock. (1) Correct orientation of components (1)	2
	(b)	$\overline{Q} = 0$	1
	(c)	(i) $Q = 1$ (ii) $H = \text{OFF}$ $T = \text{ON}$ Both answers needed	1 1
	(d)	High enough frequency <b>to make it random</b> /unpredictable/ impossible to cheat (owtte)	1
			[6]
6.	(a)	Time taken for the <b>output</b> to respond to a <b>change in input</b> signal.	1
	(b)	<ul style="list-style-type: none"> <li>▪ B starts at logic 1 (1)</li> <li>▪ B goes to logic 0 at 45 ns (1)</li> <li>▪ C is 30 ns notch (1)</li> <li>▪ C notch between 25 and 55 ns (1)</li> <li>▪ Q inverted C [pulse] shifted by 10 ns (1)</li> </ul>	5
			[6]
7.	(a)	5	1
	(b)	 <p>One mark for each correct output B and C. D must have the line drawn in</p>	2 1
			[4]

Question		Marking details	Marks Available
8.	(a)	Feedback resistor between output and inverting input (1) Non-inverting input connected to sensor. (1) Resistor between inverting input and 0V (1)	3
	(b)	<ul style="list-style-type: none"> <li>▪ Suitable scales chosen (1)</li> <li>▪ All points correctly plotted (1)</li> <li>▪ Suitable lines drawn (diagonal and horizontal lines meeting at a sharp angle, not curved) (1)</li> </ul>	3
	(c)	(i) 8.8 V	1
		(ii) $5.0 \pm 0.1$ V	1
(iii) $7.3 \pm 0.1$ kg for extrapolation to 8.8 V saturation (allow 7.0 as last data point given)		1	
(d)	(i) $5 \times 30 = 150$ mV	1	
	(ii) $\frac{6.0}{0.15}$ (1) = $40 \pm 1$ (1) {using $6.0 \pm 0.1$ V}	2	
			[12]
9.	(a)	(i) $\frac{300}{5} = -60$ (minus sign needed)	1
		(ii) $R_F$ and $R_{IN}$ in ratio 60:1 (1) Both resistors 1 k $\Omega$ or greater (1)	2
	(b)	$\frac{3.2 \times 10^6}{40}$ (1) 80 k[Hz] ; 0.08 M[Hz] ; 80 000 (1)	2
(c)	time = $\frac{30}{6.25}$ (1) 4.8 $\mu$ s (1)	2	
			[7]

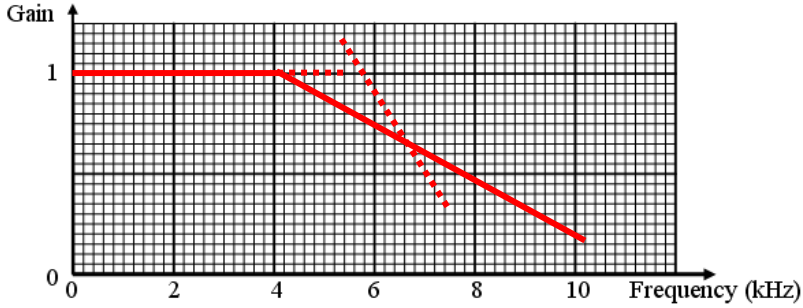
ET4

Question	Marking details		Marks Available
1.	<p>Name of Filter</p> <div style="display: flex; flex-direction: column; align-items: center; gap: 10px;"> <div style="border: 1px solid black; padding: 2px 5px;">Band Pass Filter</div> <div style="border: 1px solid black; padding: 2px 5px;">Low Pass Filter</div> <div style="border: 1px solid black; padding: 2px 5px;">High Pass Filter</div> </div>	<p>Filter Characteristic</p> <div style="display: flex; flex-direction: column; align-items: center; gap: 10px;">      </div> <p style="text-align: center;">1 mark per correct link 2 or more links per box = -1</p>	3
			[3]



Question		Marking details	Marks Available
2.	(a)	False False True True	1 1 1 1
	(b)	(i) $\beta = \frac{\Delta f_c}{f_i} = \frac{90}{18} = 5$ <p style="text-align: right;">Correct formula / substitution (1) Answer (1)</p> (ii) $\text{bandwidth} = 2(\Delta f_c + f_i) = 2(90 + 18) = 216\text{kHz}$ <p style="text-align: center;"><i>or</i></p> $\text{bandwidth} = 2(1 + \beta) f_i = 2(1 + 5) \times 18 = 216\text{kHz}$ <p style="text-align: right;">Correct formula / substitution (1) Answer (1)</p>	2 2 <b>[8]</b>
3.		 <p>(i)</p> <p>(ii)</p> <p style="text-align: center;">Correct interpretation of modulation technique – 2 x 1 mark Accurate and consistent interpretation – 2 x 1 mark</p>	2 2 <b>[4]</b>

Question		Marking details	Marks Available
4.	(a)		
	(i)	<b>S</b> label correct	1
	(ii)	<b>M</b> label correct	1
	(iii)	<b>P and Q</b> labels correct (either order) Any label on diode = -1	1
	(b)	(i) Full AM wave with presence of carrier.	1
		(ii) Rectified AM wave, i.e. audio signal only.	1
	(c)	$f_{o(max)} = \frac{1}{2\pi\sqrt{LC}}$ $= \frac{1}{2\pi\sqrt{4.7 \times 10^{-3} \times 10 \times 10^{-12}}} = 734127\text{Hz} \approx 734\text{kHz}$ <p>Correct substitution of correct L and C values = 1 mark Correct calculation of highest frequency = 1 mark</p> <p>Statement that 909 kHz is outside the range of frequencies accessible by this tuning circuit and therefore Radio 5 Live could not be received.</p> <p>Or</p> $C = \frac{1}{4\pi^2 f_o^2 L}$ $= \frac{1}{4\pi^2 \times 909000^2 \times 3.3 \times 10^{-3}} = 6.52 \times 10^{-12} \approx 6.5\text{pF}$ <p>This is outside the range 10-250 pF so Radio 5 Live can not be received.</p>	1 or 2
			1
			Or
			2
			1
			[8]

Question		Marking details	Marks Available
5.	(a)	Low Pass Filter	1
	(b)	$X_c = \frac{1}{2\pi fC}$ $= \frac{1}{2\pi \times 100 \times 47 \times 10^{-9}}$ $= 33863\Omega$	substitution <b>and</b> multipliers 1 correct answer 1
	(c)	338.63 $\Omega$ or (b) $\div$ 100.	1
	(d)	$f_b = \frac{1}{2\pi RC}$ $f_b = \frac{1}{2 \times \pi \times 560 \times 47 \times 10^{-9}}$ $f_b = 6.046\text{kHz}$	substitution <b>and</b> multipliers 1 correct answer 1
	(e)		1 1
		Shape consistent with (a) Break frequency consistent at 70% point with (d) (6 kHz)	1 1
			[8]

Question		Marking details	Marks Available
6.	(a)	$\frac{-14 - V_{IN}}{55} = \frac{-14 - 1}{33}$ $-14 - V_{IN} = \frac{-15 \times 55}{33}$ $-14 - V_{IN} = -25$ $V_{IN} = -14 + 25$ $V_{IN} = +11V$	<p>correct formula / substitution 1</p> <p>correct answer 1</p>
	(b)	$\frac{14 - V_{IN}}{55} = \frac{14 - 1}{33}$ $14 - V_{IN} = \frac{13 \times 55}{33}$ $14 - V_{IN} = 21.67$ $V_{IN} = 14 - 21.67$ $V_{IN} = -7.67V$	<p>correct formula / substitution 1</p> <p>correct answer 1</p>
	(c)	Regenerate a digital signal / Remove noise from signal / Return to original digital signal.	1
			<b>[5]</b>

Question		Marking details	Marks Available
7.		<div style="display: flex; flex-direction: column; align-items: center;"> <div style="display: flex; align-items: center; margin-bottom: 10px;"> <span style="margin-right: 10px;">(i)</span> </div> <div style="display: flex; align-items: center; margin-bottom: 10px;"> <span style="margin-right: 10px;">(ii)</span> </div> </div> <p style="text-align: right; margin-top: 20px;">1 mark per correct output.</p>	<p>1</p> <p>1</p> <p>1</p> <p>1</p> <p>1</p> <p>1</p> <p>1</p>
			<b>[6]</b>

Question		Marking details	Marks Available																								
8.	(a)	<table border="1"> <tr> <td>D<sub>7</sub></td><td>D<sub>6</sub></td><td>D<sub>5</sub></td><td>D<sub>4</sub></td><td>D<sub>3</sub></td><td>D<sub>2</sub></td><td>D<sub>1</sub></td><td>D<sub>0</sub></td><td>P<sub>3</sub></td><td>P<sub>2</sub></td><td>P<sub>1</sub></td><td>P<sub>0</sub></td> </tr> <tr> <td>1</td><td>0</td><td>1</td><td>0</td><td>0</td><td>1</td><td>0</td><td>0</td><td>0</td><td>1</td><td>0</td><td>1</td> </tr> </table>	D <sub>7</sub>	D <sub>6</sub>	D <sub>5</sub>	D <sub>4</sub>	D <sub>3</sub>	D <sub>2</sub>	D <sub>1</sub>	D <sub>0</sub>	P <sub>3</sub>	P <sub>2</sub>	P <sub>1</sub>	P <sub>0</sub>	1	0	1	0	0	1	0	0	0	1	0	1	
		D <sub>7</sub>	D <sub>6</sub>	D <sub>5</sub>	D <sub>4</sub>	D <sub>3</sub>	D <sub>2</sub>	D <sub>1</sub>	D <sub>0</sub>	P <sub>3</sub>	P <sub>2</sub>	P <sub>1</sub>	P <sub>0</sub>														
	1	0	1	0	0	1	0	0	0	1	0	1															
		<p>4 correct (even parity) 2</p> <p>4 correct (odd parity) 1</p> <p>Any error 0</p>																									
(b)	(i) P <sub>1</sub> and P <sub>2</sub> fail	1																									
	(ii)	<table border="1"> <tr> <td>D<sub>7</sub></td><td>D<sub>6</sub></td><td>D<sub>5</sub></td><td>D<sub>4</sub></td><td>D<sub>3</sub></td><td>D<sub>2</sub></td><td>D<sub>1</sub></td><td>D<sub>0</sub></td><td>P<sub>3</sub></td><td>P<sub>2</sub></td><td>P<sub>1</sub></td><td>P<sub>0</sub></td> </tr> <tr> <td>0</td><td>1</td><td>1</td><td>0</td><td>1</td><td>1</td><td>0</td><td>1</td><td>1</td><td>0</td><td>0</td><td>1</td> </tr> </table>	D <sub>7</sub>	D <sub>6</sub>	D <sub>5</sub>	D <sub>4</sub>	D <sub>3</sub>	D <sub>2</sub>	D <sub>1</sub>	D <sub>0</sub>	P <sub>3</sub>	P <sub>2</sub>	P <sub>1</sub>	P <sub>0</sub>	0	1	1	0	1	1	0	1	1	0	0	1	1
D <sub>7</sub>	D <sub>6</sub>	D <sub>5</sub>	D <sub>4</sub>	D <sub>3</sub>	D <sub>2</sub>	D <sub>1</sub>	D <sub>0</sub>	P <sub>3</sub>	P <sub>2</sub>	P <sub>1</sub>	P <sub>0</sub>																
0	1	1	0	1	1	0	1	1	0	0	1																
(c)	(i)	Only parity bit P <sub>0</sub> fails (1), and this is linked to Data Bit D <sub>3</sub> . As D <sub>3</sub> is not linked with any other parity bit, it is impossible to say whether it is P <sub>0</sub> or D <sub>3</sub> that is incorrect. (1)	2																								
	(ii)	Indication that more parity bits are needed (1) Indication that an extra parity bit is generated using D <sub>2</sub> , D <sub>3</sub> , D <sub>6</sub> and D <sub>7</sub> (1)	2																								
			<b>[8]</b>																								



WJEC  
245 Western Avenue  
Cardiff CF5 2YX  
Tel No 029 2026 5000  
Fax 029 2057 5994  
E-mail: [exams@wjec.co.uk](mailto:exams@wjec.co.uk)  
website: [www.wjec.co.uk](http://www.wjec.co.uk)