

Candidate forename		Candidate surname	
-------------------------------	--	------------------------------	--

Centre number						Candidate number				
--------------------------	--	--	--	--	--	-----------------------------	--	--	--	--

**OXFORD CAMBRIDGE AND RSA EXAMINATIONS
ADVANCED SUBSIDIARY GCE**

F452

COMPUTING

Programming Techniques and Logical Methods

FRIDAY 21 JANUARY 2011: Morning

DURATION: 1 hour 30 minutes

SUITABLE FOR VISUALLY IMPAIRED CANDIDATES

Candidates answer on the question paper.

OCR SUPPLIED MATERIALS:

None

OTHER MATERIALS REQUIRED:

None

READ INSTRUCTIONS OVERLEAF

INSTRUCTIONS TO CANDIDATES

- **Write your name, centre number and candidate number in the boxes on the first page. Please write clearly and in capital letters.**
- **Use black ink. Pencil may be used for graphs and diagrams only.**
- **Read each question carefully. Make sure you know what you have to do before starting your answer.**
- **Write your answer to each question in the space provided. Additional paper may be used if necessary but you must clearly show your candidate number, centre number and question number(s).**
- **Answer ALL the questions.**

INFORMATION FOR CANDIDATES

- **The number of marks is given in brackets [] at the end of each question or part question.**
- **The total number of marks for this paper is 100.**

BLANK PAGE

- 1 The Anytown Bus Company uses a computer program to calculate the bus fares of journeys and to print bus tickets.

The program uses an array called BusStop to store the names of all the stops in the order of travel. The beginning of the array for a particular route is shown below.

High St
Station Rd
Green La
Avenue
New St
Kingsway

- (a) The value of BusStop(1) is High St.

State the value of BusStop(4).

_____ [1]

(b) When the program is used, the driver enters the name of a stop. The program needs a function which will return the position of that stop in the array BusStop.

(i) State the position which should be returned if the name entered is Kingsway.

_____ [1]

(ii) Describe how a serial search can be used to determine the position when the name of a stop is entered.

_____ [5]

(c) The program uses variables to store the following data.

For each variable, state the most suitable data type and give a reason for your choice.

(i) RouteNumber (the number of the bus route. e.g. 65, 5A or N93)

Data Type _____

Reason _____

_____ [2]

(ii) Fare (the cost of the journey in pounds e.g. 0.40)

Data Type _____

Reason _____

_____ [2]

(iii) TicketType (the word CHILD, ADULT or PENSIONER)

Data Type _____

Reason _____

_____ [2]

(iv) Destination (the position of the destination of the journey in the array BusStop)

Data Type _____

Reason _____

_____ [2]

(d) To calculate the fare, the program uses the following function.

```
01 FUNCTION CalculateFare(Start,
    Destination, Type)
02     CONSTANT PensionerMax = 0.50
03     Distance = Destination - Start
04     Fare = Distance * 0.20
05     IF Type = "CHILD" THEN
06         Fare = Fare / 2
07     END IF
08     IF Type = "PENSIONER" AND Fare
        > PensionerMax
09         Fare = PensionerMax
10     END IF
11     RETURN Fare
12 END FUNCTION
```

Use the function to calculate the fare for the following journeys.

You must show your working.

(i) An adult going from High St to Avenue.
(Start = 1, Destination = 4, Type = ADULT)

[3]

(e) The function declares and uses the constant PensionerMax.

(i) State TWO advantages of declaring and using this constant.

[2]

(ii) Identify ONE other value in the code for which a constant could be used, and state a suitable name for this constant.

Value _____

Suitable name _____ [2]

(f) All tickets have three lines of 15 characters. Each line is formatted into a single string and then printed.

An example ticket is shown below.

R	O	U	T	E		N	9	3						
A	V	E	N	U	E		-	K	I	N	G	S	W	A
A	D	U	L	T						£	0	.	4	0

- (i) The first line contains the word **ROUTE** followed by a space followed by the value of **RouteNumber**.

Using string manipulation operations in a high level language you have studied, show how the line can be formatted into a single string.

[2]

- (ii) In the second line the names of the stops are printed using 7 characters each. If a name is shorter than 7 characters, spaces are added. If a name is longer than 7 characters, any extra characters are removed.

Show how string manipulation functions can be used to format **THE NAME OF A STOP** for printing.

You do not need to format the whole line.

[3]

BLANK PAGE

2 Sanchez is a student doing his A-Level Computing project. He is working with a recruiting agency which specialises in local part-time jobs for students.

(a) The agency wants a program which will allow the user to

- add details of a student to a file,**
- add details of a job to another file,**
- match students with jobs.**

Sanchez decides to produce a top-down design for the program. Part of this design is shown in the structure diagram on the next page.

Write the letters A, B, C and D in the blank boxes to show the most appropriate location for the following modules.

A = Add new job

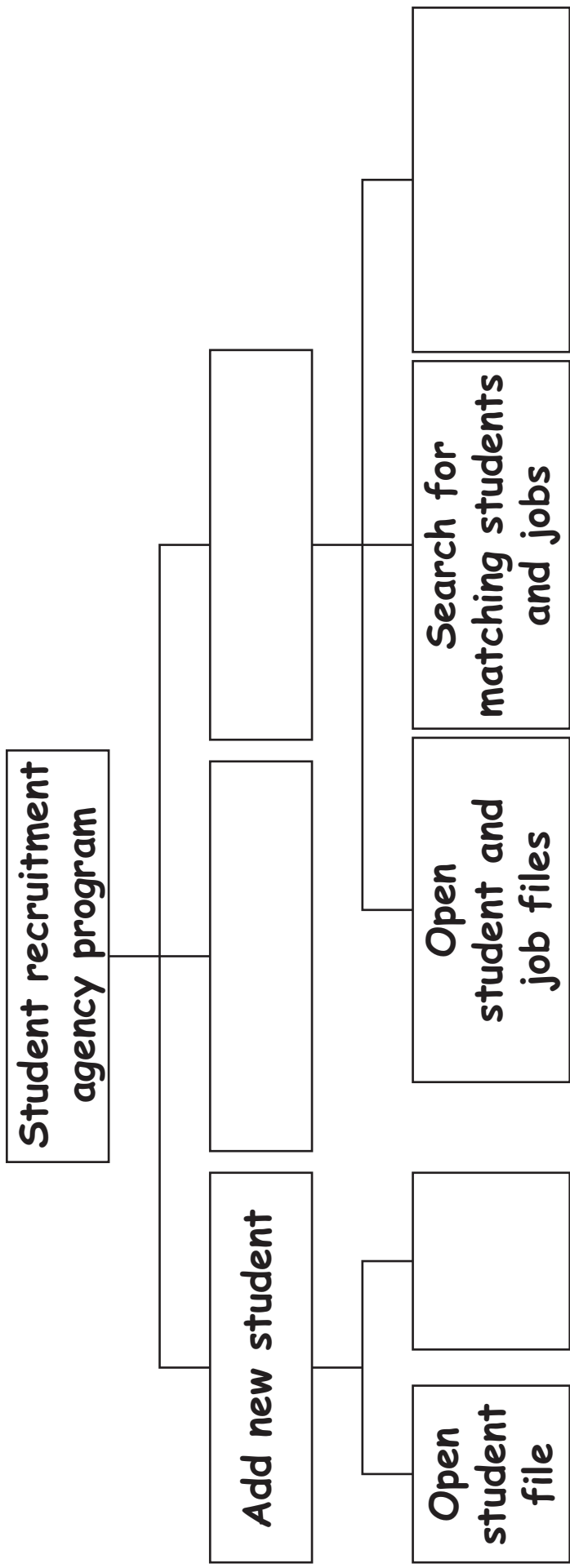
B = Append student record

C = Match students to jobs

D = Print report of matches

[4]


Recruitment agency program structure diagram



(b) When a student registers with the agency for part-time work, they must fill in a form giving the following information.

- **Name**
- **Date of birth**
- **Mobile telephone number**
- **Whether they have a full driving licence**

In the space below, or on your word processor if you are using one, design the layout of a data capture form the student would complete.



[8]

BLANK PAGE

3 The design for a computer program contains the following algorithm shown in pseudo-code.

```
01 INPUT A
02 INPUT B
03 C = 0
04 IF A = B THEN
05     B = 1
06 ELSE
07     WHILE B > A
08         B = B - A
09         C = C + 1
10     END WHILE
11     A = B
12 END IF
```

(a) Define the following terms. For each, give an example from the algorithm.

(i) Statement

[2]

(ii) Selection

[2]

(b) Explain how nesting has been used in the algorithm above. You should refer to line numbers in your answer.

[3]

(c) Good program writing techniques make pseudo-code easier to follow.

(i) Explain ONE technique used in the pseudo-code on the previous page to make it easier to follow.

[2]

(ii) Explain ONE technique NOT USED in the pseudo-code on the previous page, which could make it easier to follow.

[2]

(d) Explain the difference between the use of $A=B$ on line 4 and line 11, by referring to the type of operation.

[4]

(e) Explain why line 03 is needed in this algorithm.

[2]

Here is a copy of the algorithm shown at the beginning of this question.

```
01 INPUT A
02 INPUT B
03 C = 0
04 IF A = B THEN
05     B = 1
06 ELSE
07     WHILE B > A
08         B = B - A
09         C = C + 1
10     END WHILE
11     A = B
12 END IF
```

The algorithm is tested with the inputs 2, 5.

The path of execution is:

**01, 02, 03, 04(FALSE), 06, 07(TRUE), 08, 09, 10,
07(TRUE), 08, 09, 10, 07(FALSE), 11, 12**

The final values of the variables A, B and C are:

A = 1 B = 1 C = 2

(g) For the following sets of inputs state the path of execution. If line 04 or line 07 is executed, you should state whether the condition is TRUE or FALSE. Also state the final values of A, B and C.

(i) 10, 10

Path of execution:

Final values:

A = _____ B = _____

C = _____

[4]

(ii) 4, 6

Path of execution:

Final values:

A = _____ **B =** _____
C = _____

[5]

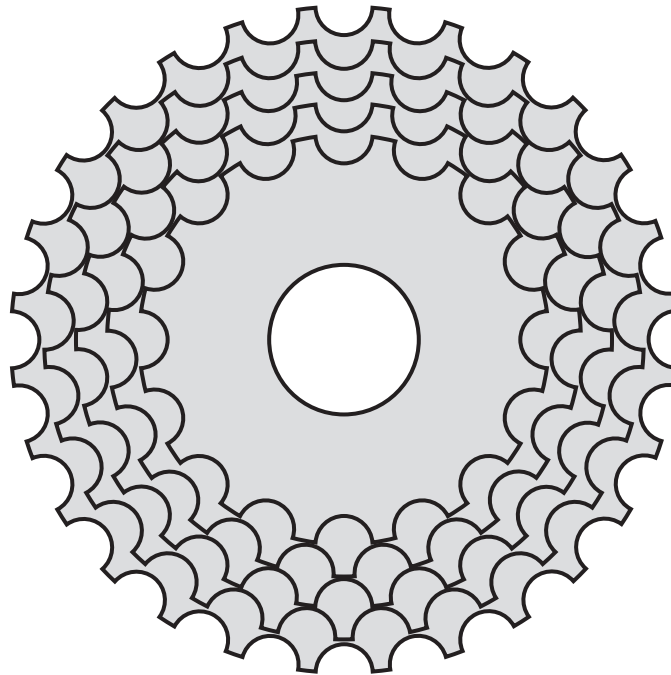
(h) Describe the set of input data which will produce the following path of execution using an example.

01, 02, 03, 04(FALSE), 06, 07(FALSE), 11, 12

Description: _____

Example: _____ [2]

- 4 The gears on the back wheel of a bicycle contain up to 8 rings with decreasing numbers of teeth.**



A computer program in a bicycle repair shop allows the user to input the number of teeth on each ring into an array called Ring using the method described below.

- **The user inputs the number of rings between 1 and 8.**
- **The user then inputs the number of teeth on each ring, starting with the largest.**
- **The program checks that each number of teeth input is smaller than the previous number.**
- **The program stores the number of teeth on the first ring into the array Ring as Ring(1), the number of teeth on the second ring as Ring(2) and so on.**
- **If there are fewer than 8 rings, any unused elements of the array Ring are set to 0.**

BLANK PAGE

Copyright Information

OCR is committed to seeking permission to reproduce all third-party content that it uses in its assessment materials. OCR has attempted to identify and contact all copyright holders whose work is used in this paper. To avoid the issue of disclosure of answer-related information to candidates, all copyright acknowledgements are reproduced in the OCR Copyright Acknowledgements Booklet. This is produced for each series of examinations and is freely available to download from our public website (www.ocr.org.uk) after the live examination series.

If OCR has unwittingly failed to correctly acknowledge or clear any third-party content in this assessment material, OCR will be happy to correct its mistake at the earliest possible opportunity.

For queries or further information please contact the Copyright Team, First Floor, 9 Hills Road, Cambridge CB2 1GE.

OCR is part of the Cambridge Assessment Group; Cambridge Assessment is the brand name of University of Cambridge Local Examinations Syndicate (UCLES), which is itself a department of the University of Cambridge.