

<b>Candidate Forename</b>		<b>Candidate Surname</b>	
-------------------------------	--	------------------------------	--

<b>Centre Number</b>						<b>Candidate Number</b>				
--------------------------	--	--	--	--	--	-----------------------------	--	--	--	--

**OXFORD CAMBRIDGE AND RSA EXAMINATIONS  
ADVANCED GCE**

**F215**

**BIOLOGY**

**Control, Genomes and Environment**

**WEDNESDAY 16 JUNE 2010: Morning**

**DURATION: 1 hour 45 minutes**

**SUITABLE FOR VISUALLY IMPAIRED CANDIDATES**

**Candidates answer on the Question Paper**

**OCR SUPPLIED MATERIALS:**

**Insert (inserted)**

**OTHER MATERIALS REQUIRED:**

**Electronic calculator**


**Ruler (cm/mm)**

**READ INSTRUCTIONS OVERLEAF**

## **INSTRUCTIONS TO CANDIDATES**

- Write your name clearly in capital letters, your Centre Number and Candidate Number in the boxes on the first page.
- Use black ink. Pencil may be used for graphs and diagrams only.
- Read each question carefully and make sure that you know what you have to do before starting your answer.
- Answer ALL the questions.
- Write your answer to each question in the space provided. If additional space is required, you should use the lined page at the end of this booklet. The question number(s) must be clearly shown.

## **INFORMATION FOR CANDIDATES**

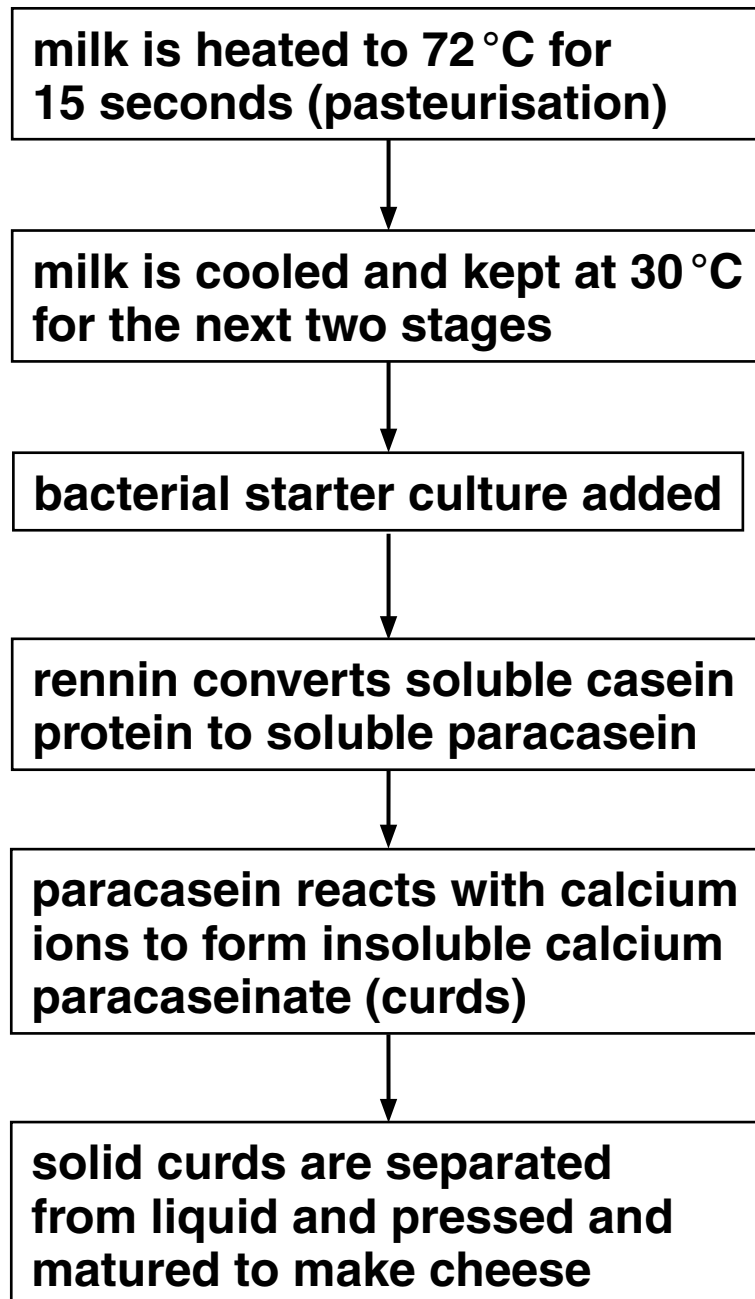
- The number of marks is given in brackets [ ] at the end of each question or part question.
- The total number of marks for this paper is 100.
-  Where you see this icon you will be awarded marks for the quality of written communication in your answer.
- You may use an electronic calculator.
- You are advised to show all the steps in any calculations.

**BLANK PAGE**

**QUESTION 1 STARTS ON PAGE 4**

**Answer ALL the questions.**

- 1 Fig. 1.1 is a flow diagram showing the main stages involved in making cheese. The starting material is milk, which contains the protein, casein.**



**FIG. 1.1**

**(a) (i) Explain why making cheese can be described as a biotechnological process.**

---

---

---

---

[2]

**(ii) Suggest TWO benefits of the pasteurisation stage.**

---

---

---

---

[2]

- (b) (i) Rennin is a protein that can be obtained from the stomach lining of calves. It is used in the cheese-making process in the ratio one part rennin to 10 000 parts milk.

Suggest what type of protein rennin is AND explain how a very small quantity of rennin is able to convert a large quantity of milk.

---

---

---

---

---

---

---

---

[3]

- (ii) Rennin could, in theory, be immobilised for use in cheese-making.

List TWO potential advantages of this.

1 \_\_\_\_\_

2 \_\_\_\_\_ [2]





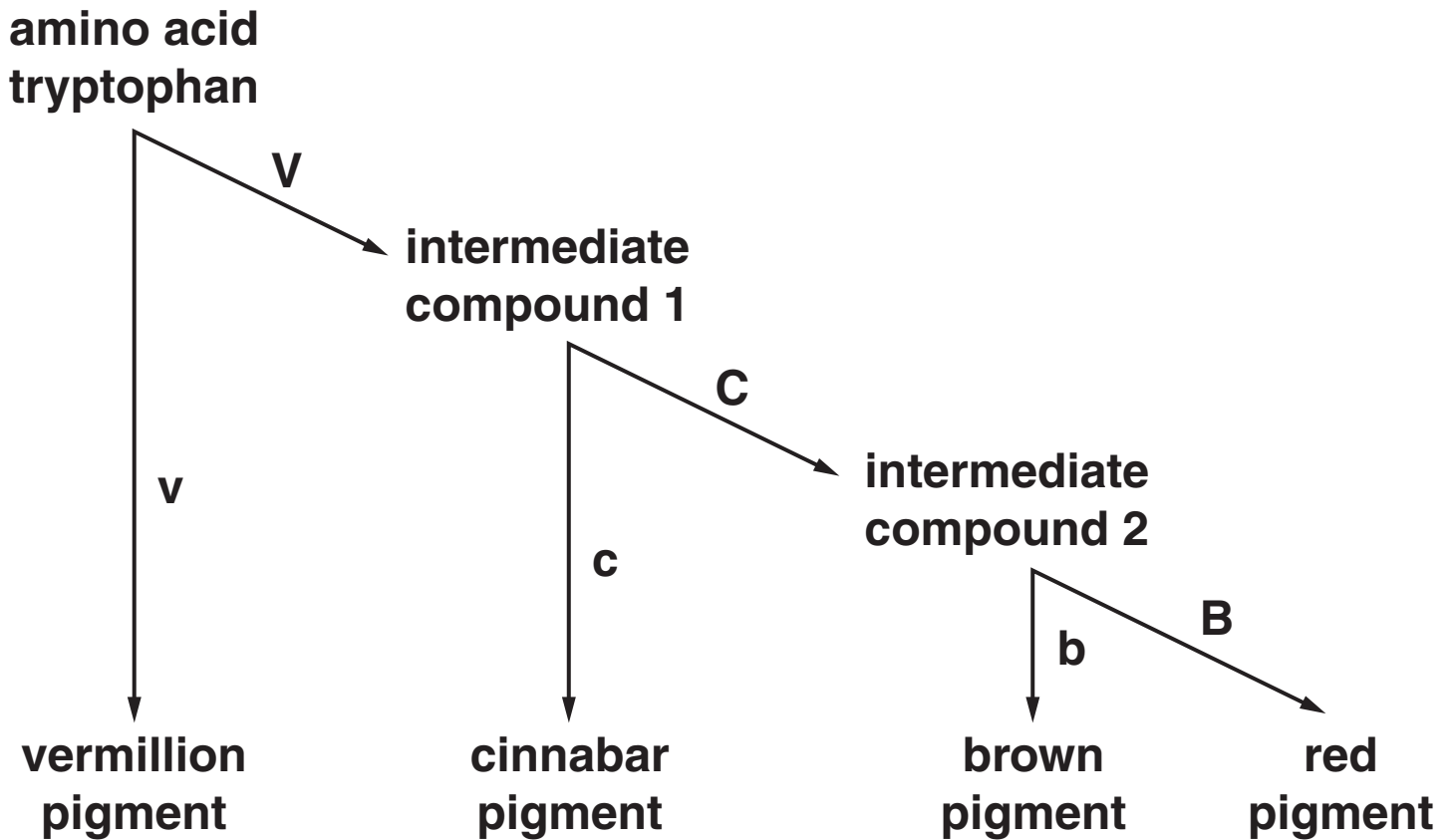


**BLANK PAGE**

**QUESTION 2 STARTS ON PAGE 10**

2 Four different eye pigments in the fruit fly, *Drosophila melanogaster*, are made from the amino acid tryptophan. A simplified metabolic pathway of pigment production is shown in Fig. 2.1.

Three different gene loci control the pathway. Each locus has two alleles. These alleles are V or v, C or c and B or b, as shown in Fig. 2.1.



**FIG. 2.1**

- (a) (i) Using the information in Fig. 2.1, deduce the phenotypes of flies with the following genotypes:

*genotype*      *phenotype*

VvCcBb \_\_\_\_\_

vvCCBB \_\_\_\_\_

VvccBB \_\_\_\_\_ [3]

- (ii) State the term that is applied to this type of gene interaction.

\_\_\_\_\_ [1]

- (iii) Explain how the products CODED FOR by the genes interact to give the different pigments.

\_\_\_\_\_  
\_\_\_\_\_  
\_\_\_\_\_  
\_\_\_\_\_  
\_\_\_\_\_  
\_\_\_\_\_ [3]

- (b) A mutation in another gene at another locus in *Drosophila* gives rise to white-eyed flies. The red eye allele of this gene (R) is known to be dominant to the white eye allele (r).

A student crossed a red-eyed fly with a white-eyed fly, expecting to get an F1 generation of red-eyed flies. In fact, the results were as shown in Table 2.1.

**TABLE 2.1**

phenotype of fly	number of offspring
red-eyed female	27
red-eyed male	0
white-eyed female	0
white-eyed male	23

- (i) The student first suggested that the reason for there being red-eyed and white-eyed flies in the offspring was that the red-eyed parent was heterozygous.

Explain why this CANNOT be the correct explanation for the results shown in Table 2.1.

---

---

---

---

[2]

- (ii) In *Drosophila*, the males are the heterogametic sex, possessing two different sex chromosomes, X and Y.

Draw a genetic diagram to show how the results shown in Table 2.1 could have been produced.

Parental genotypes

\_\_\_\_\_

Gametes

\_\_\_\_\_

F<sub>1</sub> genotypes

\_\_\_\_\_

[3]

- (iii) The chi-squared ( $\chi^2$ ) test can be used to analyse the results in Table 2.1.

The expected ratio of red-eyed females to white-eyed males is 1:1.

Use Table 2.2 to calculate a value for chi-squared ( $\chi^2$ ).

$$\chi^2 = \sum \frac{(O - E)^2}{E} \quad df = n - 1$$

Key to symbols:

$\Sigma$  = 'sum of ...'

df = degrees of freedom

n = number of classes

O = observed value

E = expected value

**TABLE 2.2**

phenotype of fly	O	E	O - E	(O - E) <sup>2</sup>	$\frac{(O - E)^2}{E}$
red-eyed female					
white-eyed male					

$$\chi^2 = \underline{\hspace{10cm}}$$

Use your calculated value of  $\chi^2$  and the table of probabilities shown in Table 2.3 to test the significance of the difference between the observed and expected results.

State your conclusion in the space below.

**TABLE 2.3**

degrees of freedom	probability, p			
	0.90	0.50	0.10	0.05
1	0.02	0.45	2.71	3.84
2	0.21	1.39	4.61	5.99

Conclusion \_\_\_\_\_

\_\_\_\_\_

\_\_\_\_\_

\_\_\_\_\_ [4]

[Total: 16]

**3 (a) The fruit fly, *Drosophila melanogaster*, the zebra fish, *Danio rerio*, and the mouse, *Mus musculus*, have all been used by scientists to find out more about how genes control development in all animals, including humans. They are described as ‘model organisms’.**

**(i) Suggest why information gained from studying such model organisms can be applied to humans.**

---

---

---

---

[2]

**(ii) Suggest TWO characteristics that researchers should look for when choosing an organism for research into how genes control development.**

**1** \_\_\_\_\_

**2** \_\_\_\_\_ [2]



**(b) Fig. 3.1 and Fig. 3.2, ON THE INSERT, show the heads of two *Drosophila* fruit flies.**

**Fig. 3.1 shows a normal wild type fly.**

**Fig. 3.2 shows a mutant fly.**

**(i) Name the type of microscope used to take the two pictures.**

\_\_\_\_\_ [2]

**(ii) State one significant difference between the two heads.**

\_\_\_\_\_  
\_\_\_\_\_ [1]

**(iii) Name the type of gene which, if mutated, gives rise to dramatic changes in body plan.**

\_\_\_\_\_ [1]





4 Fig. 4.1 shows a junction between two neurones where the neurotransmitter is dopamine.  
Fig. 4.2 shows a neuromuscular junction.

Key:

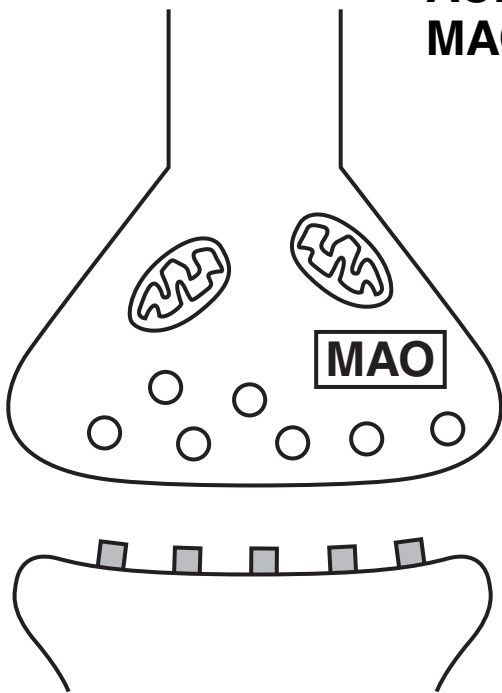


AChE

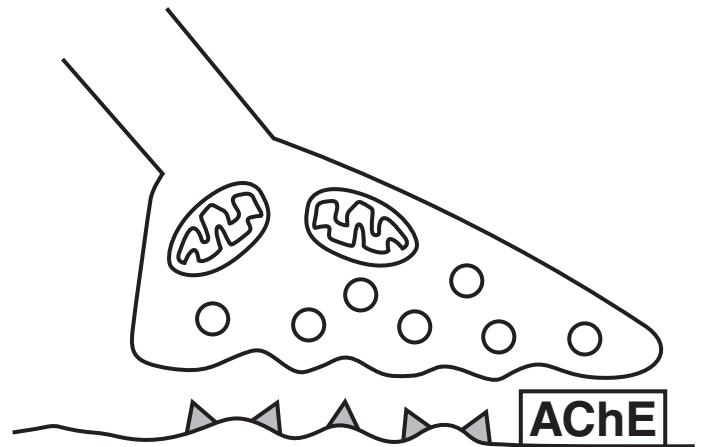


MAO

vesicle containing neurotransmitter  
receptors for neurotransmitter  
acetylcholinesterase  
monoamine oxidase



**FIG. 4.1**



**FIG. 4.2**

**(a) Complete Table 4.1 below to compare the structure and function of the dopamine synapse and the neuromuscular junction.**

**TABLE 4.1**

	<b>similarity</b>	<b>difference</b>
<b>structure</b>		
<b>function</b>		

**[4]**

(b) The sequence of events at a dopamine synapse is given below:

- dopamine molecules bind to the protein receptors on the postsynaptic membrane and trigger a response
- dopamine leaves the receptors and moves back into the presynaptic neurone
- some dopamine is repackaged into vesicles
- some dopamine is broken down by the enzyme monoamine oxidase (MAO).

Table 4.2 summarises the action of some drugs that affect dopamine synapses.

**TABLE 4.2**

<b>drug</b>	<b>action at synapse</b>
<b>phenothiazine</b>	<b>binds to and blocks dopamine receptors</b>
<b>phenelzine</b>	<b>acts as an inhibitor of MAO</b>
<b>amphetamine</b>	<b>binds to and activates the dopamine receptor and causes release of stored dopamine from vesicles</b>

(i) Use the information in Table 4.2 to suggest which drug molecule could have a shape that **DIFFERS** from that of the dopamine molecule. Give a reason for your answer.

---

---

---

[2]

- (ii) Schizophrenia is a condition in which there is a higher than usual level of dopamine in certain areas of the brain.**

**Suggest why phenothiazine is used to treat schizophrenia.**

---

---

---

---

[2]

- (c) DRD4 is a dopamine receptor in humans. The DRD4 receptor gene has a large number of alleles, of which a single individual can only have two.**

- (i) Explain why one individual can only have two of the different alleles of the DRD4 gene.**

---

---

---

---

[2]

- (ii) Name a technique that would reveal differences in the lengths of the different forms of the DRD4 receptor gene.**

---

[1]

**(d) Three alleles of DRD4 have the following alterations:**

- **a single base-pair substitution**
- **a 21 base-pair deletion**
- **a 13 base-pair deletion.**

**Suggest which of the three mutations will have the most serious consequences for the structure of the protein receptor. Give a reason for your choice.**

---

---

---

---

---

---

---

---

---

---

---

**[3]**



- (e) One allele of DRD4 has been found more frequently amongst individuals whose personality is described as 'novelty-seeking' and whose behaviour tends to be exploratory and impulsive.**

**Suggest how this particular allele of the DRD4 receptor could have become common in the human population.**

---

---

---

---

---

---

---

---

---

---

**[4]**

**[Total: 18]**

**5 Sarawak is an area of tropical rainforest in south-east Asia. Logging has been allowed in 60% of the forest.**

**A study was carried out into the effects of logging on the diversity of mammal species living in the forest. An area of rainforest was sampled before logging, immediately after logging and then again two years and four years after logging.**

**Before logging began, there were 29 mammal species and four years after logging there were 26 mammal species.**

**Table 5.1, ON THE INSERT, shows the population densities of six groups of mammals before and after logging. Where numbers were too small to measure the density, the species was recorded as “present”.**

- (a) Marbled cats and otters are carnivores, while squirrels, shrews and deer are herbivores.**

**Use the information provided to choose the best word(s) or terms to complete the following passage.**

**The rainforest \_\_\_\_\_ is a dynamic set of interactions between populations of organisms and the abiotic environment. Energy flows from \_\_\_\_\_, such as trees, to \_\_\_\_\_ consumers, such as squirrels, and on to consumers such as cats and otters at higher \_\_\_\_\_.**

**The activities of decomposers contribute to the energy lost from the \_\_\_\_\_ component of the rainforest but decomposers allow \_\_\_\_\_ to be recycled. [6]**



- (ii) Describe, using the information provided, how species richness AND species evenness change in the rainforest by comparing the situation before logging and four years after logging.

---

---

---

---

---

---

[2]

- (c) (i) Suggest why marbled cats and oriental small-clawed otters became extinct in this area but other mammals did not.

---

---

[1]

- (ii) Outline THREE reasons for conserving biological resources, such as the rainforest in Sarawak.

1 \_\_\_\_\_

---

2 \_\_\_\_\_

---

3 \_\_\_\_\_

---

[3]



- 6 (a) Plant responses to environmental changes are co-ordinated by plant growth substances (plant hormones).

Explain why plants need to be able to respond to their environment.

---

---

---

---

[2]

- (b) The following investigation was carried out into the effects of plant growth substances on germination:

- a large number of lettuce seeds was divided into eight equal batches
- each batch of seeds was placed on moist filter paper in a Petri dish and given a different treatment.

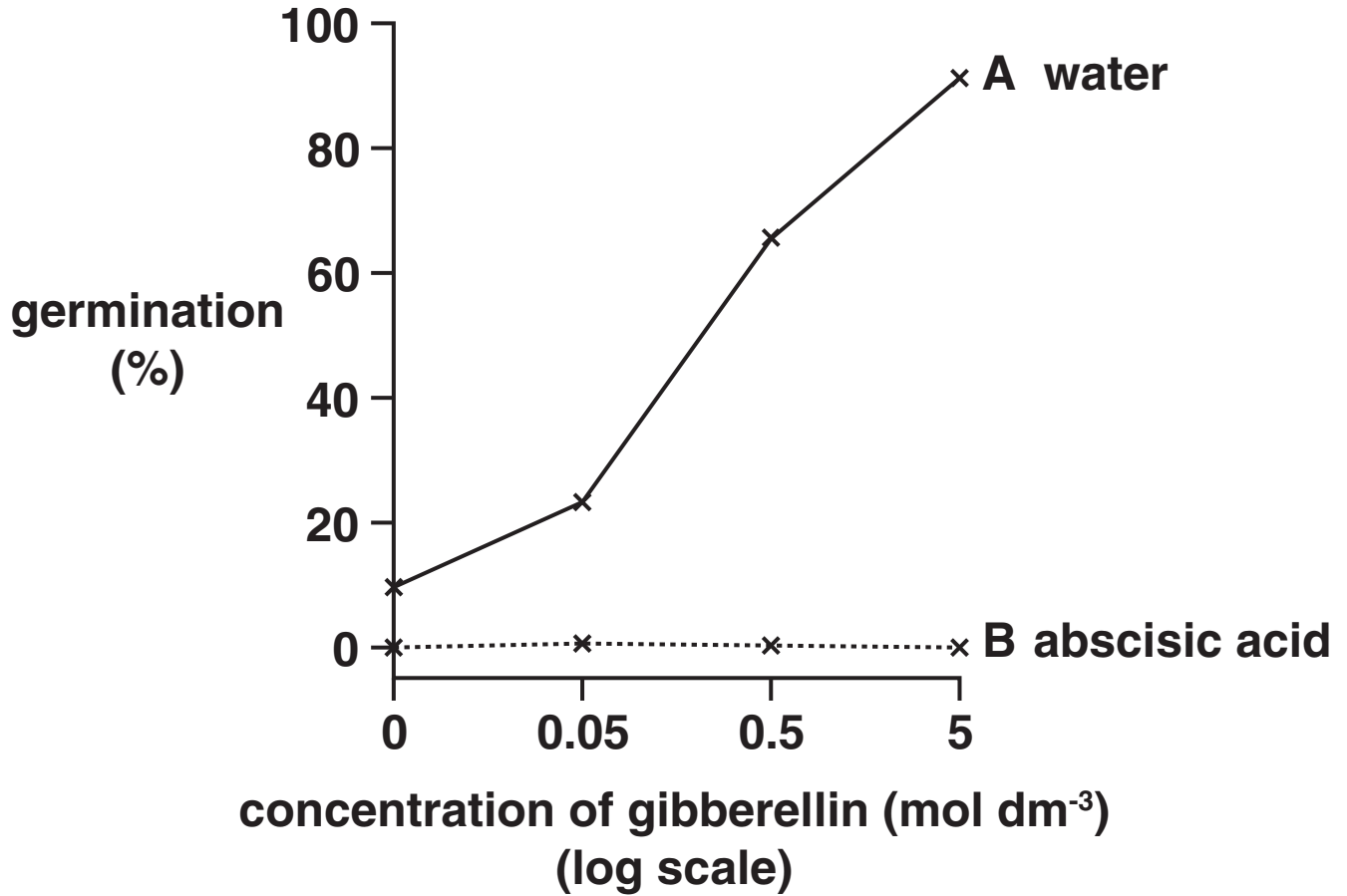
The different treatments are shown in Table 6.1. Each tick represents one of the eight batches of seeds.

TABLE 6.1

	treatment	concentration of gibberellin ( $\text{mol dm}^{-3}$ )			
		0.00	0.05	0.50	5.00
A	water	✓	✓	✓	✓
B	abscisic acid	✓	✓	✓	✓

The batches of seeds were left to germinate at 25 °C in identical conditions and the percentage germination was calculated.

Fig. 6.1 shows the results of this investigation.



**FIG. 6.1**





(iii) State **THREE** variables, **OTHER THAN TEMPERATURE**, that needed to be controlled in the investigation.

1 \_\_\_\_\_

2 \_\_\_\_\_

3 \_\_\_\_\_ [3]

(c) State **TWO** commercial uses of plant growth substances.

\_\_\_\_\_

\_\_\_\_\_

\_\_\_\_\_

\_\_\_\_\_ [2]

[Total: 13]

**END OF QUESTION PAPER**



