

**MARK SCHEME for the May/June 2010 question paper  
for the guidance of teachers**

**9700 BIOLOGY**

**9700/53**

Paper 5 (Planning, Analysis and Evaluation),  
maximum raw mark 30

This mark scheme is published as an aid to teachers and candidates, to indicate the requirements of the examination. It shows the basis on which Examiners were instructed to award marks. It does not indicate the details of the discussions that took place at an Examiners' meeting before marking began, which would have considered the acceptability of alternative answers.

Mark schemes must be read in conjunction with the question papers and the report on the examination.

- CIE will not enter into discussions or correspondence in connection with these mark schemes.

CIE is publishing the mark schemes for the May/June 2010 question papers for most IGCSE, GCE Advanced Level and Advanced Subsidiary Level syllabuses and some Ordinary Level syllabuses.



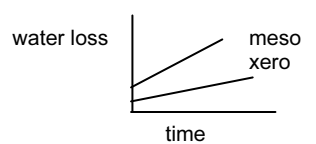
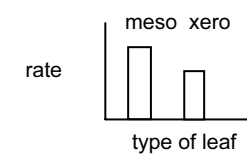
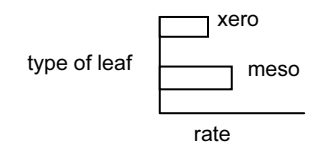
<b>Page 2</b>	<b>Mark Scheme: Teachers' version</b>	<b>Syllabus</b>	<b>Paper</b>
	<b>GCE AS/A LEVEL – May/June 2010</b>	<b>9700</b>	<b>53</b>

Mark schemes abbreviations:

- ; separates marking points
- / alternative answers for the same point
- **R** reject
- **A** accept (for answers correctly cued by the question, or guidance for examiners)
- **AW** alternative wording (where responses vary more than usual)
- **underline** actual word given must be used by candidate (grammatical variants excepted)
- **max** indicates the maximum number of marks that can be given

Page 3	Mark Scheme: Teachers' version	Syllabus	Paper
	GCE AS/A LEVEL – May/June 2010	9700	53

Question	Expected answer	Extra guidance	Mark	AO
1 (a) (i)	a mesophytic plant loses more water than a xerophytic plant;	Allow: any variation on the basic idea, but it must include a plant and water loss. Do not allow: loss in xerophyte greater than mesophyte Ignore: any ref. to external conditions / water uptake	[1]	P
(ii)	<p>8 of:</p> <p><i>independent variable:</i></p> <p>1. ref. to shoots / leaves of different types of plant / xerophyte and mesophyte / type of plant used;</p> <p>2. ref. to similar surface area;</p> <p><i>dependent variable</i></p> <p>3. ref. to measuring / recording the movement (of water) along the capillary;</p> <p>4. ref. to time (of water movement) / description of measuring time;</p> <p><i>control variables (max 3)</i></p> <p>5. ref. to same (environmental) conditions;</p> <p>6. ref. to inserting / cutting shoot under water / cutting shoot at an angle;</p> <p>7. ref. to drying leaves before measuring;</p> <p>8. ref. to airtight seal (around shoot) / airtight apparatus / no air locks;</p> <p><i>procedure</i></p> <p>9. ref. to using syringe to set (water level) in capillary;</p> <p>10. ref. to leaving until steady rate / equilibrate;</p> <p><i>reliability</i></p> <p>11. ref. to repeats / replicates – min 3 and mean value;</p> <p><i>safety:</i></p> <p>12. ref. to a low risk experiment;</p>	<p>1. Allow: named examples of xerophyte / mesophyte</p> <p>2. Ignore: mass Allow: same / similar number of leaves</p> <p>3. Do not allow: upwards movement Ignore: dye</p> <p>4. Do not allow: if an inappropriate time is specified e.g. seconds</p> <p>5. Allow: for any example, light / humidity / temperature</p> <p>8. Ignore: watertight</p> <p>9. Ignore: ref. to indicator</p> <p>11.Allow: to remove anomalies</p> <p>12.Allow: example of appropriate safety e.g. care in cutting shoots / pushing capillary through a bung</p>	[8]	M

Question	Expected answer	Extra guidance	Mark	AO
(iii)	<p>ref. to finding surface area of the capillary;  ref. to multiplying (surface area (<math>\pi r^2</math>)) by distance moved;  OR  use syringe to push water back to original position;  measure volume from the syringe;  OR  idea that the capillary is pre-calibrated;  (and) find the volume from the distance moved / read from scale;</p>	<p>Allow: both marks if formula for volume of cylinder is shown – any of these is acceptable  <math>\pi r^2 l / d / h</math>  <math>\pi \frac{d^2}{4} l / d / h;</math>  <math>\pi \left( \frac{d^2}{2} \right) l / d / h;</math></p>	[2]	D
(b)	<p>2 of:  axes correct orientation and labelled appropriately for type of graph;  mesophyte shown as having higher water loss / rate of water loss;</p>   <p>Allow: marks on a horizontal bar chart</p> 	<p><i>Line Graphs and Bar Charts:</i>  y axis – rate / water loss / distance moved (by water or meniscus) / rate of transpiration  <i>Line Graph</i>  x axis – time  Allow: lines that start at 0  <i>Bar Charts</i>  x axis – type of leaf</p> <p><i>If the x axis is incorrect but y axis is related to water movement</i>  Allow: mark for the difference in water loss  <i>If axes reversed on a line graph,</i>  Allow: the mark for the lines if shown correctly  Allow: marks on two graphs  units are not required</p>	[2]	P

Page 5	Mark Scheme: Teachers' version	Syllabus	Paper
	GCE AS/A LEVEL – May/June 2010	9700	53

Question	Expected answer	Extra guidance	Mark	AO
(c) (i)	$\text{area} = \frac{36}{10\,000 / 10^4} / 0.0036 / 3.6 \times 10^{-3} / 36 \times 10^{-4} \text{ (m}^2\text{);}$ $\text{water loss} = \frac{0.018}{30} / 0.0006 / 6 \times 10^{-4} \text{ (cm}^3 \text{ min}^{-1}\text{);}$ $\text{rate} = \frac{0.0006 / 6 \times 10^{-4}}{0.0036 / 3.6 \times 10^{-3}} \text{ cm}^3 \text{ min}^{-1} / 36 \times 10^{-4} \text{ (m}^2\text{)} = 0.167 \text{ cm}^3 \text{ m}^{-2} \text{ min}^{-1}\text{;}$	<p>Watch for area being halved or doubled 72 or 18</p> <p>Allow: ecf for the calculation</p> <p>Look for the correct figures in the answer. This may be in a combined formula.</p> <p>Allow: 0.17 / 0.16 cm<sup>3</sup> m<sup>-2</sup> min<sup>-1</sup></p> <p>Allow: any other valid method of calculating rate</p> <p>Do not allow: fractions</p>	[3]	D
(ii)	t- test; the data has a normal distribution / continuous / not discrete / comparing two means / averages;	<p>Allow: correct reason for t-test even if the name is incorrect</p> <p>Do not allow: to compare 2 sets of data</p>	[2]	D
(d)	<p>3 of:</p> <ol style="list-style-type: none"> <li>mesophyte has greater mass loss / water loss / transpiration (than a xerophyte);</li> <li>less mass / less water is lost / less transpiration over time by (both) leaves / lower side of leaves / upper side of leaves covered;</li> <li>both leaves / xerophyte / mesophyte lose more mass / more water / transpire more from the lower side of the leaf / when the upper surface is covered;</li> <li>xerophyte loses almost no water from the upper side / loses most of its water from the lower side of the leaf;</li> </ol>	<p>Allow: reverse arguments for points 1–4</p> <p>Allow: use of figures for points 1–4</p> <ol style="list-style-type: none"> <li>Allow: if refer to upper <u>and</u> lower surface of leaves</li> </ol> <p>Allow:</p> <ol style="list-style-type: none"> <li>there are more stomata on the lower surface (of both leaves);</li> <li>xerophyte has fewer stomata on lower side than the mesophyte / mesophyte has more stomata on lower side than a xerophyte;</li> <li>mesophyte has stomata on both sides of the leaf;</li> <li>xerophyte may not have any stomata on upper side;</li> <li>xerophyte has thicker cuticle than mesophyte;</li> </ol> <p>Do not allow: guard cells</p>	[3]	C
		<b>Total:</b>	<b>[21]</b>	

Page 6	Mark Scheme: Teachers' version	Syllabus	Paper
	GCE AS/A LEVEL – May/June 2010	9700	53

Question	Expected answer	Extra guidance	Mark	AO
2 (a)	<p>2 of:</p> <p>ref. to culture medium / growth medium / nutrient; ref. to constant volume / concentration;</p> <p>ref. to amino acid; ref. to constant volume (of both types) added; ref. temperature; ref. to suitable method of providing constant temp.</p> <p>ref. to aeration; ref. to a method of supplying oxygen / air;</p> <p>ref. to pH; ref. to buffers / named buffers;</p>	<p>Do not allow: amount for any quantitative answer.</p> <p>Do not allow: ref. to cell numbers or time</p> <p>Allow: ref. to fermenter features – water jacket (+ monitor) water bath must refer to a constant / stated temperature</p> <p>Allow: ref. to fermenter features – sparger / air lift</p>	[2]	P
(b)	<p><u>Increase in number of cells (after 6 days);</u> number of cells at beginning / previous</p>	<p>Allow: ratio of increase in cells to the initial number of cells. Ignore: percentages</p>	[1]	D

Page 7	Mark Scheme: Teachers' version	Syllabus	Paper
	GCE AS/A LEVEL – May/June 2010	9700	53

Question	Expected answer	Extra guidance	Mark	AO
(c)	<p><b>glutamine:</b> <i>Support</i></p> <p>1. stimulates / shows an increase and ref to any figure or range between 0.1–10 (mmol dm<sup>-3</sup>); <i>Not support</i></p> <p>2. does not stimulate / inhibits / shows decrease at 20 / 40 (mmol dm<sup>-3</sup>); <b>glutamic acid:</b> <i>Support</i></p> <p>3. does not stimulate / inhibits / shows a decrease at 0.1 / 0.2 / 0.5 / 40 (mmol dm<sup>-3</sup>); <i>Not support</i></p> <p>4. shows little effect on growth / too inconsistent / does not show any trend (to draw any conclusion); <i>Not support</i></p> <p>5. at 10 (mmol dm<sup>-3</sup>) / 20 (mmol dm<sup>-3</sup>) appears to increase growth; <b>anywhere in answer:</b> <i>Support</i></p> <p>6. results should be reliable as means of 50 counts (per culture) / large number used; <i>Not support</i></p> <p>7. cell counting procedures are estimates / prone to error;</p>	<p>Cause and effect must be correct – watch for cell increase and amino acids concentrations being reversed. Allow: glutamate for glutamic acid</p> <p>2. Allow: no cells / no growth / no changes Do not allow: cells are dead / no cells</p> <p>5. Allow: may be anomalous results at these concentrations <i>For comparisons between figs. of glutamine and glutamic acid:</i> for appropriate use of figures max 2. mark points 6 and 7 can also be awarded. <i>Support</i></p> <p>8. more growth with glutamine than glutamic acid between 0–10 (mmol dm<sup>-3</sup>); <i>Not support</i></p> <p>9. more growth with glutamic acid than glutamine at 20 (mmol dm<sup>-3</sup>) and 40 (mmol dm<sup>-3</sup>);</p>	[4]	E
		<b>Total:</b>	<b>[9]</b>	