

MARK SCHEME for the November 2005 question paper

9700 BIOLOGY

9700/05

Paper 5

maximum raw mark 30

This mark scheme is published as an aid to teachers and students, to indicate the requirements of the examination. It shows the basis on which Examiners were initially instructed to award marks. It does not indicate the details of the discussions that took place at an Examiners' meeting before marking began. Any substantial changes to the mark scheme that arose from these discussions will be recorded in the published *Report on the Examination*.

All Examiners are instructed that alternative correct answers and unexpected approaches in candidates' scripts must be given marks that fairly reflect the relevant knowledge and skills demonstrated.

Mark schemes must be read in conjunction with the question papers and the *Report on the Examination*.





The minimum marks in these components needed for various grades were previously published with these mark schemes, but are now instead included in the *Report on the Examination* for this session.

- CIE will not enter into discussion or correspondence in connection with these mark schemes.

CIE is publishing the mark schemes for the November 2005 question papers for most IGCSE and GCE Advanced Level and Advanced Subsidiary Level syllabuses and some Ordinary Level syllabuses



Page 1	Mark Scheme	Syllabus	Paper
	GCE A/AS LEVEL – November 2005	9700	5

Qn	Expected Answers	Mark	Additional Guidance	
1	(a) (i)	1 1	Some cells almost square	
	(ii)	1 1		Accept pigmented
	(b) (i)			
		Complete plasmolysis 		
		Cap plasmolysis 		
		Plasmodesmata plasmolysis 		
		Plasmodesmata & cap 		
			3 max	
	(ii)	Ref to osmosis; Solution A has lower water potential than cell sap; Water moves from high water potential to low water potential/down water gradient; Through selectively permeable membrane;	1 1 1 1	Accept correct ref to solute potential. i.e correct reason for movement of water
	(c)	Idea that cell contents destroyed/ disorganised/crystallised/leaked out/brownish;	1	
(d)	Idea that cells gradually/over time/become; turgid;	1 1		
(e)	Idea that cells do not change/permanent damage;	1		
(f)	Idea that A is reversible/B is not; Correct ref to cell membrane;			
	Total	17		

Page 2	Mark Scheme	Syllabus	Paper
	GCE A/AS LEVEL – November 2005	9700	5

2 (a) (i)	1 (late) anaphase/(early) telophase 2 prophase 3 interphase 4 metaphase 5 (early/mid) anaphase	2 max	5 = 2 marks 4 = 1 mark
(ii)	3 above 2 and 2 above 4; 4 above 5 and 5 above 1;	1 1	accept 2 above 4 and 4 above 5 5 above 1 and 1 above 3
(iii)	Any four from: Metaphase shown; 3 correct labels; distinct chromosomes visible; parts of chromosome on either side of plate; chromosomes fatter than thickness of cell wall;	4	Ignore cell membrane Text book diagram max 1
(b)	Any three from: Chromosomes on equator/plate/middle; Beginning to pull apart; Idea of chiasma; Homologous pairs; Thick;	3 max	
(c)	Two from: LS all arranged same way OWTTE; Chromosomes in homologous pairs in meiosis ORA; Crossing over; Root cells show mitosis;	2 max	Accept parent cell rounded shape in meiotic photo ORA
	Total	13	