



Rewarding Learning

ADVANCED

General Certificate of Education

2015

Centre Number

--	--	--	--	--

Candidate Number

--	--	--	--

# Biology

## Assessment Unit A2 2

*assessing*

Biochemistry, Genetics and Evolutionary Trends



AB221

[AB221]

MONDAY 1 JUNE, AFTERNOON

### TIME

2 hours.

### INSTRUCTIONS TO CANDIDATES

Write your Centre Number and Candidate Number in the spaces provided at the top of this page.

Write your answers in the spaces provided in this question paper.

There is an extra lined page at the end of the paper if required.

Answer **all eight** questions.

### INFORMATION FOR CANDIDATES

The total mark for this paper is 90.

Section A carries 72 marks. Section B carries 18 marks.

Figures in brackets printed down the right-hand side of pages indicate the marks awarded to each question or part question.

You are reminded of the need for good English and clear presentation in your answers.

Use accurate scientific terminology in all answers.

You should spend approximately **25 minutes** on Section B.

You are expected to answer Section B in continuous prose.

**Quality of written communication** will be assessed in Section B, and awarded a maximum of 2 marks.

**Statistics sheets are provided for use with this paper.**

For Examiner's use only

Question Number	Marks
1	
2	
3	
4	
5	
6	
7	
8	

Total Marks	
-------------	--

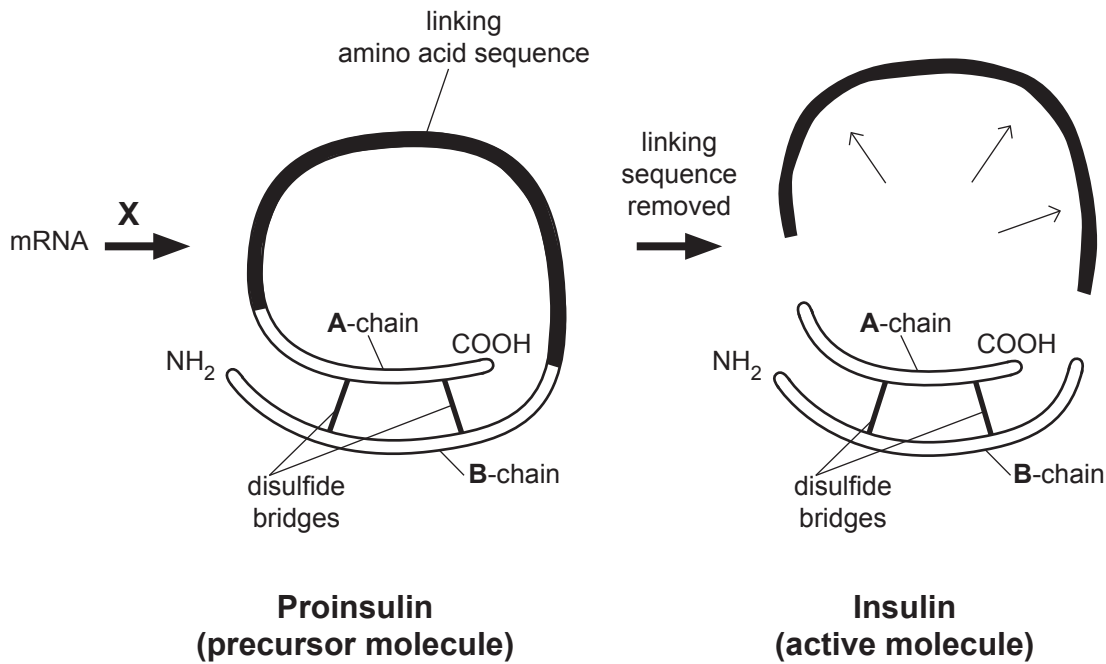
**BLANK PAGE**



- 2 (a) Insulin is a hormone involved in the regulation of blood glucose. It is produced in specialised cells in the pancreas and consists of two polypeptide chains (**A** and **B**) made up of 51 amino acids in total.

Following the formation of an initial 'precursor' molecule, proinsulin, a linking sequence of amino acids is removed to leave the two separate chains which form insulin.

This is summarised in the diagram below.



Using the information provided:

- (i) Identify process **X**.

**X** \_\_\_\_\_ [1]

- (ii) State the evidence which indicates that only one gene codes for insulin.

\_\_\_\_\_  
 \_\_\_\_\_  
 \_\_\_\_\_ [1]

Examiner Only	
Marks	Remark



3 Photosynthesis involves a number of different plant pigments which absorb light energy.

(a) Describe **one** advantage of plants having different pigments to absorb light energy.

\_\_\_\_\_

\_\_\_\_\_

\_\_\_\_\_ [1]

(b) In deciduous trees the leaves emerge in spring and are lost in autumn. Suggest **one** advantage to trees of losing their leaves in autumn.

\_\_\_\_\_

\_\_\_\_\_

\_\_\_\_\_ [1]

(c) Chromatography can be used to separate and identify the photosynthetic pigments present in a leaf. In an investigation, chromatography was used to compare and contrast the photosynthetic pigments present in the leaves of a particular species. This was done in May (at the start of the growing season) and in October (at the end of the growing season).

The results of the investigation are shown in the table below. Assume the technique used to extract the pigments was equally effective in both May and October.

Pigment	May (start of growing season)		October (end of growing season)	
	Colour of pigment	Intensity of colour	Colour of pigment	Intensity of colour
Carotene	yellow	4	yellow	5
Phaeophytin	yellow-grey	1	yellow-grey	2
Xanthophyll	yellow-brown	5	yellow-brown	4
Chlorophyll a	blue-green	5	blue-green	1
Chlorophyll b	green	5	green	2

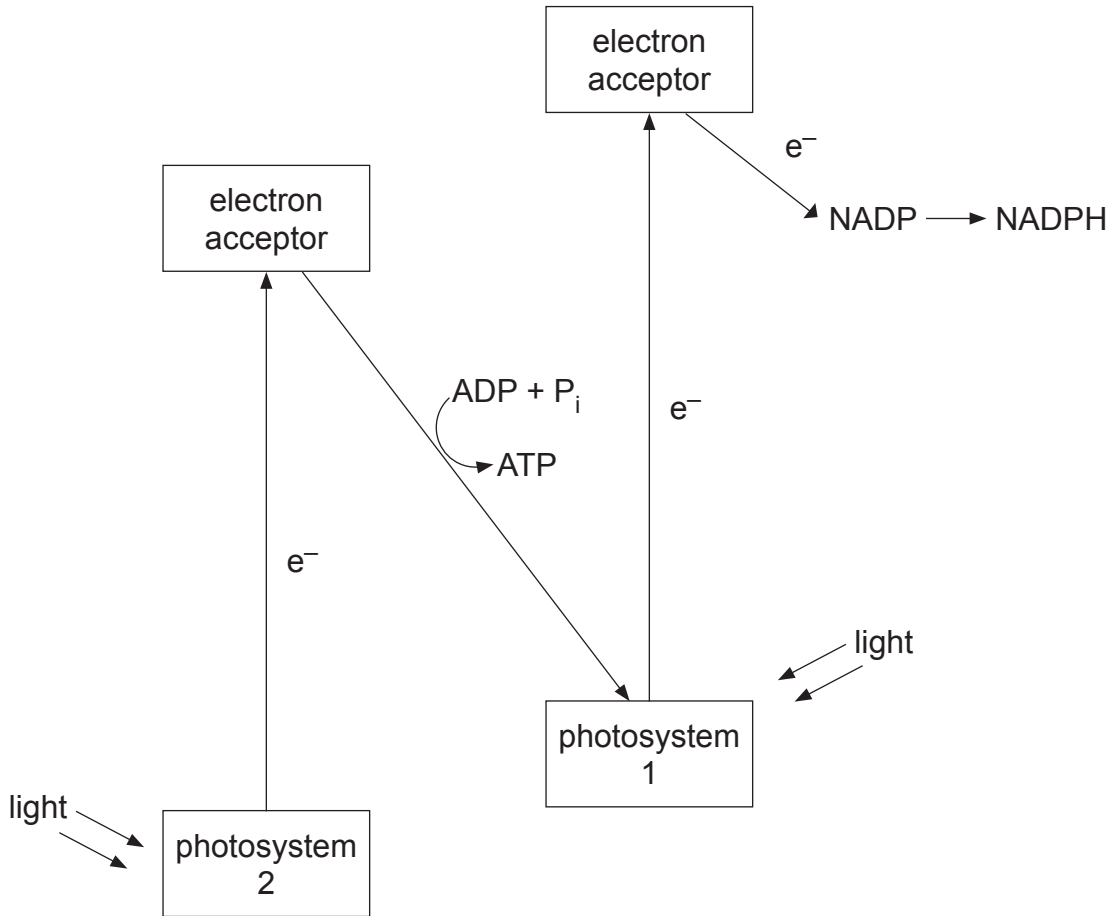
Key

Intensity of pigment colour	
Dense colouration	5
Just visible	1

Examiner Only	
Marks	Remark



(d) The light-dependent reaction of photosynthesis is summarised in the diagram below. However, the process of photolysis is not included.



(i) Using the diagram and your knowledge, describe what happens to the products of photolysis (the splitting of water) in the above reaction.

---



---



---



---



---



---



---



---



---



---

[3]

Examiner Only	
Marks	Remark



(ii) Describe precisely how the products of the light-dependent reaction are used in the light-independent reaction.

---

---

---

---

---

---

---

---

[2]

Examiner Only	
Marks	Remark

Examiner Only	
Marks	Remark

4 Sickle cell anaemia is a condition caused by a mutation in a gene that codes for haemoglobin. In a mutated gene, the normal DNA sequence of the base triplet **CTC** is changed to **CAC**.

(a) (i) Name the type of mutation involved.

\_\_\_\_\_ [1]

(ii) State the change in the affected mRNA codon.

\_\_\_\_\_ to \_\_\_\_\_ [1]

The table below shows the 'genetic dictionary' indicating the amino acids coded for by mRNA codons.

		second base in codon					
		U	C	A	G		
first base in codon	U	phenylalanine	serine	tyrosine	cysteine	third base in codon	U
		phenylalanine	serine	tyrosine	cysteine		C
		leucine	serine	stop	stop		A
		leucine	serine	stop	tryptophan		G
	C	leucine	proline	histidine	arginine		U
		leucine	proline	histidine	arginine		C
		leucine	proline	glutamine	arginine		A
		leucine	proline	glutamine	arginine		G
	A	isoleucine	threonine	asparagine	serine		U
		isoleucine	threonine	asparagine	serine		C
		isoleucine	threonine	lysine	arginine		A
		methionine and start	threonine	lysine	arginine		G
	G	valine	alanine	aspartate	glycine		U
		valine	alanine	aspartate	glycine		C
		valine	alanine	glutamate	glycine		A
		valine	alanine	glutamate	glycine		G





**BLANK PAGE**

**(Questions continue overleaf)**

5 Ash 'dieback' is a fungal disease which has caused the destruction of many ash (*Fraxinus excelsior*) woodlands in Europe, including well over half of the ash trees in Denmark.

In March 2012, the first case of this infection in Britain was reported. By 2013, the disease had spread across native woodlands in south east England and was also found in other isolated pockets in England, Scotland and Wales.

It is thought that the fungus responsible, *Chalara fraxinea*, was carried to Britain from mainland Europe in infected seedlings and young trees. Once in Britain the infection spread rapidly from tree to tree by wind-borne spores, with a typical dispersal range of up to ten miles.

In early 2013, the only examples of infected ash trees in Northern Ireland were in sites which had been recently planted with commercially grown seedlings. There were no reported cases in native woodland.

(a) Suggest why the first cases of *Chalara fraxinea* infection in Northern Ireland were in new plantations, but not in native woodland.

---

---

---

---

---

---

---

---

[2]

Examiner Only	
Marks	Remark



(c) The human genome has also been sequenced. As a result, it is now possible to test an individual for the presence of alleles that increase susceptibility to certain medical conditions, such as some cancers and heart disease.

(i) There has been limited progress in directly linking alleles to conditions such as cancer and heart disease. Suggest **two** reasons for this limited progress.

1. \_\_\_\_\_

\_\_\_\_\_

\_\_\_\_\_

2. \_\_\_\_\_

\_\_\_\_\_

\_\_\_\_\_ [2]

(ii) In terms of treatment, continued research into the link between alleles and disease is likely to be beneficial.

In this context, explain the term 'designer drug' and suggest **one** advantage of developing such drugs.

\_\_\_\_\_

\_\_\_\_\_

\_\_\_\_\_

\_\_\_\_\_

\_\_\_\_\_ [2]

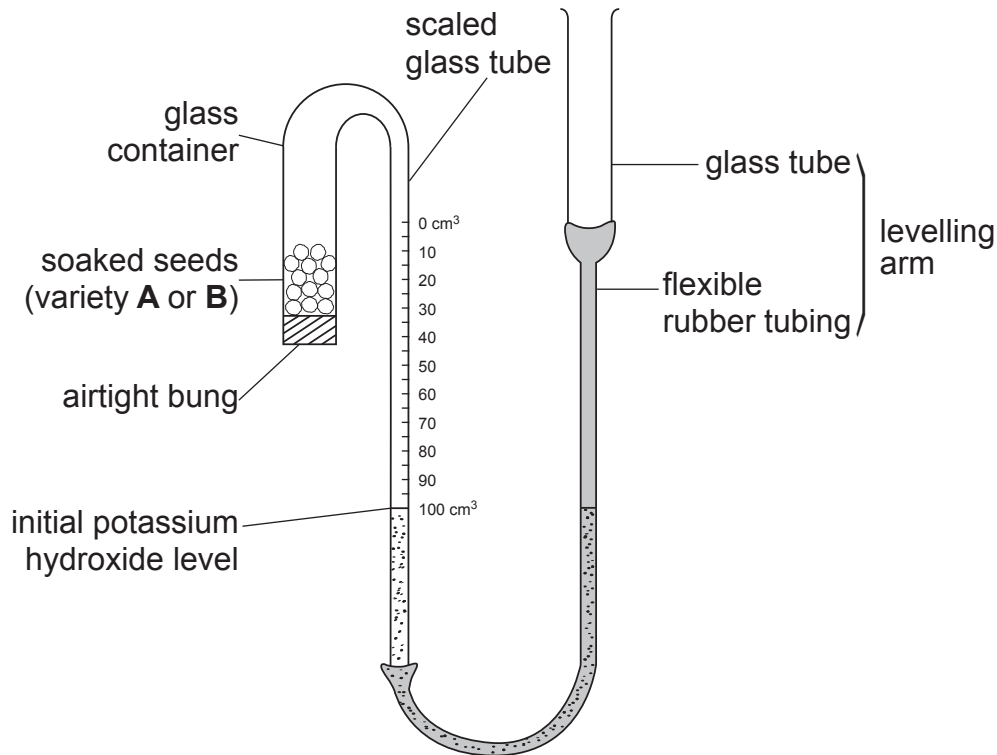
Examiner Only	
Marks	Remark





- (b) It was noticed that one variety of a pea species (**A**) had a more rapid growth rate than another variety (**B**). It was suggested that this was due to variety **A** having a faster respiration rate.

In an investigation to compare respiration rates in the two varieties, two sets of the apparatus shown in the diagram below were used. (This apparatus is similar in principle to a standard respirometer.)



For each variety, 10 g of soaked peas were placed in the glass container with an airtight bung. The level of potassium hydroxide was adjusted to 100 cm<sup>3</sup> on the scale by raising or lowering the levelling arm.

Both sets of apparatus were placed in a dark cupboard for 12 hours. The readings on the scales were recorded every two hours.

- (i) Explain why the investigation was conducted in darkness.

---



---



---



---



---

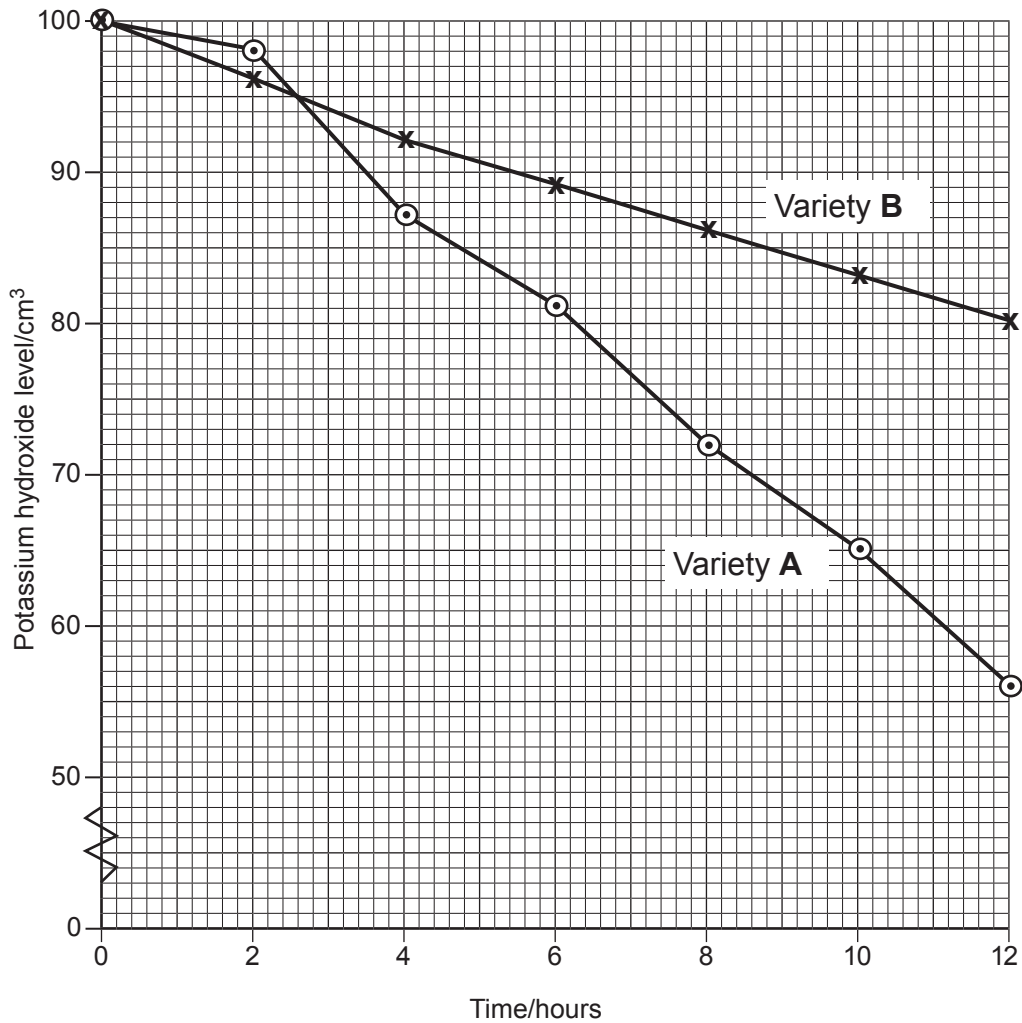


---

[2]

Examiner Only	
Marks	Remark

The results of the investigation are shown in the graph below.



(ii) Suggest an explanation for the faster rate of oxygen uptake in variety **B** between 0–2 hours.

---



---



---

[1]

(iii) Calculate the mean rate of respiration of variety **A** between 2 and 12 hours in cm<sup>3</sup> of oxygen used per gram of pea seed per hour. (Show your working.)

\_\_\_\_\_ cm<sup>3</sup> oxygen g<sup>-1</sup> hr<sup>-1</sup> [3]

Examiner Only	
Marks	Remark

- (c) It was suggested that the overall faster respiration rate in variety **A** was due to there being more mitochondria in the cells of variety **A** than in those of variety **B**. Thin sections of pea tissue were prepared from each variety and mitochondria in 100 cells of each variety were counted.

The results are shown in the following table.

	Variety of pea	
	A	B
Number of cells in section ( $n$ )	100	100
Mean number of mitochondria in each cell ( $\bar{x}$ )	6.3	5.8
Standard deviation (error) of the mean ( $\hat{\sigma}_{\bar{x}}$ )	0.62	0.68

The  $t$ -test can be used to compare the number of mitochondria in the two varieties.

- (i) State the null hypothesis for this test.

\_\_\_\_\_

\_\_\_\_\_

\_\_\_\_\_ [1]

- (ii) Calculate the value of  $t$  using data from the table above. (Show your working.)

Answer \_\_\_\_\_ [2]

Examiner Only

Marks Remark

(iii) State the probability value for the calculated  $t$ .

\_\_\_\_\_ [1]

(iv) State your decision regarding the null hypothesis and comment on this outcome.

\_\_\_\_\_  
\_\_\_\_\_  
\_\_\_\_\_  
\_\_\_\_\_  
\_\_\_\_\_ [2]

Examiner Only	
Marks	Remark



- (ii) As with most genetic crosses, the numbers of offspring in this cross do not fit exactly with the predicted ratio. State the name of the statistical test that can be used to identify if observed offspring numbers are significantly different from expected numbers.

\_\_\_\_\_

[1]

- (c) In *Drosophila*, the genes for wing type and body colour are located on separate autosomes and so are independently inherited. Normal wing is dominant to vestigial wing and normal body colour is dominant to ebony body colour.

A cross between a fruit fly with normal wings and normal body colour and one with vestigial wings and ebony body colour produced offspring displaying four different phenotypes.

Using a genetic diagram, explain these results.  
(Let **A** = normal wing and **B** = normal body colour)

[4]

- (d) Suggest **two** reasons why *Drosophila melanogaster* is ideally suited for genetic investigations.

1. \_\_\_\_\_

\_\_\_\_\_

2. \_\_\_\_\_

\_\_\_\_\_

[2]

Examiner Only

Marks Remark













---

**THIS IS THE END OF THE QUESTION PAPER**

---





Permission to reproduce all copyright material has been applied for.  
In some cases, efforts to contact copyright holders may have been unsuccessful and CCEA  
will be happy to rectify any omissions of acknowledgement in future if notified.