

ARCHAEOLOGY
Unit 3 Religion and Ritual

ACH3

Tuesday 5 June 2007 1.30 pm to 2.30 pm

For this paper you must have:

- a 12-page answer book
- a Sources Booklet (enclosed).

Time allowed: 1 hour

Instructions

- Use blue or black ink or ball-point pen. Use pencil only for drawing.
- Write the information required on the front of your answer book. The *Examining Body* for this paper is AQA. The *Paper Reference* is ACH3.
- Answer **all** questions.
- Do all rough work in the answer book. Cross through any work you do not want to be marked.

Information

- The maximum mark for this paper is 46.
- The marks for questions are shown in brackets.
- **Sources A to D** for use in answering the questions are printed in a separate Sources Booklet.
- You may choose which of these sources to use as a basis for your answers but you must restrict yourself to **one** of them.
Choose either: Source A: Prehistoric Britain and Ireland (Neolithic to Iron Age)
or : Source B: Ancient Egypt (Pre-Dynastic to New Kingdom)
or : Source C: The Maya (Pre-Classic and Classic)
or : Source D: The Roman World to AD 476.
- You will be marked on your ability to use good English, to organise information clearly and to use specialist vocabulary where appropriate.
- You may make illustrations in your answer book provided they explain or add to your answers.
- In answering the questions full credit will only be given where it is clear that, in addition to commenting in detail on your observations on the sources provided, you have also used particular, detailed archaeological examples drawn from your studies in the context that you have chosen. Limited use may be made of appropriate historical sources but these should not form the main substance of your discussion.
- You may use a magnifying glass to assist interpretation of figures.

Look at the enclosed Sources Booklet. Choose **one** of the Sources **A** to **D**.
Study the figures corresponding to your choice.

Answer **all** questions.

1 Explain what archaeologists mean by the term **religion**.

You should include a definition and an example, with a site name, in your answer. *(5 marks)*

2 Explain what archaeologists mean by the term **iconography**.

You should include a definition and an example, with a site name, in your answer. *(5 marks)*

3 Explain what is shown in **Figure 1** and its ritual significance.

(9 marks)

4 Explain what is shown in **Figure 2** and its ritual significance.

(9 marks)

5 Explain what is shown in **Figure 3** and its ritual significance.

(6 marks)

6 Using the sources and your own knowledge, discuss the range of evidence available to archaeologists who study ritual in your period.

(12 marks)

END OF QUESTIONS

There are no questions printed on this page

There are no questions printed on this page

General Certificate of Education
June 2007
Advanced Subsidiary Examination

ARCHAEOLOGY
Unit 3 Religion and Ritual

ACH3



Sources Booklet

- | | | |
|-----------------|-------------|---|
| Source A | pages 2–3 | Prehistoric Britain and Ireland (Neolithic to Iron Age) |
| Source B | pages 4–6 | Ancient Egypt (Pre-Dynastic to New Kingdom) |
| Source C | pages 7–9 | The Maya (Pre-Classic and Classic) |
| Source D | pages 10–12 | The Roman World to AD 476 |

**SOURCE A: PREHISTORIC BRITAIN AND IRELAND
(NEOLITHIC TO IRON AGE)**

Figure 1 Plan of Hambledon Hill in Dorset

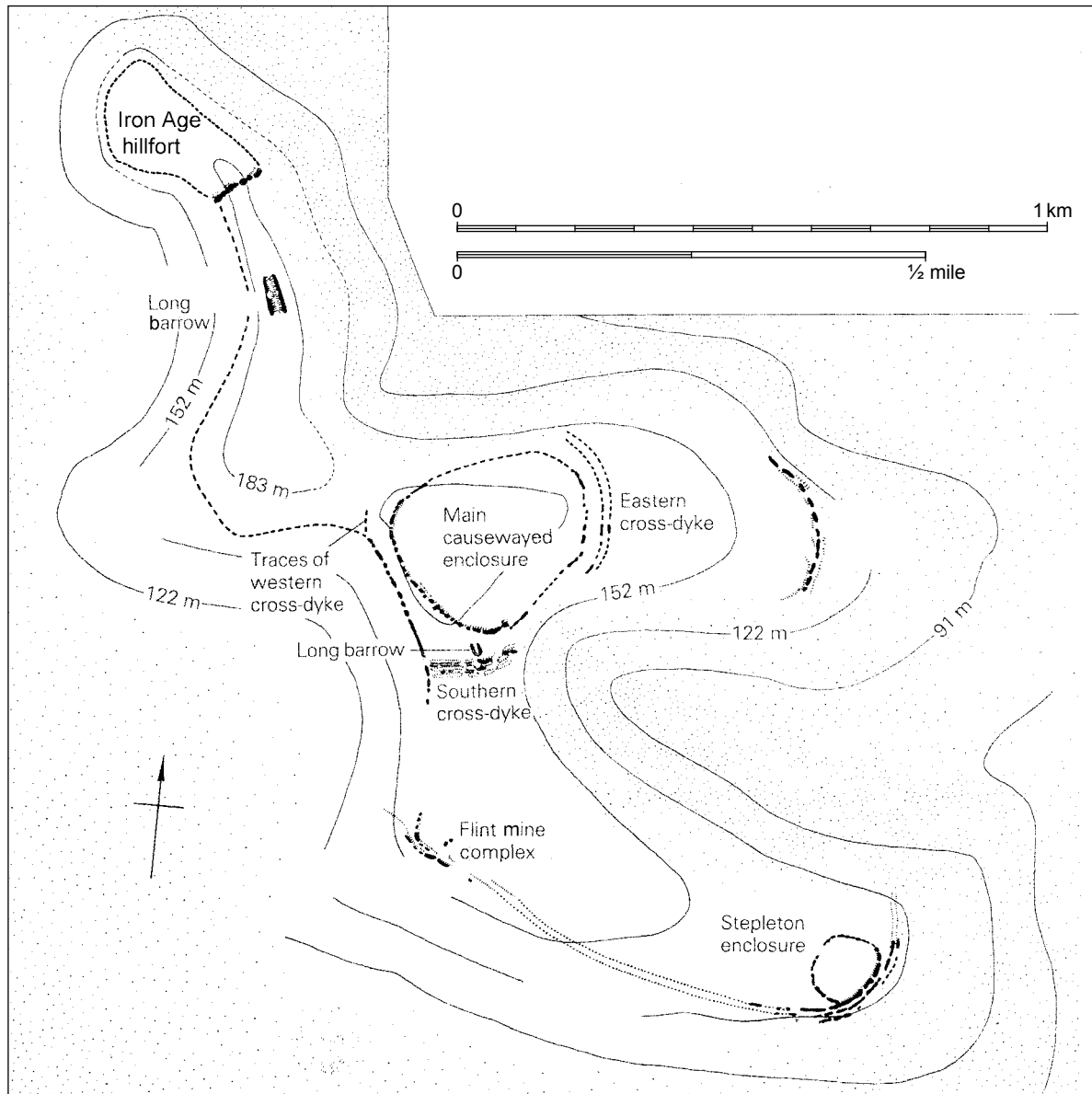


Figure 2 Two of the burials at Wetwang Slack in East Yorkshire

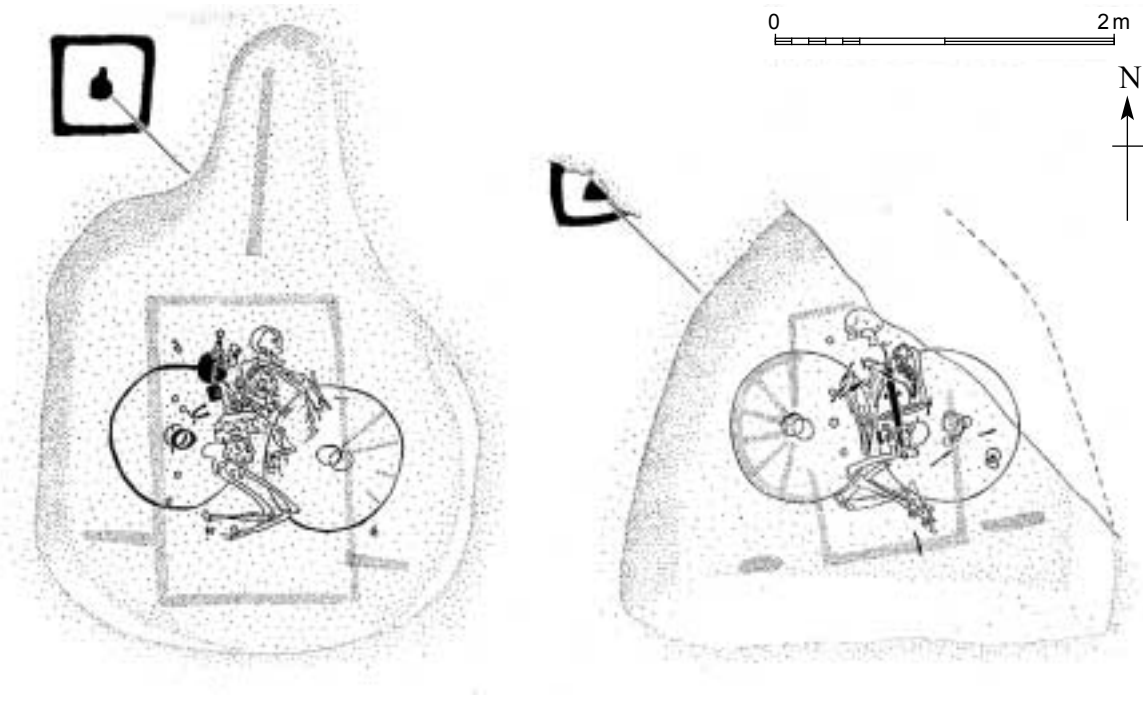



Figure 3 Reconstruction of a burial from Baldock in Hertfordshire (width: 2 metres)



Turn over ►

SOURCE B: ANCIENT EGYPT (PRE-DYNASTIC TO NEW KINGDOM)

Figure 1 Small-scale model of entrance to temple at Luxor (height: c0.6 metres)


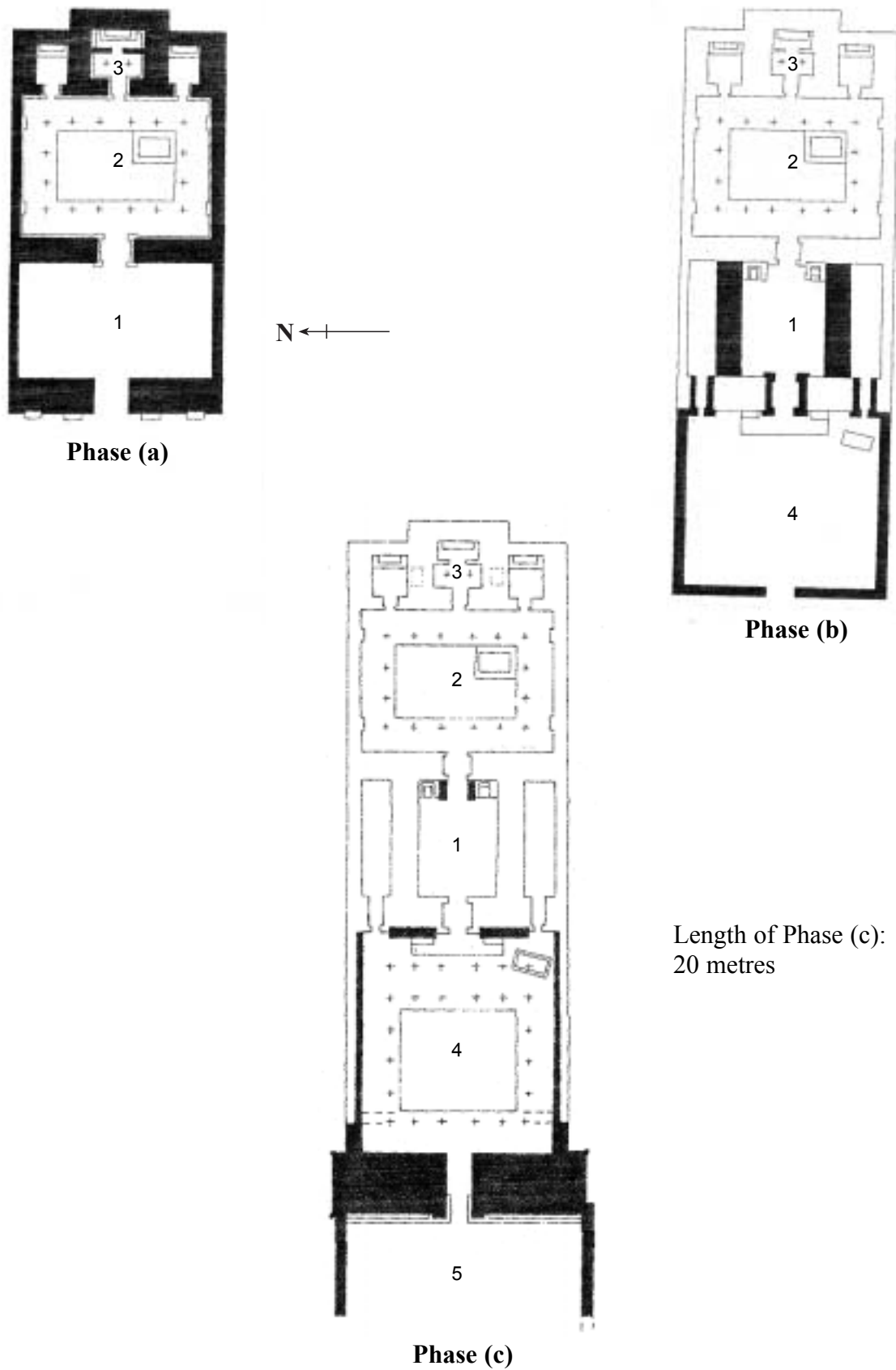



Figure 2 Three phases in the development of a tomb at Memphis




Turn over for the next figure in Source B

Turn over ▶

Figure 3 A sculptured relief from a mortuary temple at Deir al Bahri (height of relief: c3 metres)



SOURCE C: THE MAYA (PRE-CLASSIC AND CLASSIC)

Figure 1 Cross-section of a temple at Palenque in Mexico

Turn over for the next figure in Source C

Turn over ▶

Figure 2 Plan of a tomb at Kaminaljuyu, Mexico

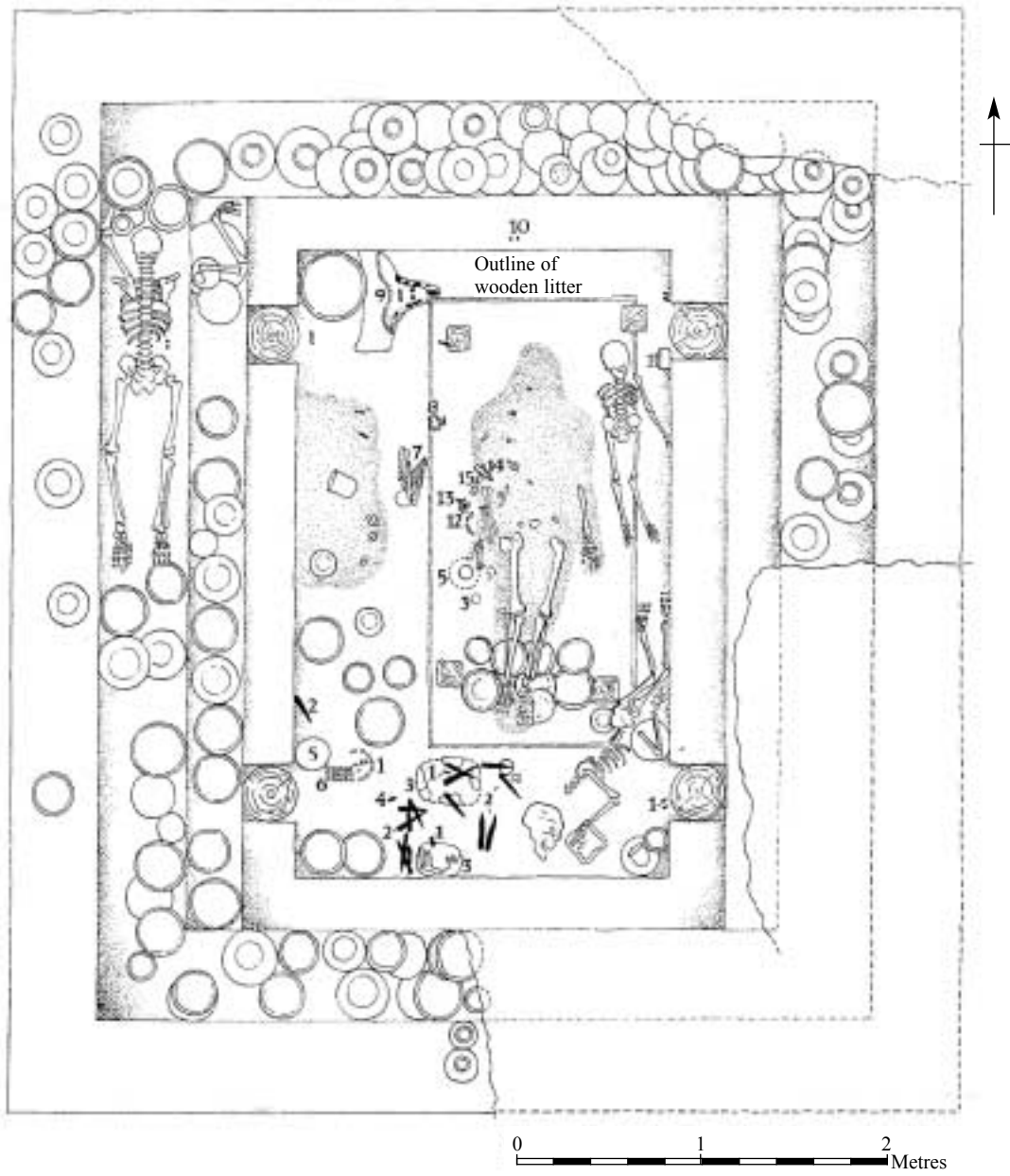


Figure 3 A sculptured relief from a ritual structure at Cotzumalhuapa
(height of relief: c2 metres)



Turn over for Source D

Turn over ►

SOURCE D: THE ROMAN WORLD TO AD 476

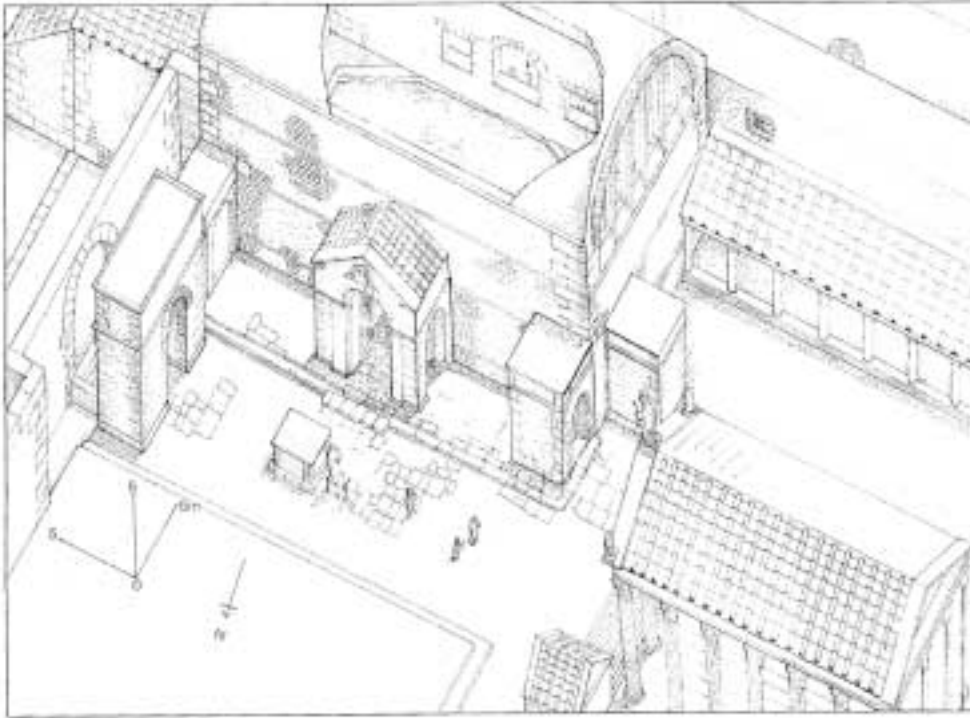
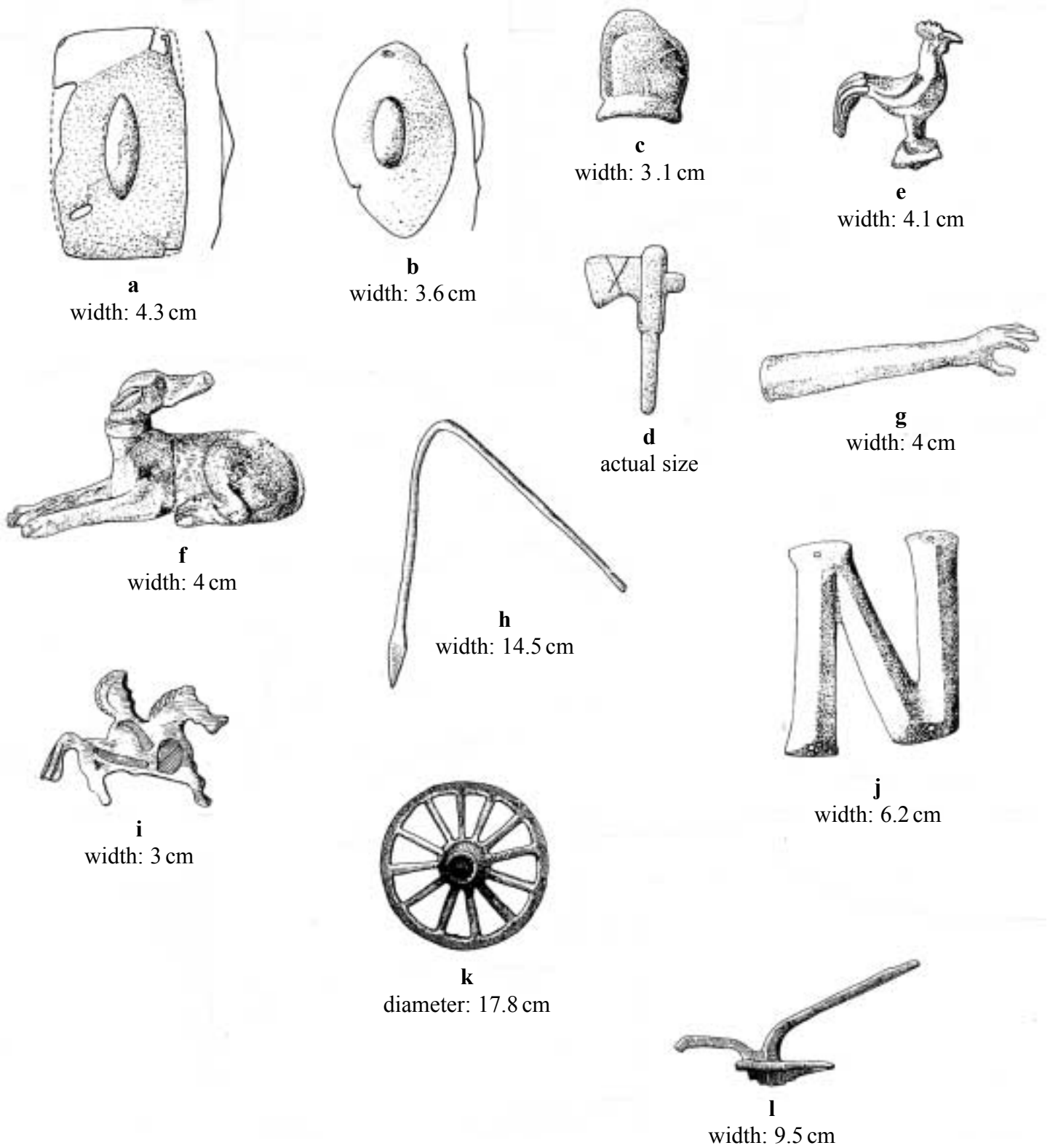
Figure 1 Reconstruction drawing of temple precinct at Bath

Figure 2 Votive offerings from various sites in Roman Britain



Turn over for the next figure in Source D

Turn over ►

Figure 3 Life-sized sculptured heads from Roman Britain



ACKNOWLEDGEMENT OF COPYRIGHT-HOLDERS AND PUBLISHERS

Permission to reproduce all copyright material has been applied for. In some cases efforts to contact copyright-holders have been unsuccessful and AQA will be happy to rectify any omissions of acknowledgements in future papers if notified.

Copyright © 2007 AQA and its licensors. All rights reserved.