



Thursday 22 May 2014 – Morning

AS GCE HEALTH AND SOCIAL CARE

F913/01 Health and Safety in Care Settings

Candidates answer on the Question Paper.


OCR supplied materials:

None

Other materials required:

None

Duration: 1 hour 30 minutes



Candidate forename		Candidate surname	
-----------------------	--	----------------------	--

Centre number						Candidate number				
---------------	--	--	--	--	--	------------------	--	--	--	--

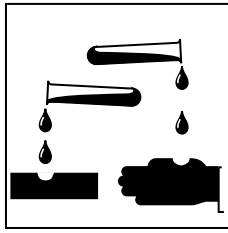
INSTRUCTIONS TO CANDIDATES

- Write your name, centre number and candidate number in the boxes above. Please write clearly and in capital letters.
- Use black ink. HB pencil may be used for graphs and diagrams only.
- Answer **all** the questions.
- Read each question carefully. Make sure you know what you have to do before starting your answer.
- Write your answer to each question in the space provided. If additional space is required, you should use the lined pages at the end of this booklet. The question number(s) must be clearly shown.
- Do **not** write in the bar codes.

INFORMATION FOR CANDIDATES

- The number of marks is given in brackets [] at the end of each question or part question.
- The total number of marks for this paper is **100**.
- The quality of written communication will be assessed in your answers to questions marked with an asterisk (*).
- This document consists of **24** pages. Any blank pages are indicated.


1



A



B



C



D

(a) (i) Identify each of the warning signs shown above. For each sign describe one appropriate precaution that should reduce the risk.

A

.....

.....

.....

B

.....

.....

.....

C

.....

.....

.....

D

.....

.....

.....

[8]

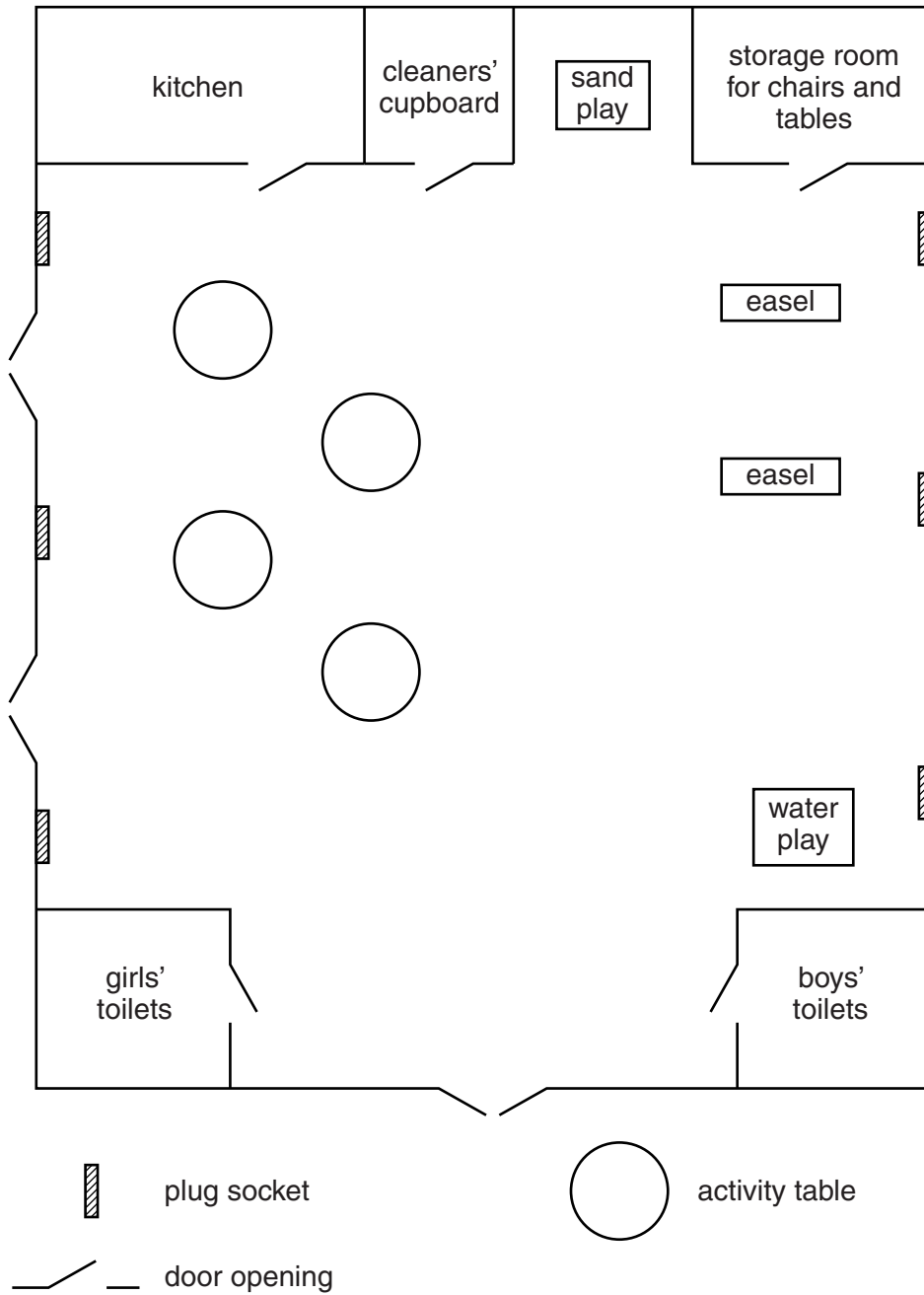
(ii) Name the legislation that controls the use of warning signs.

.....

..... [1]

2*

Plan of Nursery



Carry out the first three stages of a risk assessment for the nursery based on the features shown on the plan. [15]

.....

.....

.....

.....

.....

A series of 25 horizontal dotted lines spanning the width of the page, providing a template for handwriting practice.

ADDITIONAL ANSWER SPACE

If additional answer space is required, you should use the following lined page(s). The question number(s) must be clearly shown in the margins.

A large area of lined paper for writing answers. It consists of a vertical margin line on the left side and horizontal dotted lines extending across the page, creating a grid for writing. The lines are evenly spaced and cover most of the page area.

A vertical solid line is positioned on the left side of the page. From this line, 25 horizontal dotted lines extend across the page, creating a series of rows for writing.

A vertical solid line is positioned on the left side of the page. From this line, 25 horizontal dotted lines extend across the page, creating a series of rows for writing.

A series of horizontal dotted lines for writing, with a solid vertical line on the left side.

A vertical solid line is positioned on the left side of the page. From this line, a series of horizontal dotted lines extend across the page, creating a grid for writing. There are 25 horizontal dotted lines in total, evenly spaced from top to bottom.

A vertical solid line is positioned on the left side of the page. From this line, a series of horizontal dotted lines extend across the page, creating a grid for writing. There are 20 horizontal dotted lines in total, evenly spaced from top to bottom.

21
BLANK PAGE

PLEASE DO NOT WRITE ON THIS PAGE

PLEASE DO NOT WRITE ON THIS PAGE

BLANK PAGE

PLEASE DO NOT WRITE ON THIS PAGE

PLEASE DO NOT WRITE ON THIS PAGE



Copyright Information

OCR is committed to seeking permission to reproduce all third-party content that it uses in its assessment materials. OCR has attempted to identify and contact all copyright holders whose work is used in this paper. To avoid the issue of disclosure of answer-related information to candidates, all copyright acknowledgements are reproduced in the OCR Copyright Acknowledgements Booklet. This is produced for each series of examinations and is freely available to download from our public website (www.ocr.org.uk) after the live examination series.

If OCR has unwittingly failed to correctly acknowledge or clear any third-party content in this assessment material, OCR will be happy to correct its mistake at the earliest possible opportunity.

For queries or further information please contact the Copyright Team, First Floor, 9 Hills Road, Cambridge CB2 1GE.

OCR is part of the Cambridge Assessment Group; Cambridge Assessment is the brand name of University of Cambridge Local Examinations Syndicate (UCLES), which is itself a department of the University of Cambridge.