

Year 4 **ENGLISH (Listening Comprehension)** **Time: 30 minutes**
Teacher's Copy

Guidelines for the conduct of the Listening Comprehension Examination
ALL INSTRUCTIONS ARE TO BE GIVEN IN ENGLISH

- a) 4 minutes – First reading aloud of text by teacher
- b) 4 minutes – Teacher reads out the questions
- c) 4 minutes – Second reading aloud of text by teacher
- d) 8 minutes – Students answer the questions
- e) 4 minutes – Third reading aloud of text by teacher
- f) 6 minutes – Final revision of answers by students

Resources

Teacher: Reading Text and Questions
Each student: Pen and Examination Paper

Introduction

The teacher in charge distributes the examination papers to the students and asks them to write their name, surname and class on the front cover.

THE TEACHER TELLS THE STUDENTS TO FOLLOW THE INSTRUCTIONS ON THE FRONT PAGE OF THE EXAMINATION PAPER (STUDENT'S COPY) AS S/HE READS.

INSTRUCTIONS

1	<ul style="list-style-type: none">• Listen carefully as I read a text about <i>Growing a plant</i>.• Do not answer the questions or write anything while I am reading.
2	<ul style="list-style-type: none">• Open the examination paper and look at the questions.• I will read the questions to you once.
3	<ul style="list-style-type: none">• Close the examination paper and listen carefully.• I will read the text a second time.• Do not write anything while I am reading.
4	<ul style="list-style-type: none">• You have eight minutes to answer questions 1 to 14.• In questions 1 to 12 tick only the correct answer.• In number 13 (a to j) tick to show whether each sentence is True or False.• In number 14 (a and b) fill in the missing word or words to complete each sentence.
5	<ul style="list-style-type: none">• I will read the text to you a third time.• You may complete any unanswered questions as I read.
6	<ul style="list-style-type: none">• You have now six minutes to check your answers, and complete any unanswered questions.

Questions 1 to 12 (1 mark each) = 12 marks

Questions 13 (a to j) (½ mark each) = 5 marks

Questions 14 (a and b) (1 mark each) = 3 marks

TOTAL: 20 MARKS

Growing a plant

1. Meera looked out of the classroom window at the pale moon in the morning sky. The moon looked round and dimpled.
2. 'Meera,' said Mrs Johnson. 'Can you tell us what plants need to grow?'
3. 'Er ...' Meera thought about the herbs they were growing in pots at home. Mum sometimes got her to water them. 'They need water and they need soil too.'
4. 'Good,' said Mrs Johnson. 'What else?' All the other children were looking at Meera. She blushed and looked away.
5. 'Can anybody help Meera?' asked Mrs Johnson.
6. Peter answered, 'Sunlight!'
7. 'That's right,' said Mrs Johnson. 'Now, we will have a competition to see who can grow the tallest sunflower. We'll experiment by giving each of the plants different things. Then we will see what is best for them to grow.'
8. Mrs Johnson gave out the seeds to the students the next morning.
9. 'I'm going to mix some fruitcake with soil to make the seeds grow fast,' said Seema to Meera. 'My grandma says that her cake is nourishing with all those raisins in it.'
10. Some boys were watering their plants with apple juice. Katie was putting a bit of chocolate near her flowerpot. She wanted her plant to grow out of the soil to reach it.
11. 'I'm growing mine without sunlight,' said Meera.
12. 'But, Mrs Johnson said, plants need light to grow,' said Seema.
13. 'I never said it wasn't going to have any light,' said Meera. Then she put soil into a flowerpot, pushed in a stripy seed, watered it and covered the flowerpot with black paper to keep it dark.
14. 'Can I take the flowerpot home, please?' said Meera.
15. 'Yes, certainly,' said Mrs Johnson.
16. At bedtime Meera did not sleep. She watched the curtains. Just after midnight, they began to glow with the moonshine. Silently, Meera pushed them back, took the black paper off her pot and put it on the windowsill in the moonlight.

(Adapted from *Moonflower* by Pippa Goodhart)

Tick (✓) the correct word, phrase or sentence to answer the questions.

1. Who looked at the moon?

- a) Meera
- b) Seema
- c) Mrs Johnson
- d) Katie

a)
b)
c)
d)

2. What did the moon look like?

- a) flat and smooth
- b) round and dimpled
- c) like an apple
- d) like a silver spoon

a)
b)
c)
d)

3. What was the lesson about?

- a) growing plants
- b) watching the moon
- c) mixing herbs
- d) preparing a fruit salad

a)
b)
c)
d)

4. What did Meera tell the class?

- a) that plants can't live without water
- b) that plants can't live without sunlight
- c) that plants need soil and sunlight
- d) that plants need water and soil

a)
b)
c)
d)

5. What was the competition about?

- a) making the seed grow overnight
- b) growing the tallest sunflower
- c) growing the shortest sunflower
- d) growing many sunflowers

a)
b)
c)
d)

6. Why were they doing the experiment?

- a) to watch a plant grow
- b) to learn about what helps plants grow
- c) to learn about what grows in pots
- d) to have a little competition

a)
b)
c)
d)

7. When did the students plant their seed?

- a) on the first day
- b) a week later
- c) the following morning
- d) the following afternoon

a)
b)
c)
d)

8. Who thought that fruitcake was healthful?

- a) Mrs Johnson
- b) Meera's mother
- c) Seema's grandmother
- d) Meera

a)
b)
c)
d)

9. What did Katie place close to her pot?

- a) some raisins
- b) a piece of chocolate
- c) a stripy seed
- d) some apple juice

a)
b)
c)
d)

10. Where did Meera put her seed?

- a) She pushed it into the soil.
- b) She mixed it with the raisins.
- c) She put it near the chocolate.
- d) She wrapped it in black paper.

a)
b)
c)
d)

11. What did Meera use to cover the flowerpot?

- a) brown paper
- b) black cloth
- c) black paper
- d) black chocolate

a)
b)
c)
d)

12. What made the curtains glow?

- a) the sunshine
- b) the moonshine
- c) daylight
- d) torchlight

a)
b)
c)
d)

(12 × 1 mark = 12 marks)

13. Put a tick (✓) to show whether each sentence is TRUE or FALSE.

- a) The moon was shining brightly in the morning sky.
- b) Meera and her mother grew herbs in pots.
- c) Meera said that plants needed sunlight to grow.
- d) Meera blushed because everybody was looking at her.
- e) Katie pushed the raisins into the soil.
- f) Peter said that plants needed moonlight to grow.
- g) Meera forgot to water her plant at school.
- h) Mrs Johnson let Meera take the pot home.
- i) Meera woke up after midnight.
- j) Meera left the cover on her pot all night long.

TRUE	FALSE

(10 × ½ mark = 5 marks)

14. Fill in the blanks with a suitable WORD.

- a) At home Meera was careful not to make any _____. She did not want to wake up her mother.
- b) Meera used the _____ instead of the _____ to help her plant grow.

(3 × 1 mark = 3 marks)



END OF PAPER

Year 4

ENGLISH
(Listening Comprehension)

Time: 30 minutes

Name: _____

Class: _____

TOTAL: ___ MARKS

INSTRUCTIONS

1.	<ul style="list-style-type: none">• Listen carefully as the teacher reads the text about Growing a plant.• Do not answer the questions or write anything while the teacher is reading.
2.	<ul style="list-style-type: none">• Open the examination paper and look at the questions.• The teacher will read the questions to you once.
3.	<ul style="list-style-type: none">• Close the examination paper and listen carefully.• The teacher will read the text a second time.• Do not write anything while the teacher is reading.
4.	<ul style="list-style-type: none">• You have eight minutes to answer questions 1 to 14.• In questions 1 to 12 tick (✓) only the correct answer.• In number 13 (a to j) tick (✓) to show whether each sentence is True or False.• In number 14 (a and b) fill in the missing word or words to complete each sentence.
5.	<ul style="list-style-type: none">• The teacher will read the text to you a third time.• You may complete any unanswered questions as the teacher reads.
6.	<ul style="list-style-type: none">• Finally you have six minutes to check your answers, and complete any unanswered questions.

Questions 1 to 12 (1 mark each) = 12 marks

Questions 13 (a to j) (½ mark each) = 5 marks

Questions 14 (a and b) (1 mark each) = 3 marks

TOTAL 20 MARKS

Tick (✓) the correct word, phrase or sentence to answer the questions.

1. Who looked at the moon?

- a) Meera
- b) Seema
- c) Mrs Johnson
- d) Katie

a)
b)
c)
d)

2. What did the moon look like?

- a) flat and smooth
- b) round and dimpled
- c) like an apple
- d) like a silver spoon

a)
b)
c)
d)

3. What was the lesson about?

- a) growing plants
- b) watching the moon
- c) mixing herbs
- d) preparing a fruit salad

a)
b)
c)
d)

4. What did Meera tell the class?

- a) that plants can't live without water
- b) that plants can't live without sunlight
- c) that plants need soil and sunlight
- d) that plants need water and soil

a)
b)
c)
d)

5. What was the competition about?

- a) making the seed grow overnight
- b) growing the tallest sunflower
- c) growing the shortest sunflower
- d) growing many sunflowers

a)
b)
c)
d)

6. Why were they doing the experiment?

- a) to watch a plant grow
- b) to learn about what helps plants grow
- c) to learn about what grows in pots
- d) to have a little competition

a)
b)
c)
d)

7. When did the students plant their seed?

- a) on the first day
- b) a week later
- c) the following morning
- d) the following afternoon

a)
b)
c)
d)

8. Who thought that fruitcake was healthful?

- a) Mrs Johnson
- b) Meera's mother
- c) Seema's grandmother
- d) Meera

a)
b)
c)
d)

9. What did Katie place close to her pot?

- a) some raisins
- b) a piece of chocolate
- c) a stripy seed
- d) some apple juice

a)
b)
c)
d)

10. Where did Meera put her seed?

- a) She pushed it into the soil.
- b) She mixed it with the raisins.
- c) She put it near the chocolate.
- d) She wrapped it in black paper.

a)
b)
c)
d)

11. What did Meera use to cover the flowerpot?

- a) brown paper
- b) black cloth
- c) black paper
- d) black chocolate

a)
b)
c)
d)

12. What made the curtains glow?

- a) the sunshine
- b) the moonshine
- c) daylight
- d) torchlight

a)
b)
c)
d)

(12 × 1 mark = 12 marks)

13. Put a tick (✓) to show whether each sentence is TRUE or FALSE.

- a) The moon was shining brightly in the morning sky.
- b) Meera and her mother grew herbs in pots.
- c) Meera said that plants needed sunlight to grow.
- d) Meera blushed because everybody was looking at her.
- e) Katie pushed the raisins into the soil.
- f) Peter said that plants needed moonlight to grow.
- g) Meera forgot to water her plant at school.
- h) Mrs Johnson let Meera take the pot home.
- i) Meera woke up after midnight.
- j) Meera left the cover on her pot all night long.

TRUE	FALSE

(10 × ½ mark = 5 marks)

14. Fill in the blanks with a suitable WORD.

- a) At home Meera was careful not to make any _____. She did not want to wake up her mother.
- b) Meera used the _____ instead of the _____ to help her plant grow.

(3 × 1 mark = 3 marks)



END OF PAPER

DIRECTORATE FOR QUALITY AND STANDARDS IN EDUCATION
Department for Curriculum Management and eLearning
Educational Assessment Unit

Annual Examinations for Primary Schools - 2013

Year 4

ENGLISH

Time: 1h 15 min

(Reading Comprehension, Language, and Writing)

Name: _____

Class: _____

Total: 60 marks



A. Reading Comprehension

Read the following passage carefully.



Off to Magic Farm!

Olly ran towards a large scarecrow. It stood stiffly, one arm outstretched. It was a special scarecrow. It held a magic secret! Olly grabbed the arm and spun around with the scarecrow. All the colours of the grass and sky, trees and flowers whooshed into a silvery whirlwind. Suddenly, Olly vanished. He found himself on Magic Farm.

Olly watched the colourful clouds floating above him. Then he looked at the honey-coloured farmhouse. Three scarecrows were running around wildly, waving about their straw-stuffed arms. The Hayseeds seemed to be in trouble.



The Hayseeds were friendly scarecrows. They looked after the farm animals and raised the crops, but sometimes they did not get things quite right.

‘Sunny!’ Olly called over to a scarecrow in a yellow hat. ‘What’s up?’

Sunny’s face looked worried. ‘We’re having trouble with the sheep,’ she said.




‘Someone has scattered sawdust all over the field so our sheep can’t feed themselves!’ added Muck.

‘We think it was the Little Rotters.’

The Little Rotters were tiny naughty creatures with cheeky faces and bright orange hair.

‘We must move the sheep and their pen into another field, quickly. If not, they’ll all starve!’ Patch called from the driving seat of a big purple machine. He started the machine up. It clanged and jangled as it moved off.



‘Why is Patch in such a hurry?’ Olly asked Sunny.

Sunny looked serious. ‘It’s not just that the sheep will go hungry. If they aren’t safely back in their pen in a new field before the sun goes down, the lambs will be in danger.’

Muck gulped, and said a single word. ‘Foxes!’

(Adapted from *Magic Farm – A Big Surprise!* by Ashley Birch)

1. Tick (✓) to show the correct answer.

i) What did Olly take hold of ?

(1 mark)

- a) a large scarecrow’s arm
- b) Sunny’s arm
- c) Muck’s arm
- d) a Little Rotter’s arm

a)	
b)	
c)	
d)	

ii) What was purple?

(1 mark)

- a) the farmhouse
- b) the clouds
- c) the hat
- d) the machine

a)	
b)	
c)	
d)	

2. Tick (✓) to show whether each sentence is True or False.

(4 marks)

		True	False
a)	Olly and the special scarecrow whirled around.		
b)	All at once Olly disappeared.		
c)	The friendly scarecrows worked on the farm.		
d)	The Hayseeds always did things right.		
e)	Sunny had a cheerful face.		
f)	The sheep were eating the sawdust.		
g)	The Little Rotters were good creatures.		
h)	The machine moved off noisily.		

3. Answer the following questions.

a) What did the three scarecrows do that made Olly think there was trouble at Magic Farm?

They _____
and _____.

(2 marks)

b) Why did the Little Rotters spread the sawdust all over the field?

They _____
_____.

(2 marks)

c) Where did the Hayseeds want to move the sheep and their pen?

They _____
_____.

(2 marks)

d) Why did Patch say that they must move the sheep and their pen?

_____.

(3 marks)

e) Who was driving the machine?

_____.

(2 marks)

f) What was worrying Sunny and Muck?

(3 marks)

B. Language

(10 marks)

B. 1. Look at the pictures.

Read and fill in the blanks with the given words.

Use each word only ONCE. The first* one is an example. (6 marks)

in	out	across	over
into	towards	onto	



Snowball bleated happily and sprang into* a wheelbarrow and _____ again.



Then the sheep walked _____ the wooden bridge and headed _____ the pig sty.




Snowball sprang _____ an upturned bucket, and leapt straight _____ the wall into the sty.



Soon Snowball was rolling _____ mud, watched by a startled pink and black pig with a super-curly tail.

B. 2. Read and **circle** the words that describe the children in the picture.
The first* one is an example. (4)



Hi! My name is Jill. I've got **brown*** eyes. I'm usually friendly, but I'm sometimes shy. I like reading books and drawing pretty pictures.

My friend Tina has blonde hair. She is kind. She likes helping others.

My brother Paul wears glasses. He has black eyes. He is always cheerful. He likes taking pictures and sticking them in his photo album.

Tina's brother is tall. He is very clever. He likes playing chess and listening to modern music.

C. Writing

C. 1. What are you going to do at the sports club?
Underline **THREE** activities. Then write sentences about them.

(6 marks)

Time	Activity
4.00	Riding Bikes
4.30	Roller Skating
5.00	Playing Ball Games
6.00	Swimming
7.00	Running and Racing



I am going to _____

C. 2. Imagine you are Alex.

Use the given information to write an invitation to your friend. (4)

Saturday 6th July	10.30 party	in our back garden
------------------------------	------------------------	---------------------------



Dear _____,

From,
Alex



C. 3. Composition

In not less than **90 words** write **ten sentences or a paragraph** on **ONE** of the following:

1. Picture Composition: Teachers

Look at the pictures carefully. The pictures show teachers at work. What do teachers do? Write about their work.

The following words and phrases may help you: **explain, ask questions, help students, mark students' work, teach reading, plan activities together**



2. Write about **How to be healthy and happy.**

Use the given information.

Do exercise	Eat and drink	Other things	Have fun	See people
walking	vegetables	sleep	play games	family
swimming	fruit	wash hands	listen to music	friends
	water	fresh air		help others


3. Write about what usually happens on Sundays.

What do you do? Who do you usually spend your Sundays with? Where do you go? What do you like most about Sundays? Why? What do you hate most about Sundays? Why?

4. Write a story about a talking fish.

You bought a fish from a pet shop and when you placed it in a bowl at home it spoke to you. Write about what it told you and what happened afterwards.





Title Number: _____

Plan your writing in the space below.

