

JUNIOR LYCEUMS ANNUAL EXAMINATIONS 2002
Educational Assessment Unit - Education Division

FORM 5

TEXTILES STUDIES (NEEDLECRAFT)

TIME: 1hr 45mins

Name: _____

Class: _____

1. The sketches show **two** different jackets worn over the same skirt.
- a. Choose **one** jacket *View A or View B* and name **four** of the fashion features indicated with the arrows. *Mark these on the sketch.* (2 marks)

- b. The skirt is made from linen.
Suggest a different fabric suitable for the jacket in **View B**. Give a reason for your choice.

Fabric: _____

Reason: _____ (2 marks)

- c. Indicate for which figure type you would suggest each outfit.

Figure Type View A _____

View B _____ (2 marks)

Give a reason for each choice.

Reason View A _____

View B _____ (2 marks)

- d. Suggest a different fastener for the jackets instead of the fasteners shown on the sketches.

Fastener _____ (1 mark)

- e. Name and draw the pattern pieces you will need to make the skirt.

Name: (i) _____ (ii) _____ (iii) _____ (3 marks)

Draw pattern pieces here

(3 marks)

- f. On the sketches prepared for *question e* draw **three** pattern markings you would normally find on the pattern pieces. Name the pattern markings. (3, 3 marks)
- g. Suggest **one** way of transferring these pattern markings to the fabrics. Sketch the method.

Name Method

Sketch

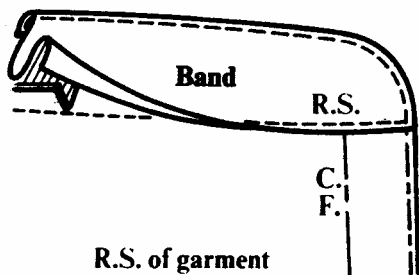
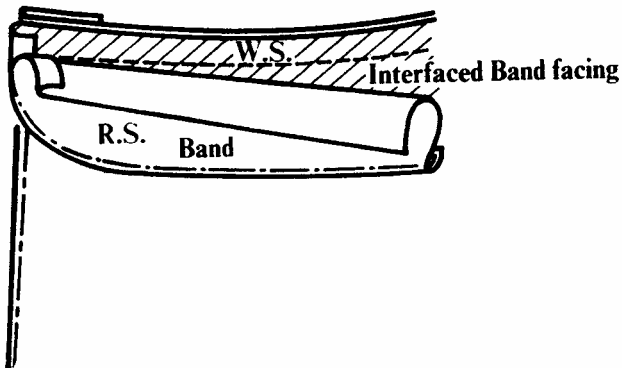
- h. List the sewing notions (*haberdashery*) needed to make the skirt. (2 marks)

(i) _____

(ii) _____

(2 marks)

- i. The following diagrams illustrate how to complete and attach the collar of the jacket in View B. Explain the process in **five** short steps.



(i) _____

(ii) _____

(iii) _____

(iv) _____

(v) _____

(5 marks)

2. a. Linen (*used for the skirt*) is a natural fibre. It creases badly. Suggest a fibre that can be blended with linen to make it crease resistant.

Fibre: _____ (1 mark)

b. Give another reason for blending linen with other fibres.

Reason: _____ (1 mark)

c. How would you wash and dry a linen skirt?

(i) _____

(ii) _____

(iii) _____ (3 marks)

d. Describe how you would remove a grease stain from white linen.

(i) _____

(ii) _____ (2 marks)

e. List **two** fibres that are good at absorbing moisture.

(i) _____ (ii) _____ (2 marks)

f. Explain why absorbent fabrics are more comfortable to wear.

_____ (1 mark)

3. a. There are various ways we can shop for clothes. One example is buying from a Department store. List **two** other retail outlets where we can purchase clothes.

(i) _____ (ii) _____ (2 marks)

b. Suggest **two** factors a consumer should keep in mind when shopping for clothes.

(i) _____

(ii) _____ (2 marks)

4. a. Design a top (*front and back*) suitable for evening wear, that could be worn with the skirt in question 1.

Front

Back

(2 marks)

b. Suggest a suitable fabric for the top.

Fabric _____ (1 mark)

c. Name the construction of this fabric.

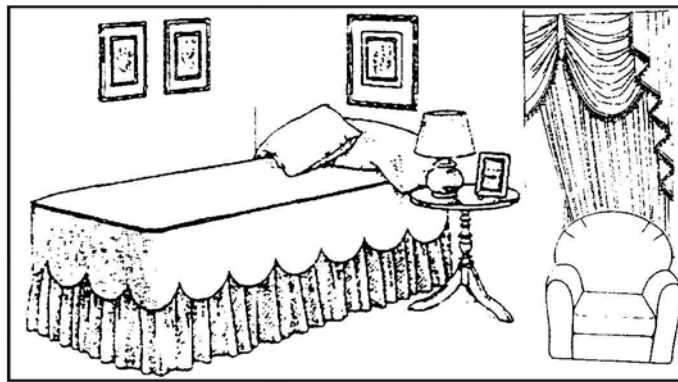
Fabric construction _____ (1 mark)

d. List **two** properties of fabric made in this way.

(i) _____

(ii) _____ (2 marks)

5. a. Your friend Mary has decided to redecorate her bedroom. She asked your advice about making a new embroidered **cushion** cover for her armchair.



List **three** points to consider when designing cushion covers.

(i) _____

(ii) _____

(iii) _____ (3 marks)

b. Fabric will be needed for the cushion cover. Describe **three** suitable properties for the fabric. Give a reason for each choice. (*The first one has been done for you.*)

(i) The fabric must not fade in the sun.

Reason The colour should remain for the life of the cushion.

(ii) _____

Reason _____

(iii) _____

Reason _____

(iv) _____

Reason _____


(2, 2, 2 marks)

c. Suggest a fabric suitable for the cushion cover.

Fabric _____

(1 mark)

d. The design below was chosen to be used on the cushion cover.



Suggest **two** techniques that can be used to work the design.

Technique (i) _____

(ii) _____

(2 marks)

e. Sketch and name **two** embroidery stitches used. (*Show the stitches on the design.*)

Sketch

Name

(i)

(ii)

(1, 1 marks)

f. Mary has all these items in the sewing room. They are all useful but not all of them essential.

table for cutting out
ironing board
iron
damp cloth
sleeve board
scissors

needles and pins
tacking cotton
measuring tape
tracing wheel
dressmaker's carbon paper

List **five** essential items needed to sew the cushion cover.

(i) _____

(iii) _____

(v) _____

(ii) _____

(iv) _____

(5 marks)

- g. Give instructions on how to work the seam to sew the cushion cover together.
Use diagrams to support your answer.

Name of seam _____ (1 mark)

Diagrams

Instructions

(i) _____

(ii) _____

(iii) _____

(2, 3 marks)

- h. At one time, domestic sewing machines could only do straight machine stitch.
List **three** other processes which could be worked with a modern sewing machine.

(i) _____

(ii) _____

(iii) _____



(3 marks)

State the size of the machine needle to be used when making the cushion cover.
Give a reason for your choice.

Size of needle _____

Reason _____ (2 marks)

- j. Your friend has decided to make a **fabric collage** to match the cushion. Using the same flower design to build up the picture, draw the design suitable for the wall hanging. (*Use more than one flower.*)



(5 marks)

- k. Label the design. Show clearly:

Fabrics used (i) _____ (ii) _____ (iii) _____
(3 marks)

Colours used (i) _____ (ii) _____
(iii) _____ (iv) _____
(2 marks)

l. Embroidery work should be pressed in a special way. List **two** important instructions necessary to press embroidery work.

(i) _____

(ii) _____

(2 marks)

m. Evaluate your design for the wall hanging by answering the following questions.


(i) Is the design pleasing to the eye? Why?

(3 marks)

(ii) Are the materials and techniques used for decoration effective? Explain why.

(3 marks)

n. Mary has bought a pair of ready made **curtains** for her room.



When she got home and opened the packet she found that there was a hole in the fabric near the hem.

Suggest what she should do about the problem.

(i) _____

(ii) _____

(2 marks)

JUNIOR LYCEUMS ANNUAL EXAMINATIONS 2002

Educational Assessment Unit - Education Division

FORM 5

TEXTILES STUDIES (NEEDLECRAFT)

TIME: 1hr 45mins

Use these sketches to answer question 1.